

Experimental Area Layout for DAQ and its Operation for ProtoDUNE-SP

Geoff Savage

ProtoDUNE-SP DAQ Review at CERN

3-Nov-2016

Introduction

- Identify the physical locations of DAQ elements at EHN1
 - Counting house (barracks)
 - Infrastructure – racks, power, cooling
 - Computers - servers, disks
 - Subsystem crates – ATCA (RCE), timing, trigger
 - Top of cryostat - SSP modules, Warm interface boards
 - Cold box
 - Test APA+PD+CE unit before installation in cryostat
- Network
- Timeline/Schedule

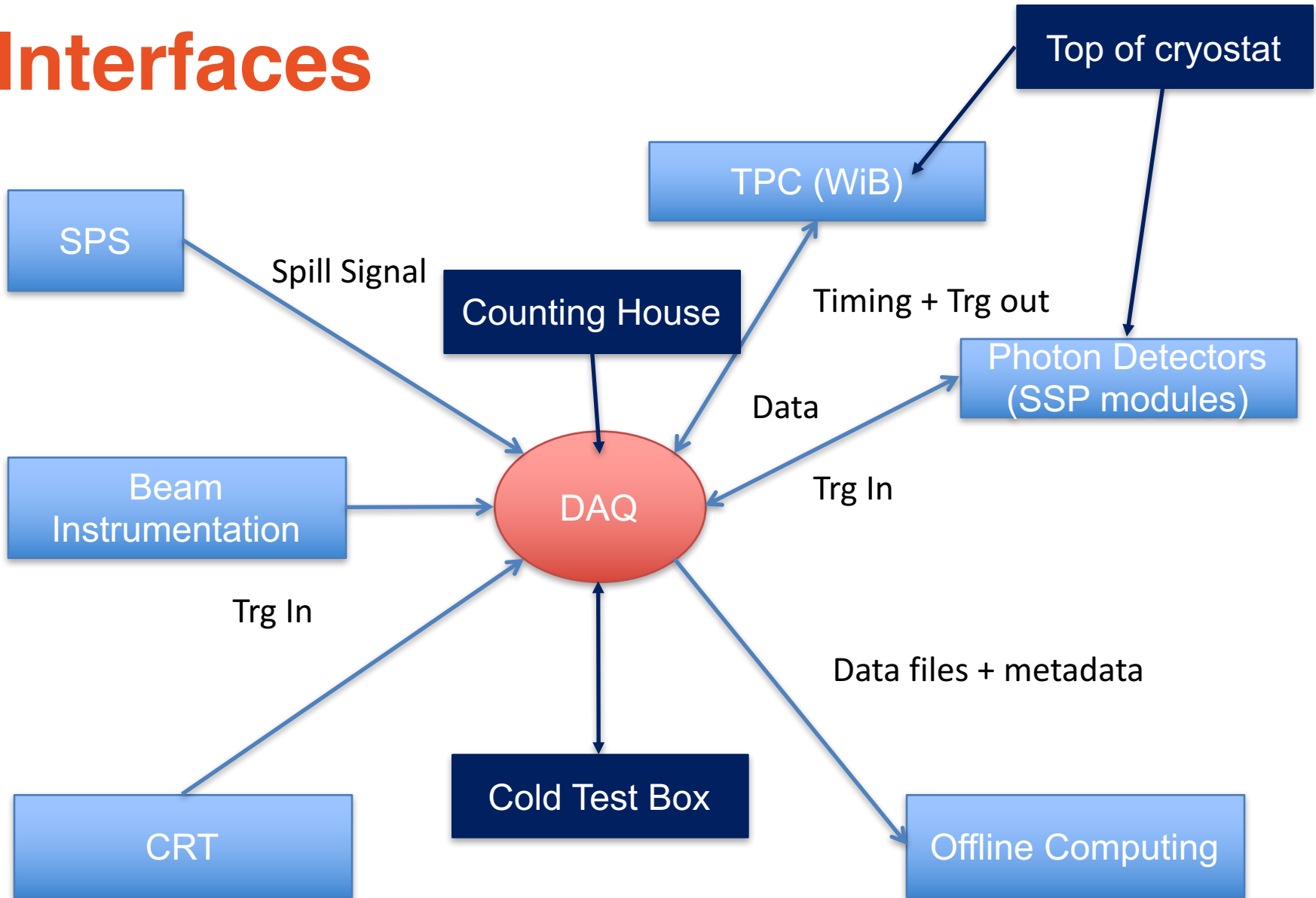
Credits/References

- **Images/Drawings are from other presentations**
- Today's DAQ Review
- Long Baseline Neutrino Committee (23-Oct-2016)
 - <https://indico.fnal.gov/getFile.py/access?contribId=26&resId=0&materialId=slides&confId=13100>
 - The presentation by Prof. Marzio Nessi. “The CERN Neutrino Platform and ProtoDUNES”.
- Cold Electronics Review (12-Oct-2016)
 - <https://indico.fnal.gov/conferenceOtherViews.py?view=standard&confId=12749>
- Photon Detector System Review (02-Aug-2016)
 - <https://indico.fnal.gov/conferenceOtherViews.py?view=standard&confId=12081>
- EHN1-Neutrino Platform Facility
 - <http://conf-ehn1-np.web.cern.ch>

Outline

- Geography of EHN1
- Interfaces
- Description of design
- Component testing and risks
 - Many of these two items are covered in other talks
- Timeline/Schedule
- Conclusion

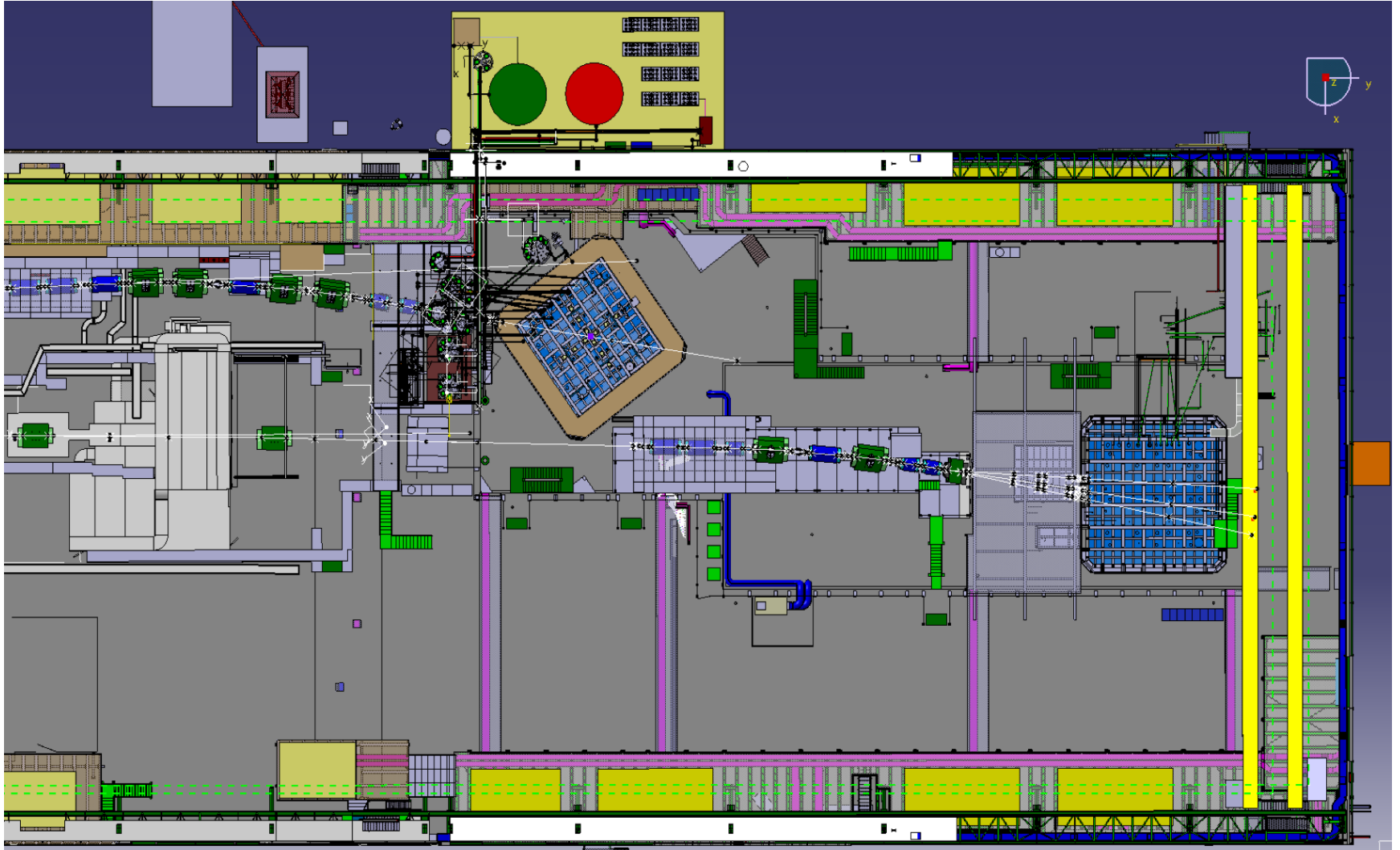
Interfaces

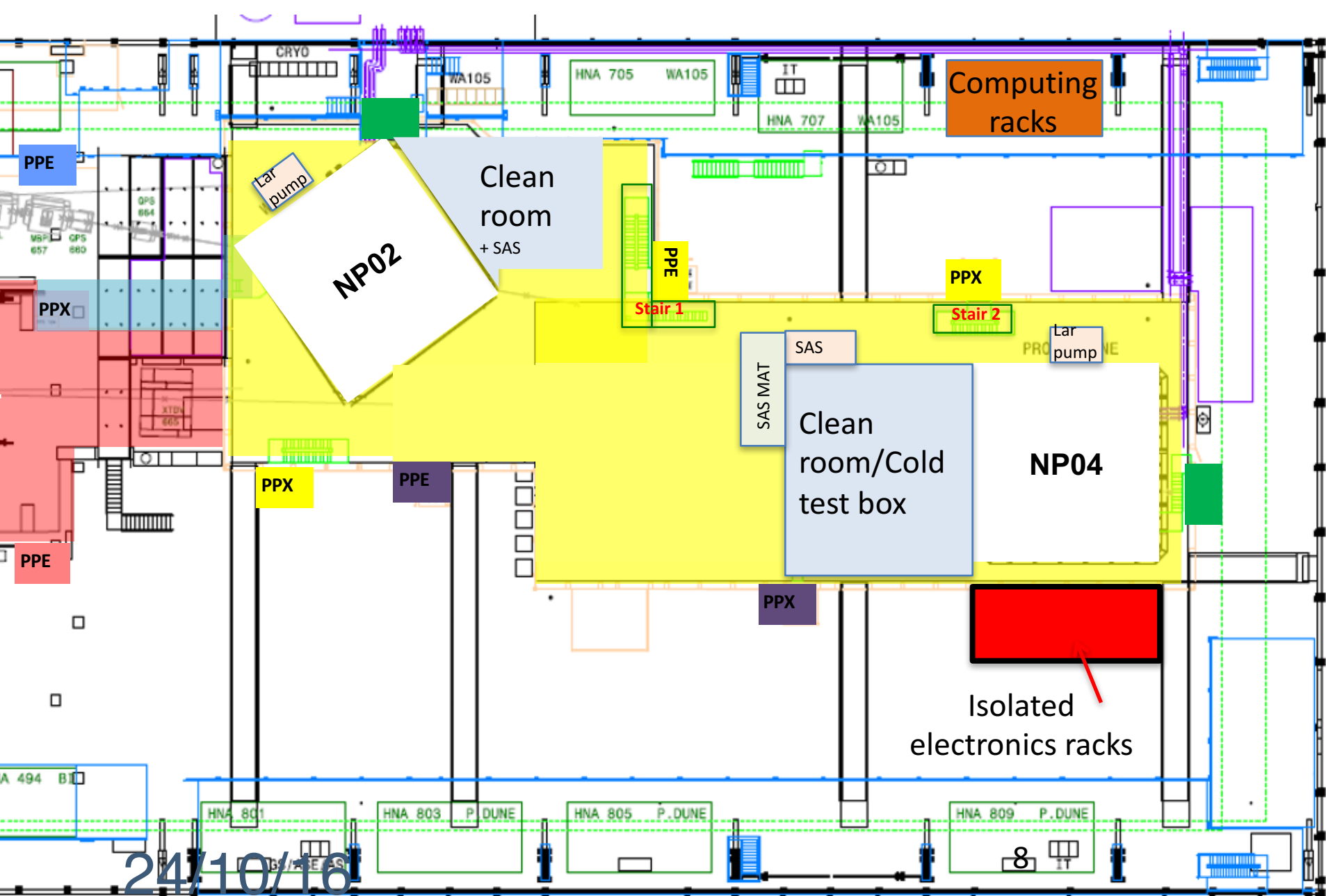


Interfaces

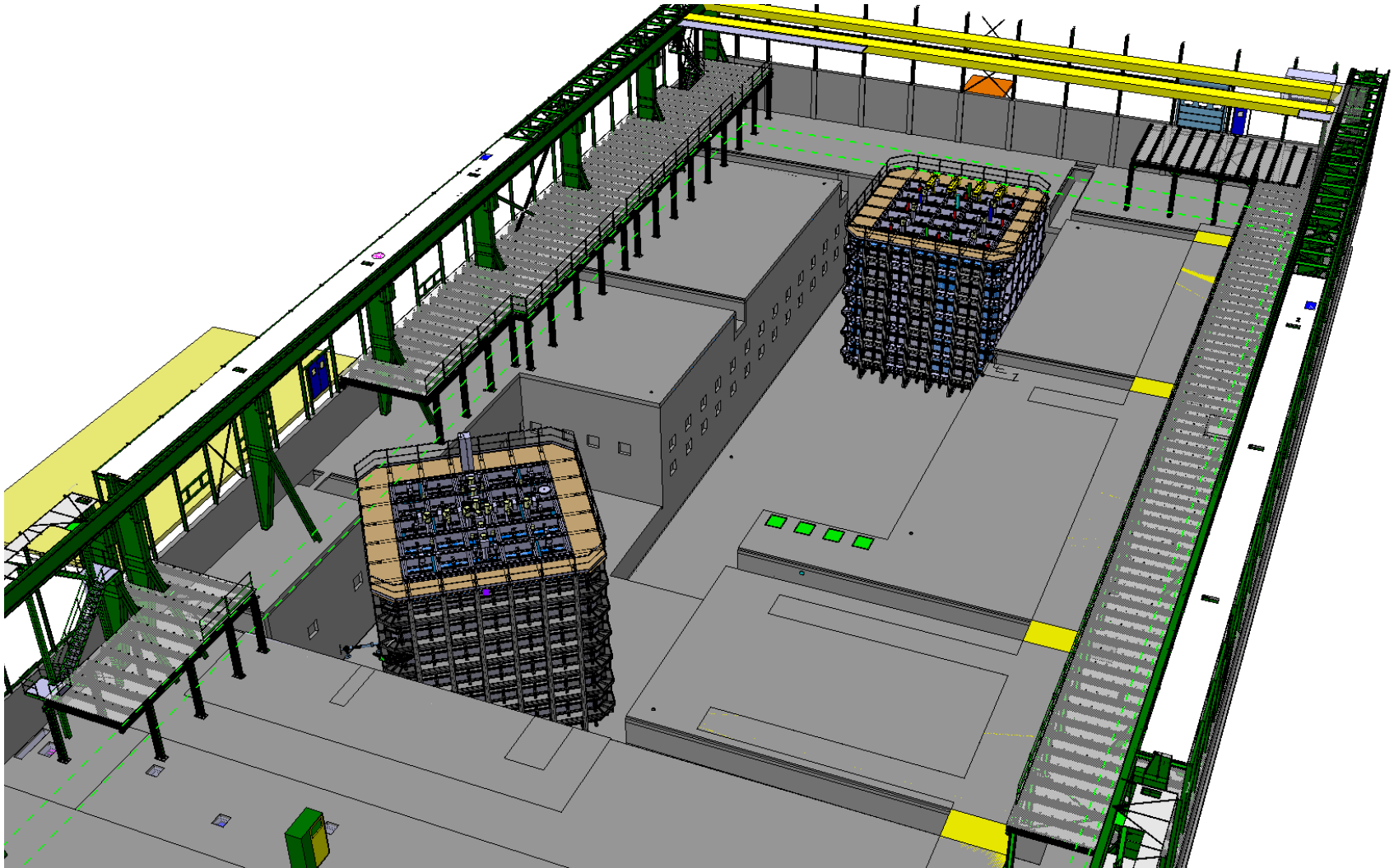
- Cold box
 - Test APA+PD+CE unit before installation in cryostat
- DAQ
 - Counting house (barracks) – racks, servers, disks, ATCA crate
 - Top of cryostat – SSP modules, warm interface boards
- Network

EHN1 Layout

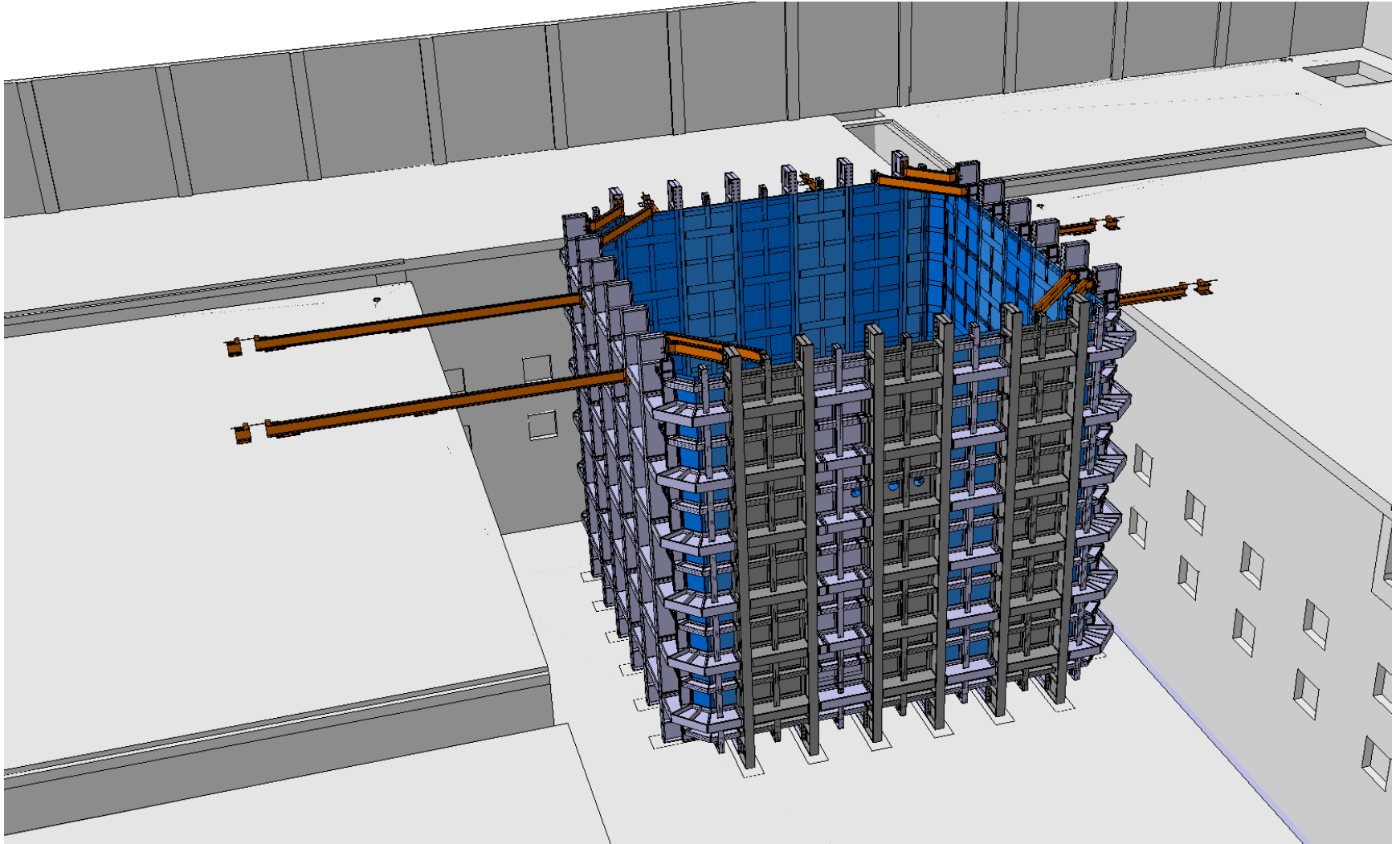




EHN1 in 3D



Cable Channels



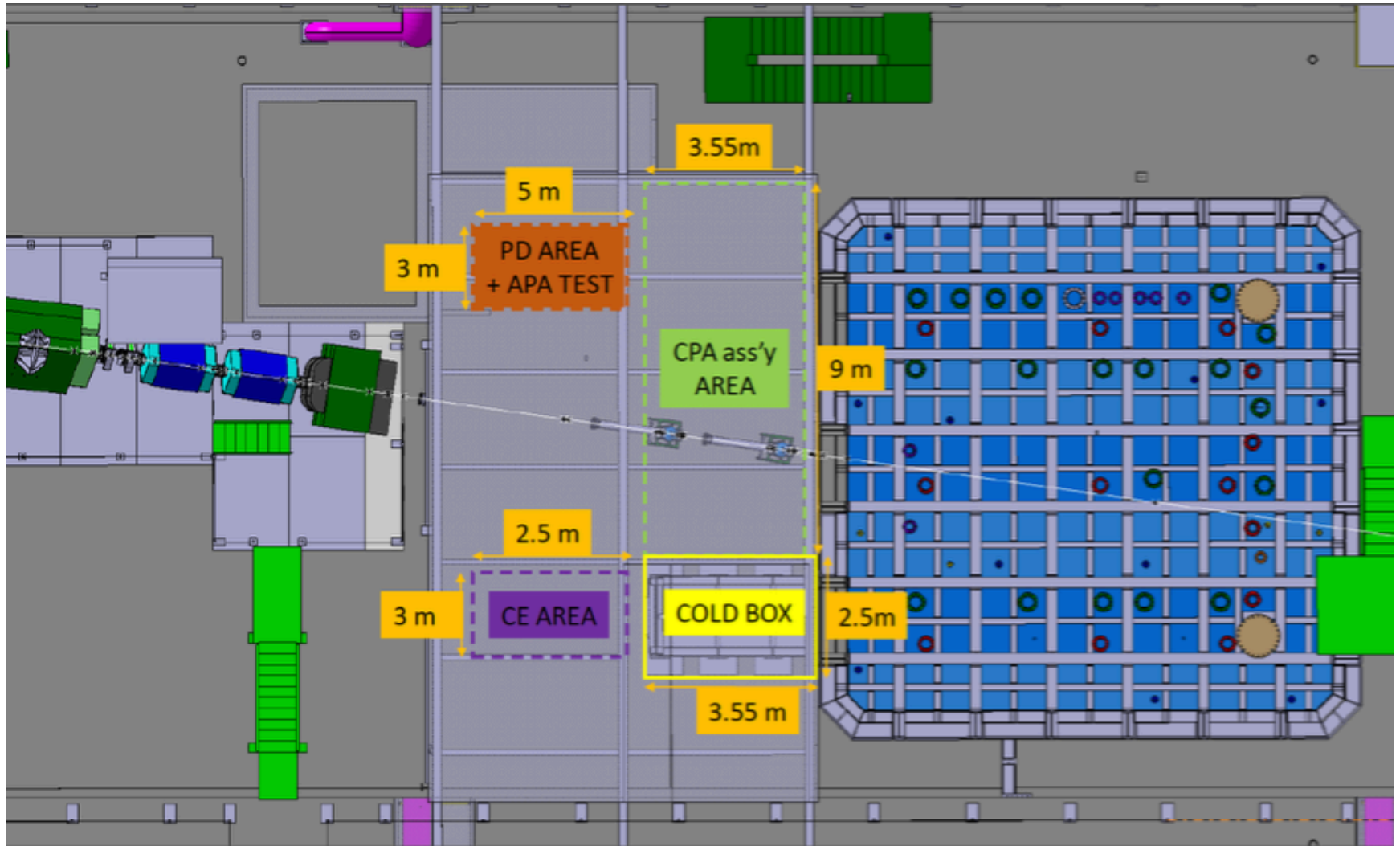
EHN1 Geography Summary

- Beam travels left to right
- Two experiments in the same hall
 - NP02 – protoDUNE dual phase (DP)
 - NP04 – protoDUNE single phase (SP)
- Counting house in upper right corner
- Electronics racks in lower left corner
 - I am not aware of DAQ connections to these electronics racks
- Cold test box sits in the clean room in front of cryostat
- Cables routed to the top of the cryostat via the cable channels

Description of Design

- Cold box (two ways to readout)
 - DAQ readout
 - Warm interface board
 - RCE readout
 - Computers running artDAQ
 - Electronics mobile test cart (BNL)
- DAQ locations are connected via network
 - Counting house
 - Top of cryostat – fiber connections

Cold Box



Electronics Mobile Teststand

- Mobile teststand cart
 - Laptop DAQ (simple set of Python scripts and ROOT for analysis)
 - WIB + cable adapter connected to DAQ via gig-E
 - LV power supply capable of 5V/3A

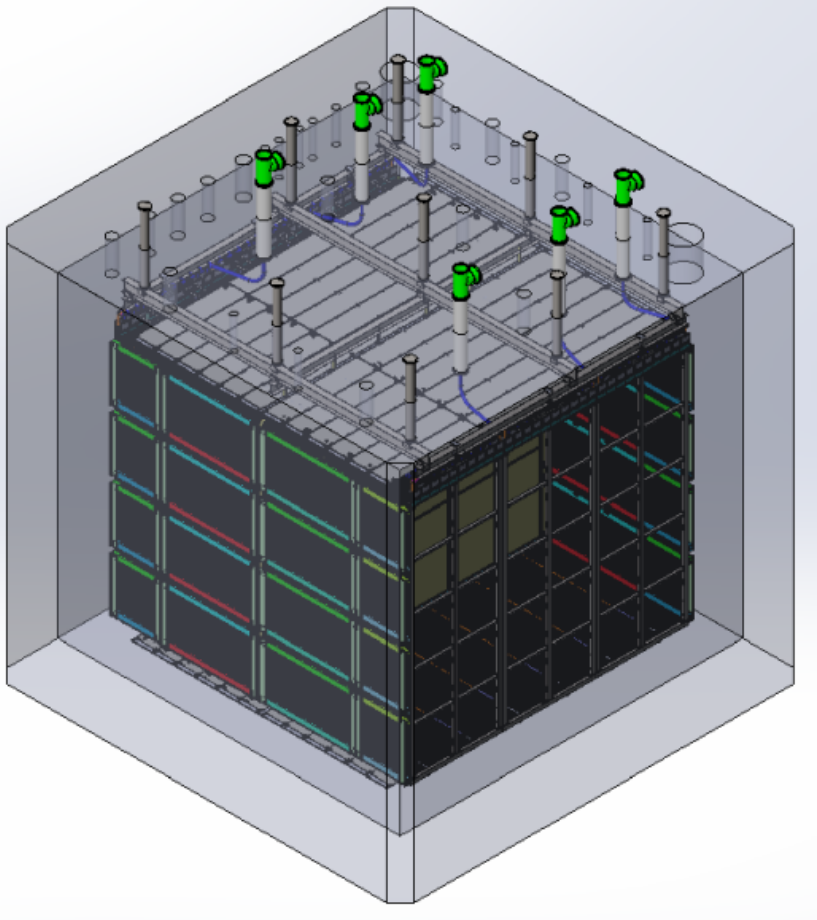


- Can be positioned at the bottom of APA where FEMB are being installed at the top
 - Full checkout of FEMB including LV power and I/O from WIB and high-speed data to WIB over 7m cable bundle

Cold Box Summary

- RCE readout of APA+CE requires
 - Counting house infrastructure in place
 - RCEs are located in an ATCA crate
 - Readout fibers from cold box to counting house
- Vertical slice test
 - Matthew Worcester (BNL), Theresa Shaw (FNAL)
 - “Cold Box at CERN will allow vertical slice test of wire and photon detectors on production APA wire frames”
 - “Cold Box will incorporate a full scale warm feedthrough and use cables and readout identical to the production system”
 - “Power and Grounding will follow the same plan as for the detector electronics; the cold box will be isolated from building ground and will be powered with detector referenced power supplies”

Top of Cryostat

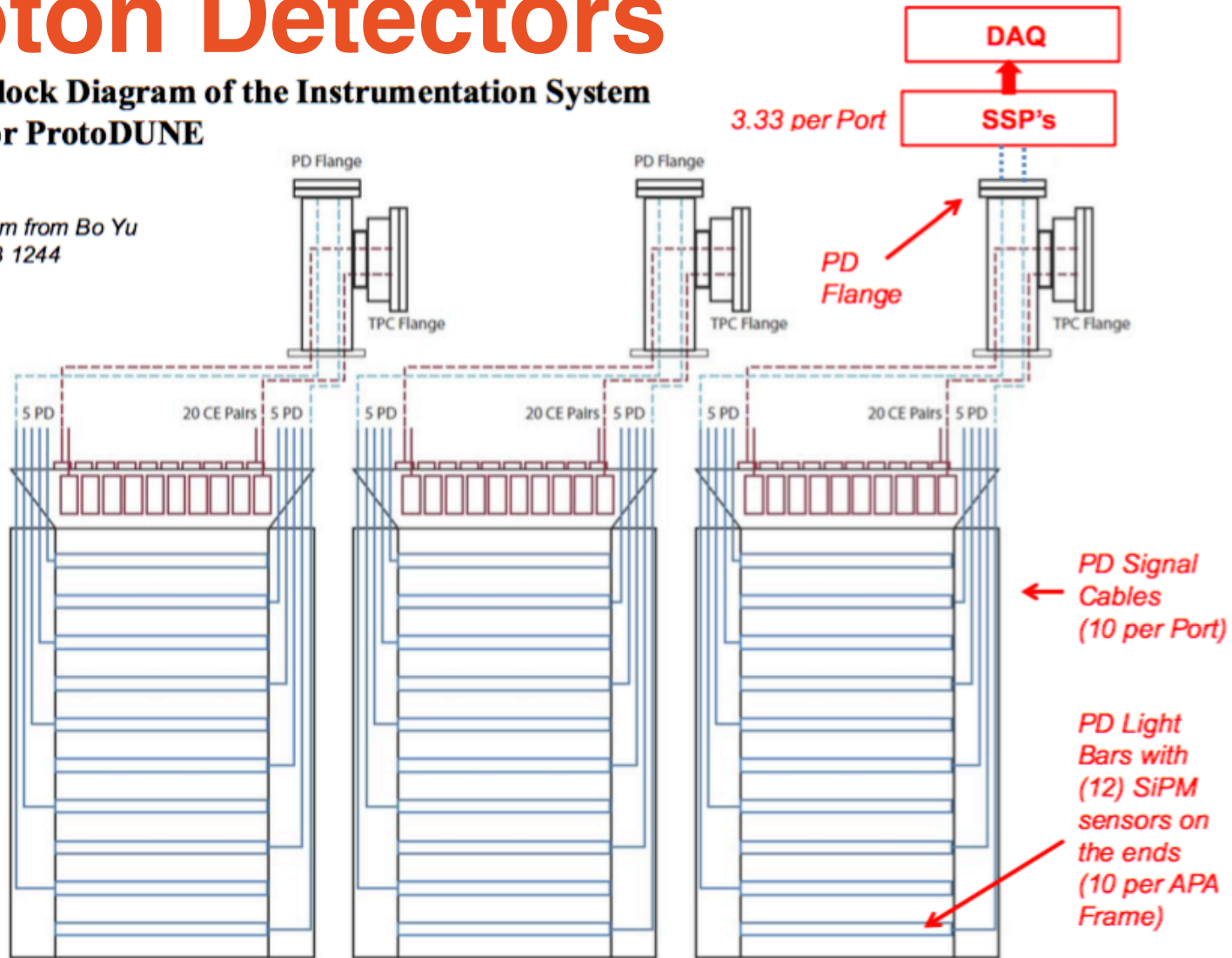


- 24 SSP modules
 - Keep cables from proton detector flange to SSP module as short as possible
 - 4 modules near each of the six feed throughs
 - Communication via ethernet
 - Readout and configuration
 - Copper cables
 - Switch with fiber uplink
- 6 Warm interface board crates
 - Fiber uplink per crate back to counting house

Photon Detectors

- Block Diagram of the Instrumentation System for ProtoDUNE**

Diagram from Bo Yu
DocDB 1244

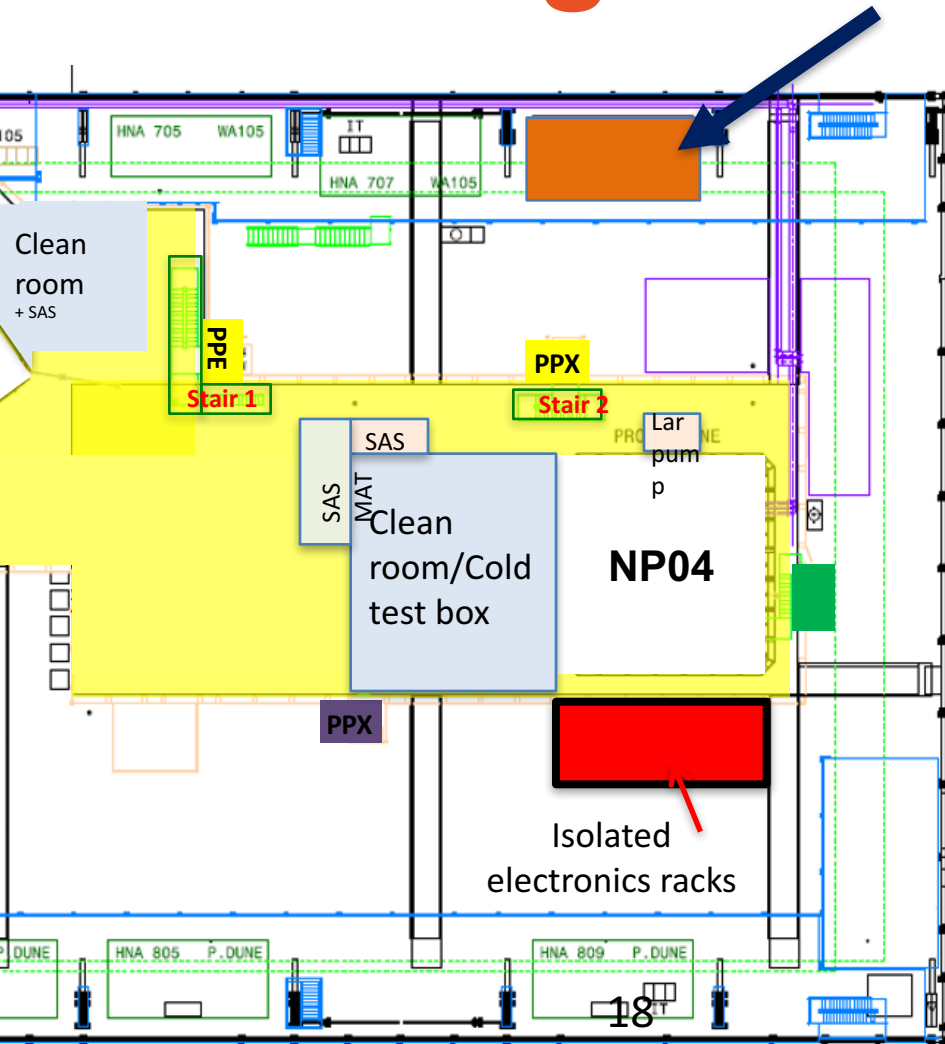


4

⇒ No Cold Electronics in the PD system!



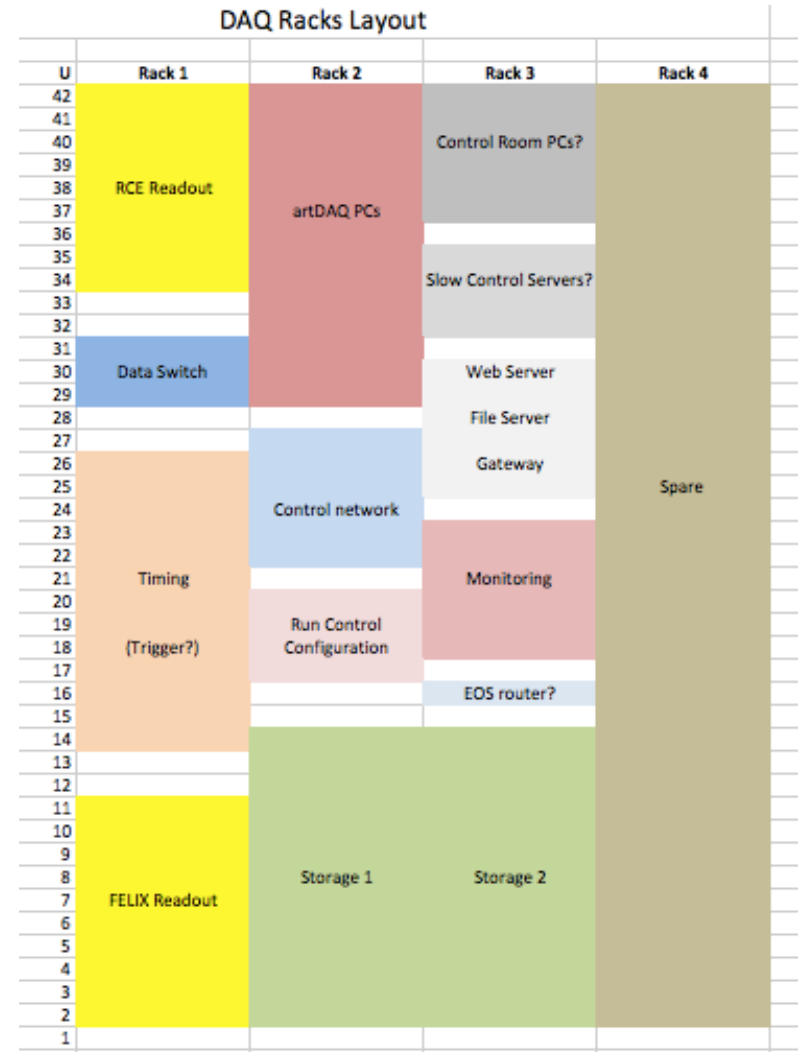
Counting House



- We will have cooling power (water) for 18 racks, each consuming up to 18KW
 - 6 cooled racks to the DAQ (3 SP and 3 DP) in one counting room
 - 12 cooled racks for computing farms (~3000 cores) in a second counting room
- M. Nessi

DAQ Racks in Counting House

- Network switches
 - Fiber and copper ports
 - Data network
 - Control network
- Crates/modules
 - ATCA (RCE)
 - Timing and Trigger
 - FELIX
- Computer servers (~15 units)
 - More info on next slide
 - Readout
 - Monitoring
 - Operations
- Disk storage



Computers in Counting House

- Readout computers
 - Data comes in from readout units (RCEs, SSP modules)
 - Data goes out across the network to event builder computers
- Event builder computers
 - Data comes in from readout computers to event builder application
 - Event fragments from all readout units are collated into an event
 - Events are written to disk storage
- Monitoring
 - Detector (histograms)
 - Data flow and software health (artDAQ)
 - Computer hardware and operating system (ganglia)
- Operations
 - Web server
 - Databases
 - Gateways
 - File server
 - Interactive login

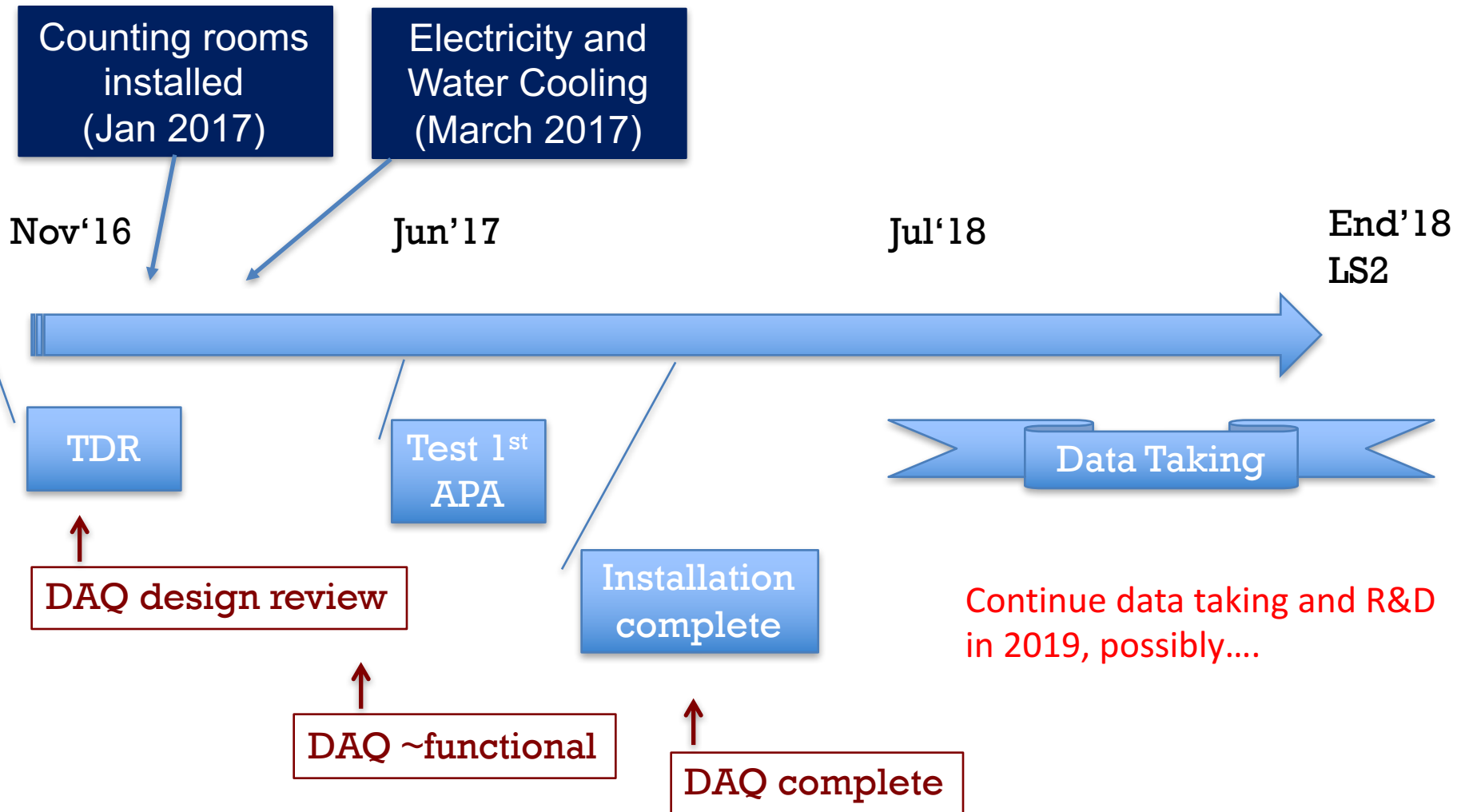
Component testing

- DAQ related test stands
 - See Karol Hennessy's talk tomorrow (04-Nov-2016)
- Racks, power, cooling
 - Neutrino platform support personnel
- See Kurt Biery's talks on artDAQ
 - Network bandwidth needed
 - Disk write/read speeds with artDAQ
 - Transfers from disk to offline

Risks

- Network undersized
 - Full network not needed until all the detector units are installed in the cryostat
 - Apply more financial resources to upgrade network
- Disks not fast enough to support needed read/write rates
- Also see Kurt Biery's talk later today

ProtoDUNE Timeline



Conclusion

- DAQ infrastructure at EHN1 provided by Neutrino Platform
- Charge elements addressed
 - (3) Does the design lead to a reasonable production schedule, including QA, installation and commissioning? Does the DAQ schedule allow sufficient time for testing of other components?
 - DAQ will be in place for APA testing in the cold box
 - Test stands support initial component testing
 - Changes to DAQ components, software and hardware, at test stands will be integrated into EHN1 installation
 - (9) Are the DAQ system analyses sufficiently comprehensive for safe handling, installation and operation at the CERN Neutrino Platform? Is the installation plan sufficiently well developed?
 - Equipment locations are identified
 - Equipment infrastructure being developed and installed by the Neutrino Platform