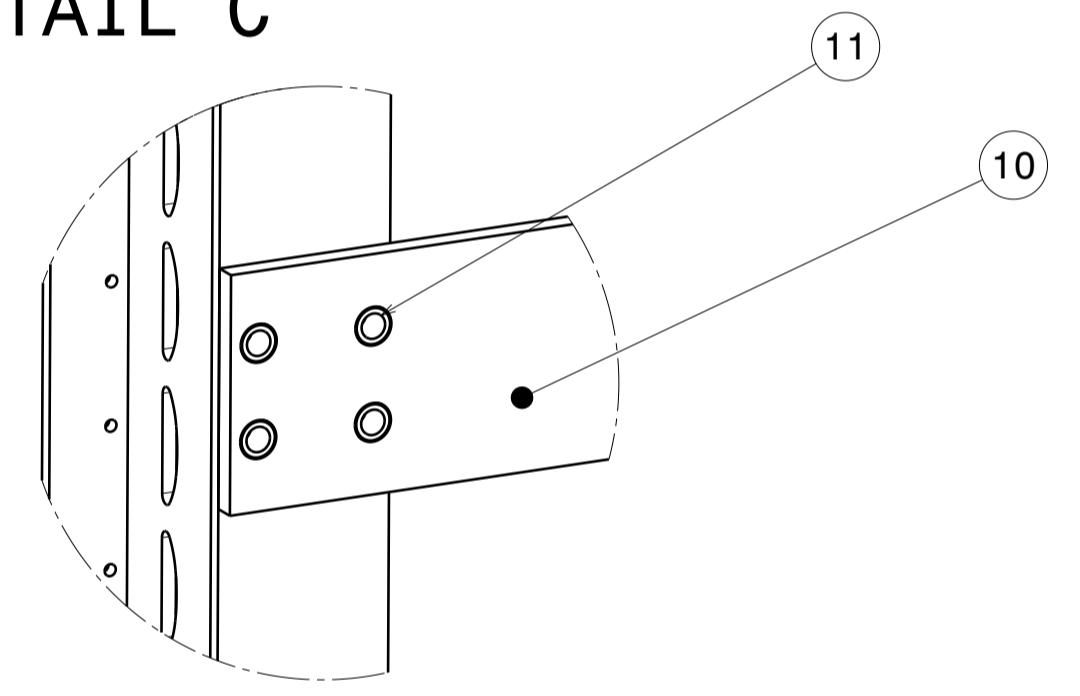
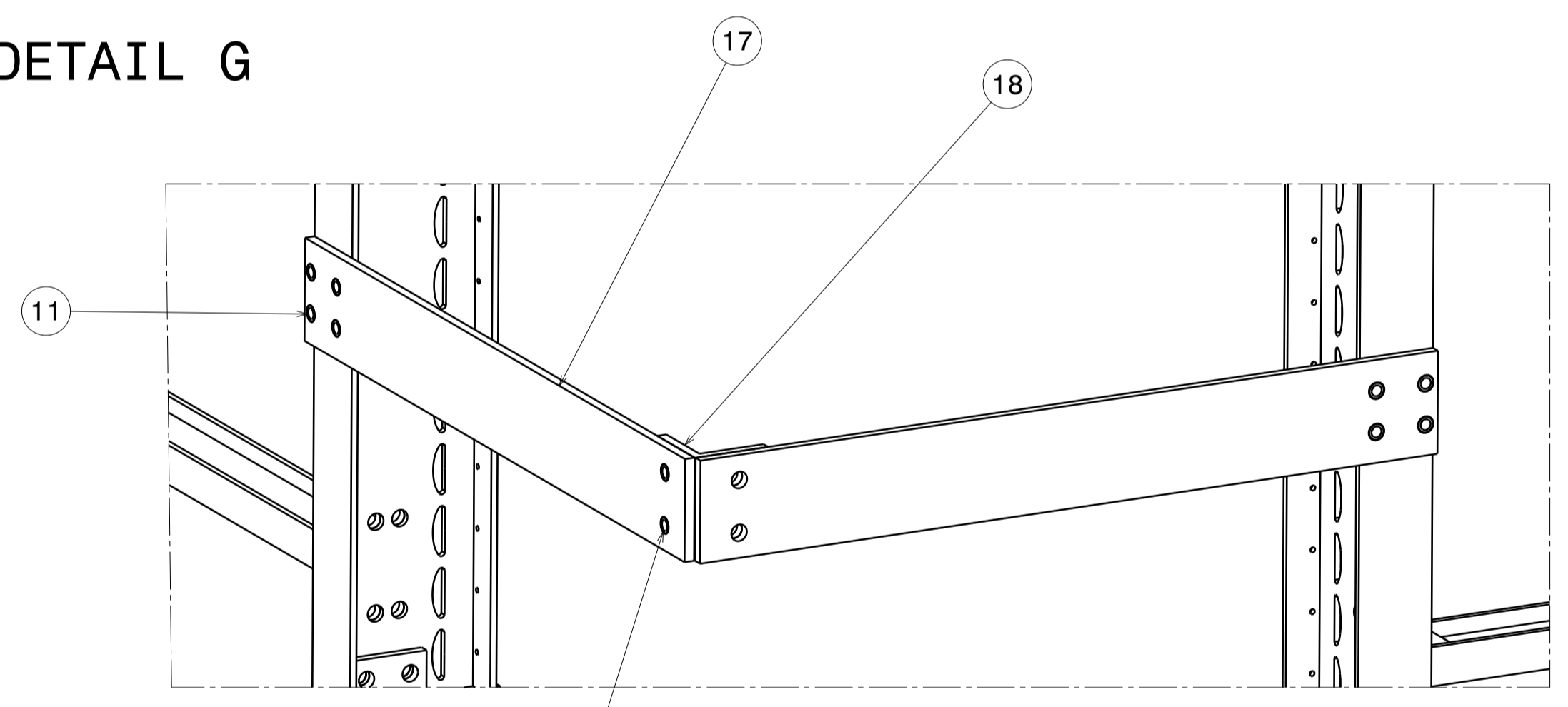


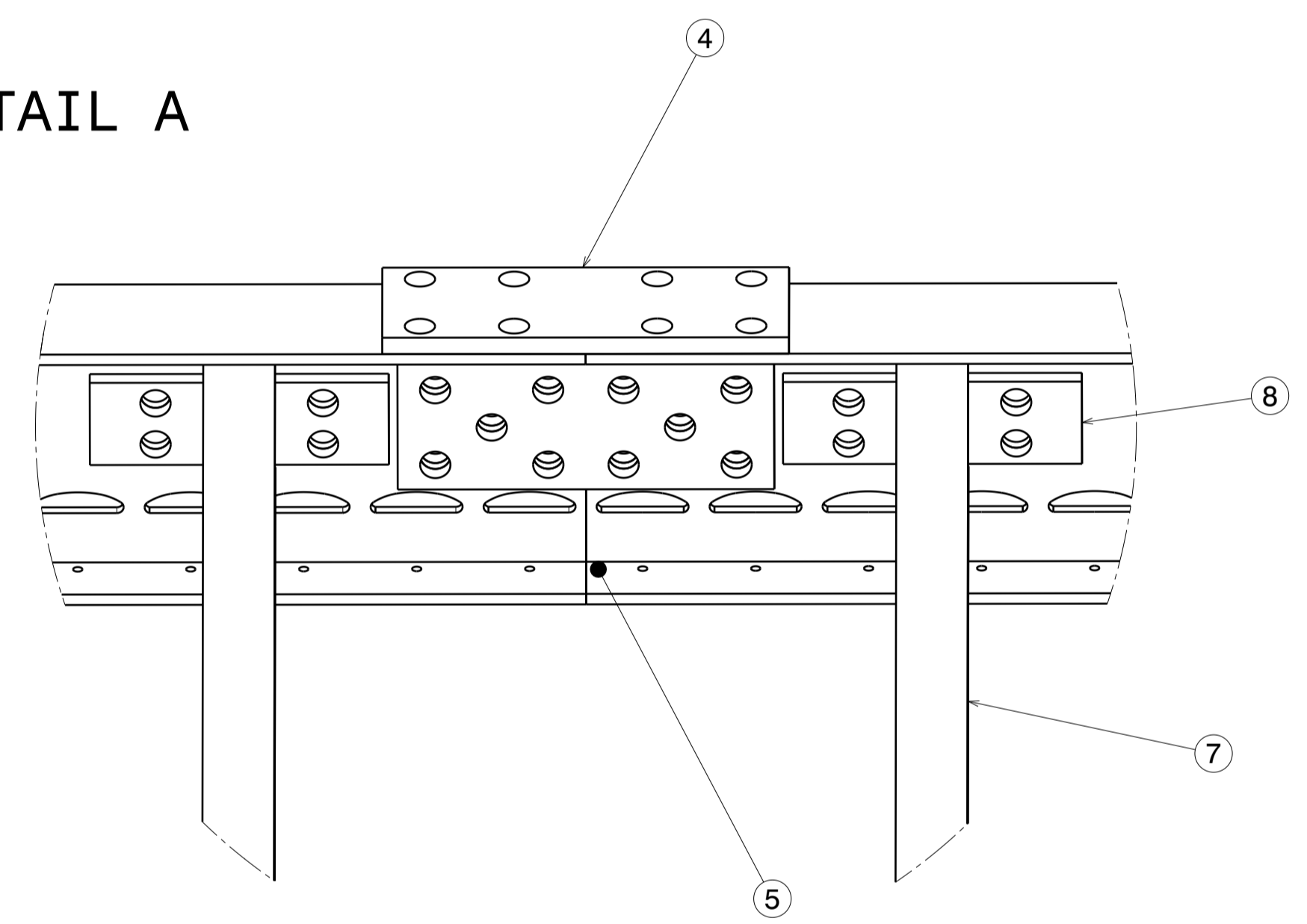
DETAIL C



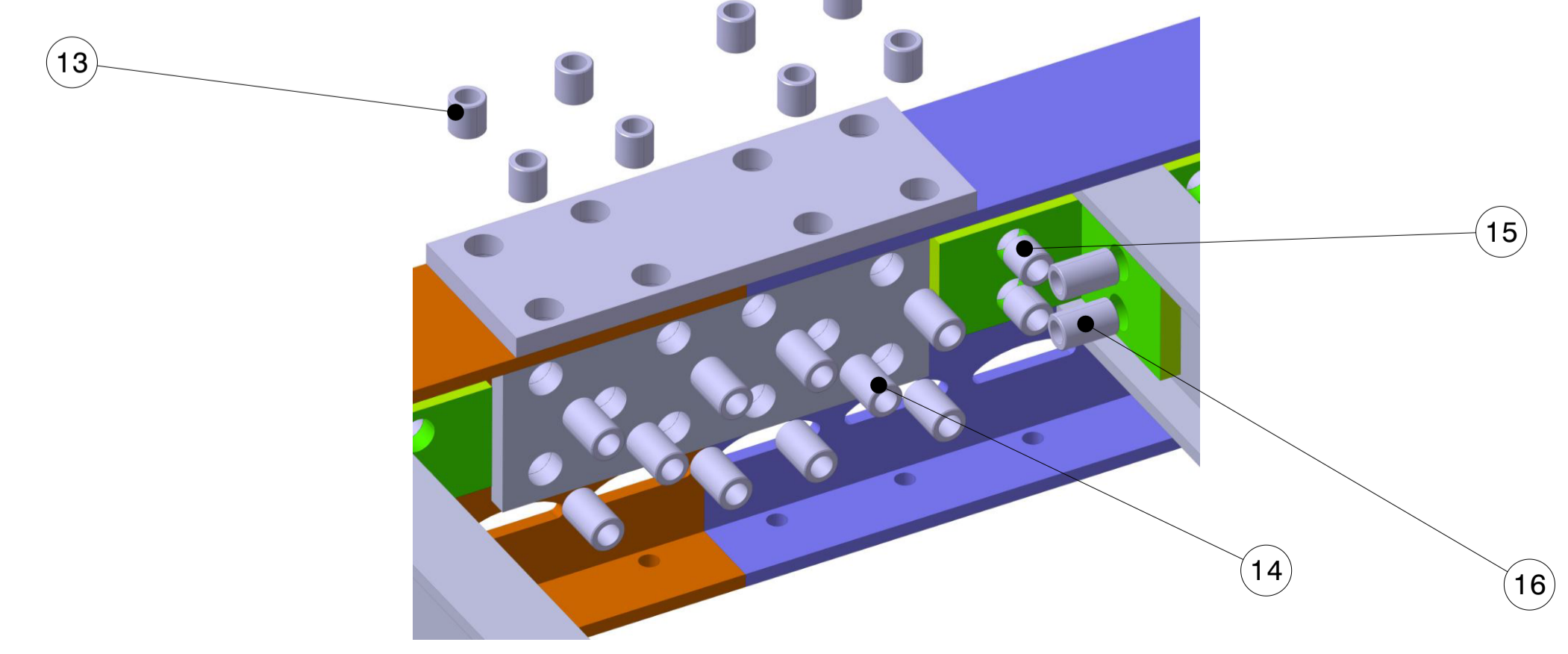
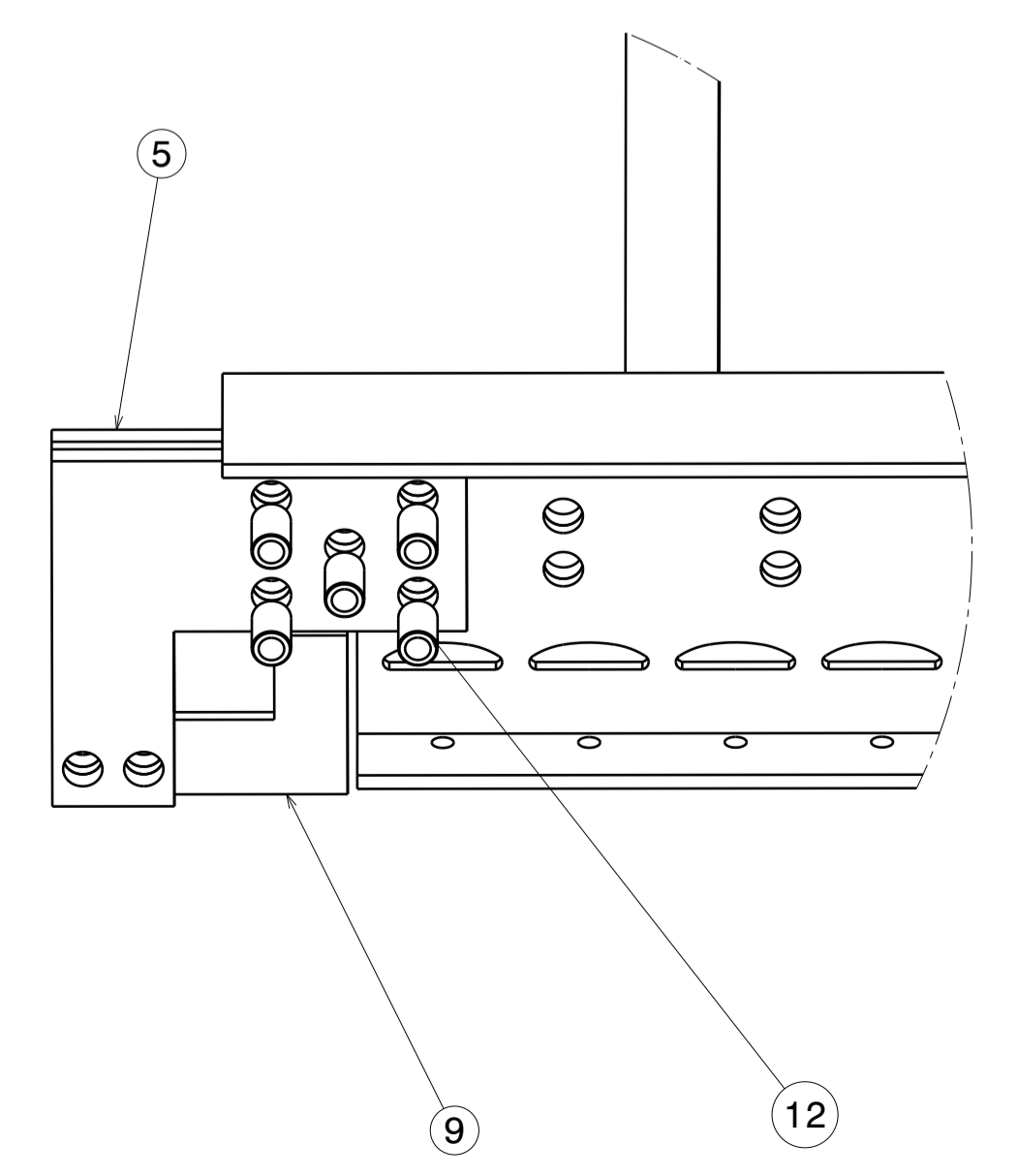
DETAIL G



DETAIL A



DETAIL B

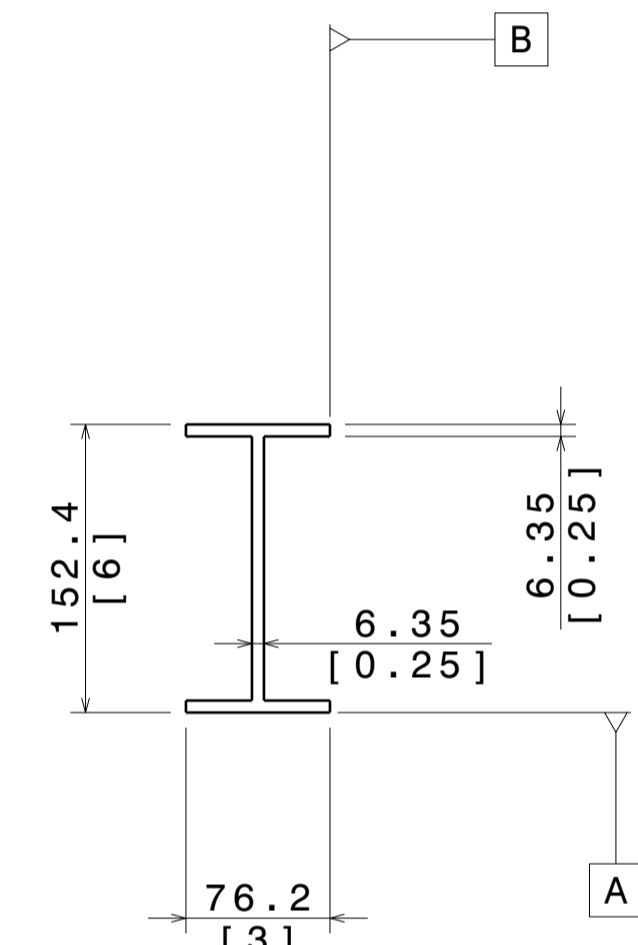
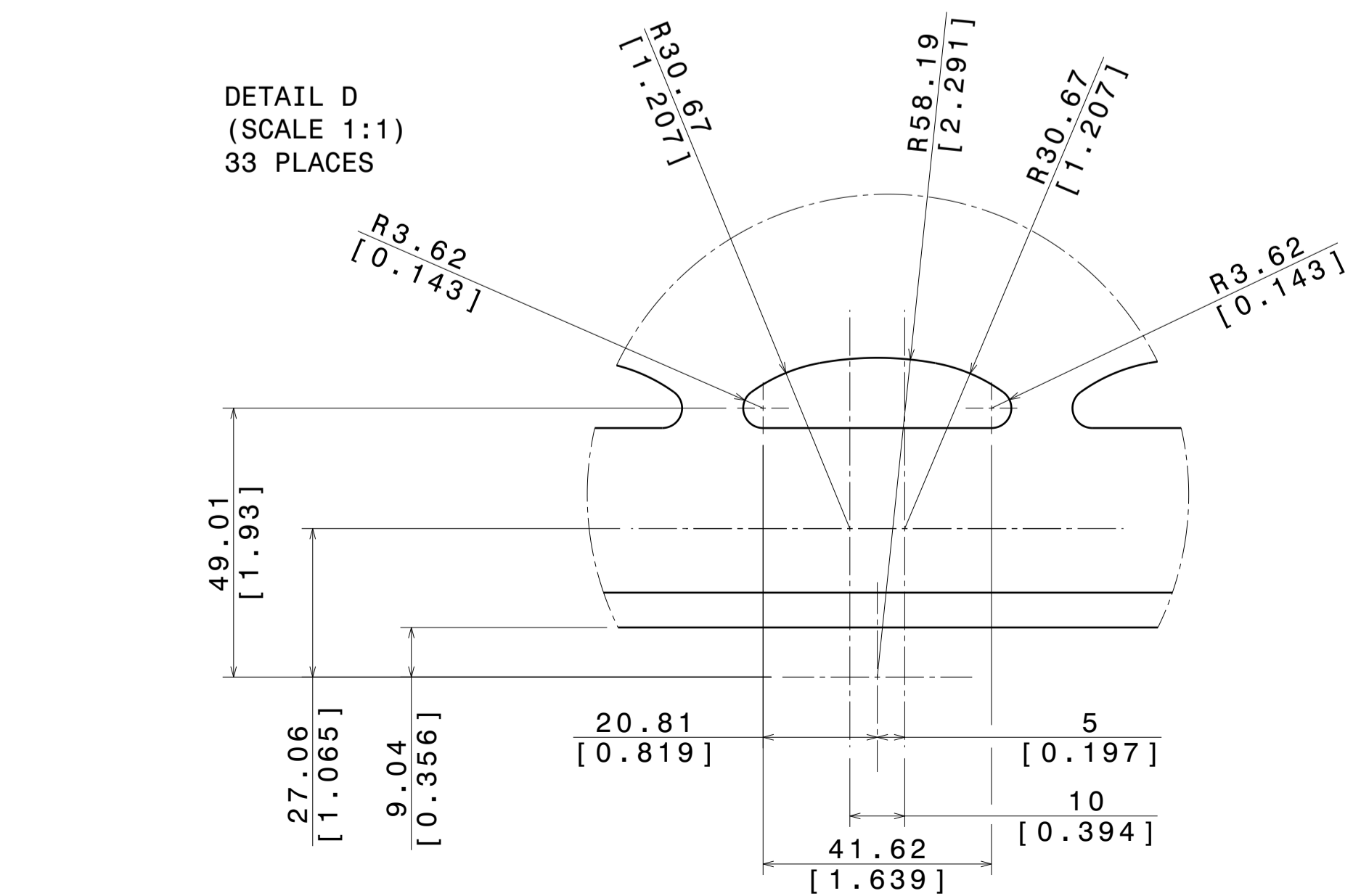
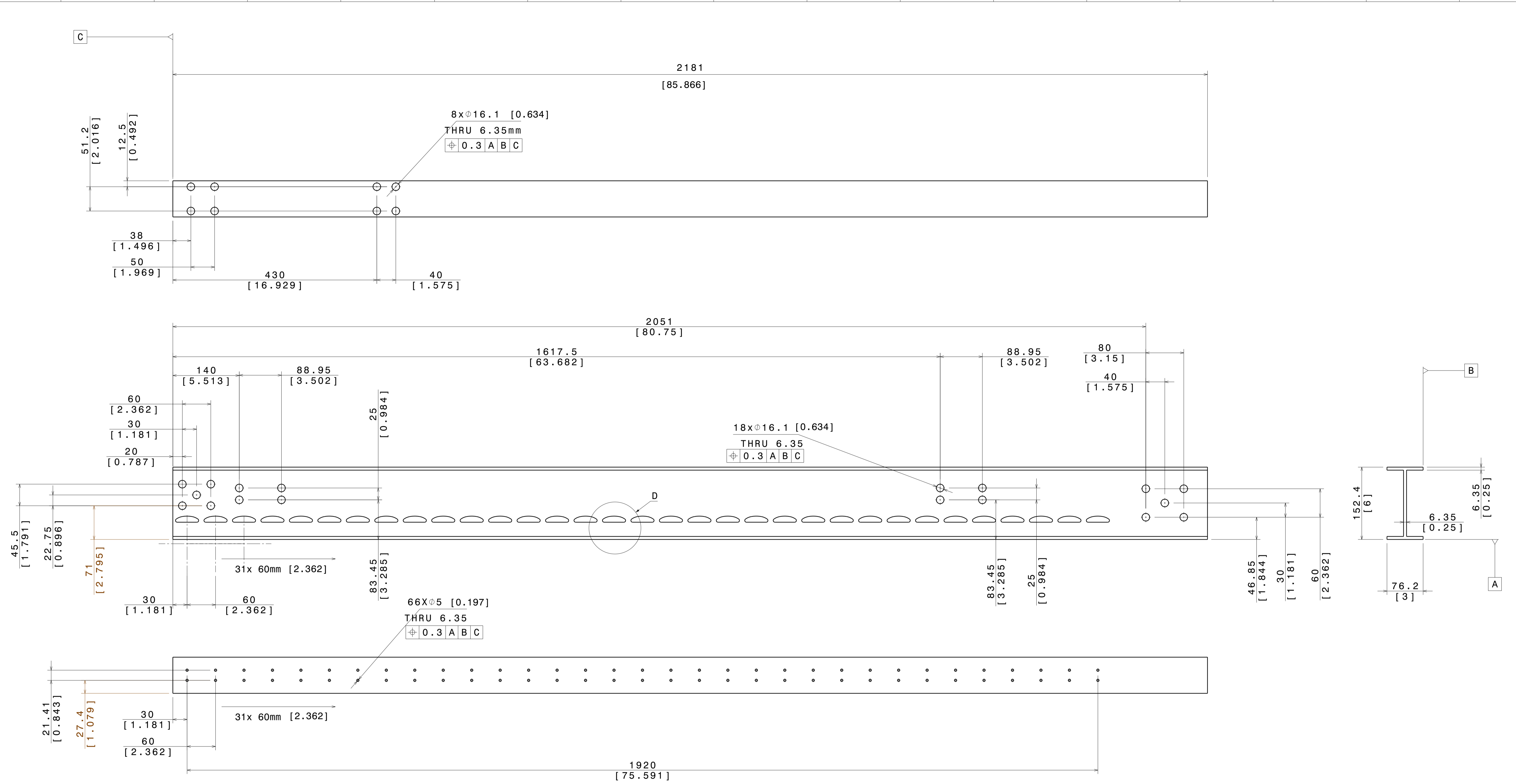


Pos	Part Name	Part Number	Material	Quantity	Description
1	1st Sub Module Main Beam	DP-FC-002	FRP	16	6 Inch I-Beam
2	2nd Sub Module Main Beam	DP-FC-003	FRP	16	6 Inch I-Beam
3	3rd Sub Module Main Beam	DP-FC-004	FRP	16	6 Inch I-Beam
4	Fixing Plate Sub Modules 1	DP-FC-005	G10/FR4	32	
5	Fixing Plate Sub Modules 2	DP-FC-006	G10/FR4	64	
6	Cathode Fixing Plate	DP-FC-007	G10/FR4	32	
7	Horizontal Beam	DP-FC-008	FRP	48	3 Inch I-Beam
8	Horizontal Beam L-Profile	DP-FC-009	FRP	192	3x3x1/4 Inch L
9	Cathode Blocking Plate	DP-FC-010	G10/FR4	16	
10	Plate Between Modules	DP-FC-011	G10/FR4	12	
11	Insert for Modules Plate	DP-FC-012	G10/FR4	192	
12	Insert for Cathode Connection	DP-FC-013	G10/FR4	112	
13	Insert Sub Modules 1	DP-FC-014	G10/FR4	256	
14	Insert Sub Modules 2	DP-FC-015	G10/FR4	320	
15	Insert for L Short	DP-FC-016	G10/FR4	384	
16	Insert for L Long	DP-FC-017	G10/FR4	192	
17	Plate for FC Corner	DP-FC-018	G10/FR4	24	
18	L-Profile for FC Corner	DP-FC-019	FRP	12	3x3x1/4 Inch L
19	Insert for FC Corner	DP-FC-020	G10/FR4	48	

Project:	WA105	Scale:		Tot Pages:	20
Sub-Proj.:	DP Field Cage				
Assembly:	Assembly Group Name				
Created:	29.11.2016	Adamo Gendotti	Dimensions	From 1 4 30 100 300 1000	Page N°
Last Mod.:	13.12.2016	Adamo Gendotti	To 6 30 100 300 1000 2000		1
Constructed:	DD.MM.YYYY	Name	Tolerance	±0.1 0.2 0.3 0.5 1.2	

ETH zürich | Field Cage Modules Overview | DP-FC-001

A B C D E F G H I L M N O P Q R S

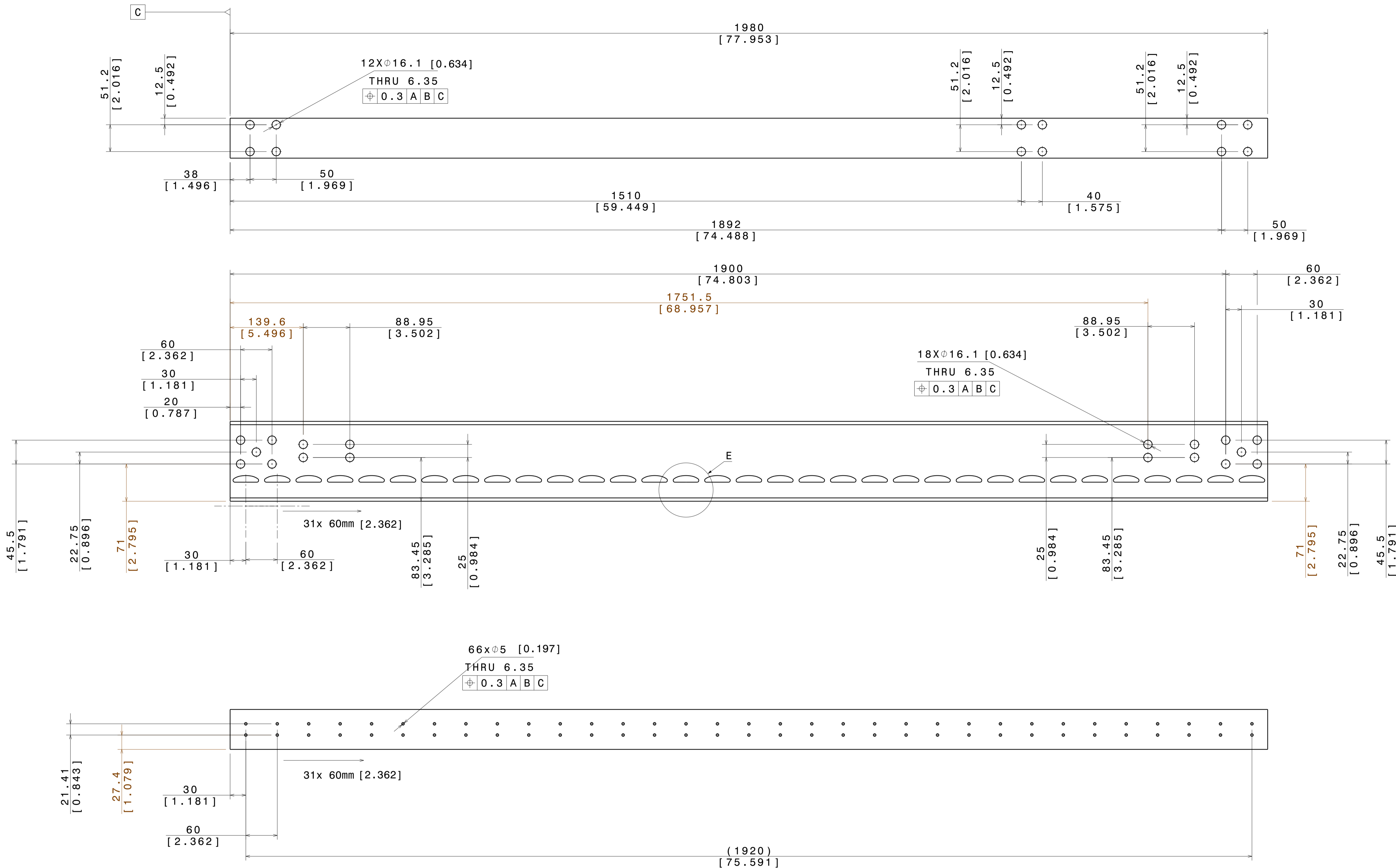


Pos	Part Name	Part Number	Material	Quantity	Description
1	1st Sub Module Main Beam	DP-FC-002	FRP	16	NOTES: 1-MATERIAL: 6 INCH x 3 INCH x 1/4 INCH FIBERGLASS FRP ANGLE 2-USE .6350 INCH REAMER

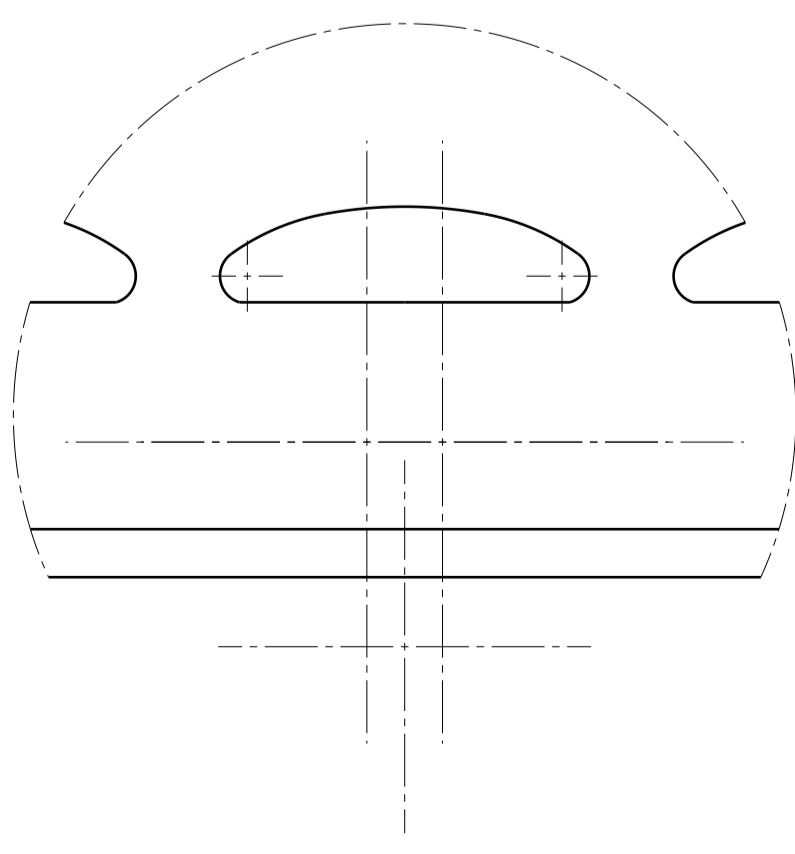
Main Unit --> mm
Second Unit --> [in]

UNLESS OTHERWISE SPECIFIED:
 UNTOLERANCED DIMENSION ARE BASIC
 VALUES QUERIED FROM 3-D DIGITAL
 DATE FILE
 ☒ 0.5 [A B C]

Project: WA105	Scale: 1:4 (1:1)	Tot Pages: 20
Sub-Proj.: DP Field Cage		
Assembly: Assembly Group Name		
Created: 29.11.2016 Adamo Gendotti	From: 1 30 100 300 1000	Page N°: 2
Last Mod.: DD.MM.YYYY Name	Dimensions: To: 6 30 100 300 1000 2000	
Constructed: DD.MM.YYYY Name	Tolerance: ±0.1 0.2 0.3 0.5 0.8 1.2	
ETH zürich 1st Sub Module Main Beam		DP-FC-002



DETAIL E
 (SCALE 1:1)
 33 PLACES
 OSS: FOR GEOMETRY REFER TO DETAIL D -> DRAWING NR: DP-FC-002

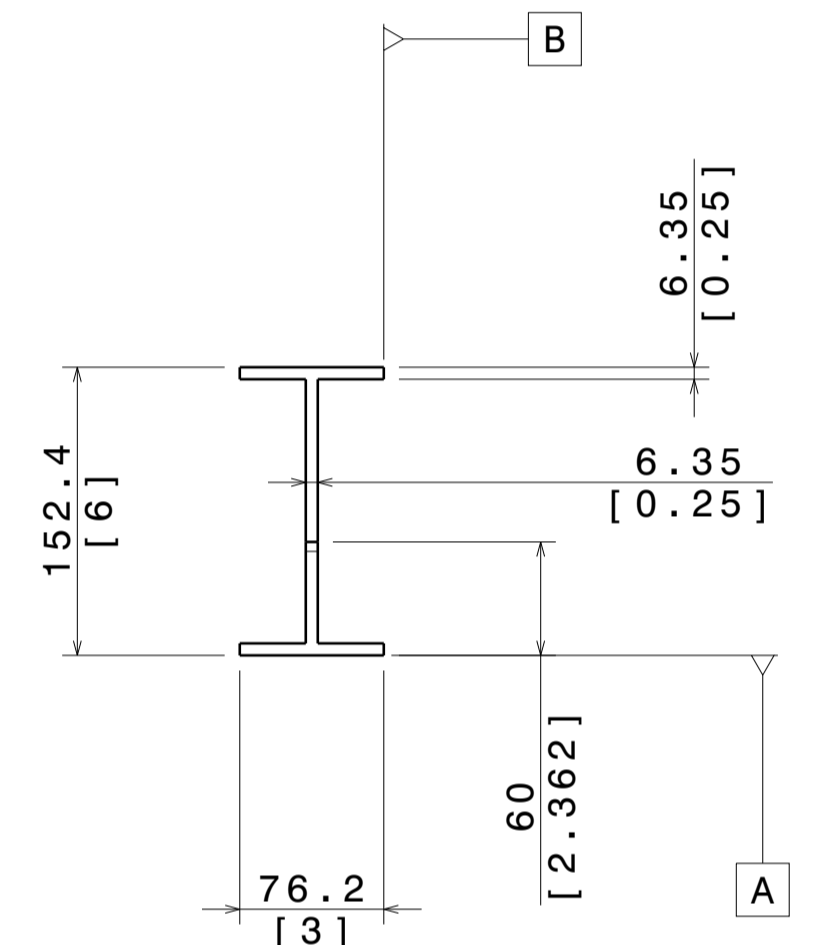
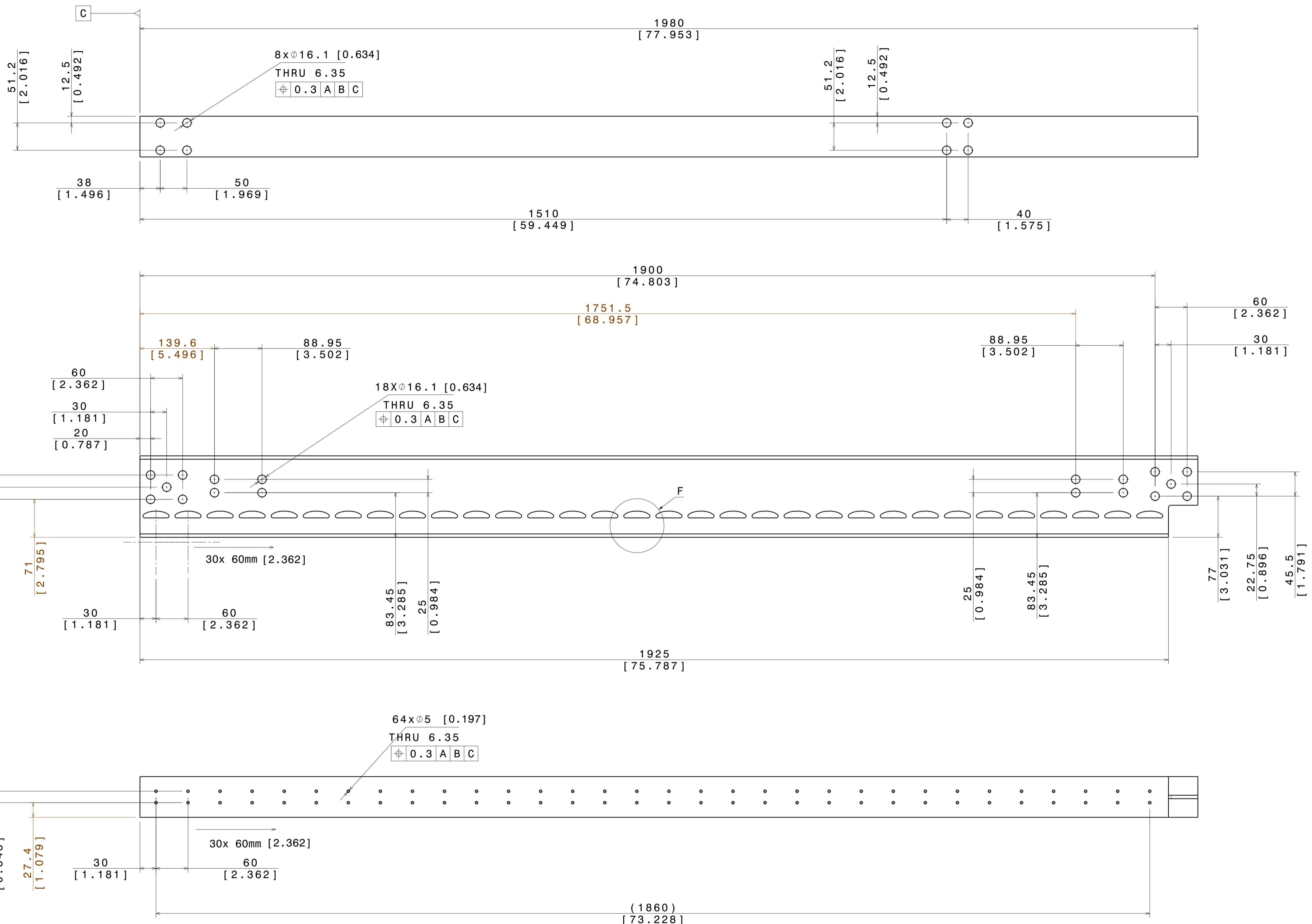


Pos	Part Name	Part Number	Material	Quantity	Description
2	2nd Sub Module Main Beam	DP-FC-003	FRP	16	NOTES: 1-MATERIAL: 6 INCH x 3 INCH x 1/4 INCH FIBERGLASS FRP ANGLE 2-USE .6350 INCH REAMER

Main Unit --> mm
 Second Unit --> [in]

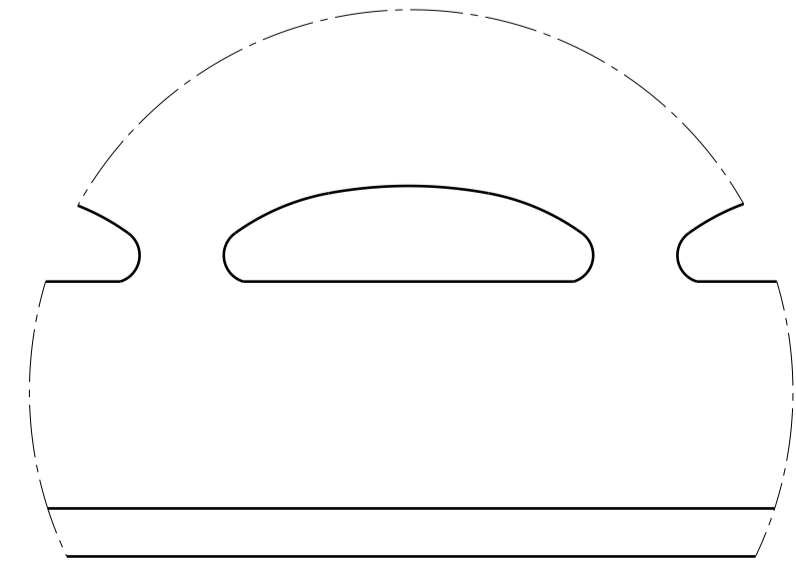
UNLESS OTHERWISE SPECIFIED:
 UNTOLERANCED DIMENSION ARE BASIC
 VALUES QUERIED FROM 3-D DIGITAL
 DATE FILE
 Ø 0.5 [A B C]

Project: WA105	Scale: 1:4 (1:1)	Tot Pages: 20
Sub-Proj.: DP Field Cage		
Assembly: Assembly Group Name		
Created: 29.11.2016 Adamo Gendotti	Dimensions: From 1 30 100 300 1000	Page N°: 3
Last Mod.: DD.MM.YYYY Name	To: 6 30 100 300 1000 2000	
Constructed: DD.MM.YYYY Name	Tolerance: ±0.1 0.2 0.3 0.5 0.8 1.2	
ETH zürich 2nd Sub Module Main Beam		DP-FC-003



DETAIL E
(SCALE 1:1)
32 PLACES

OSS: FOR GEOMETRY REFER TO DETAIL D -> DRAWING NR: DP-FC-002

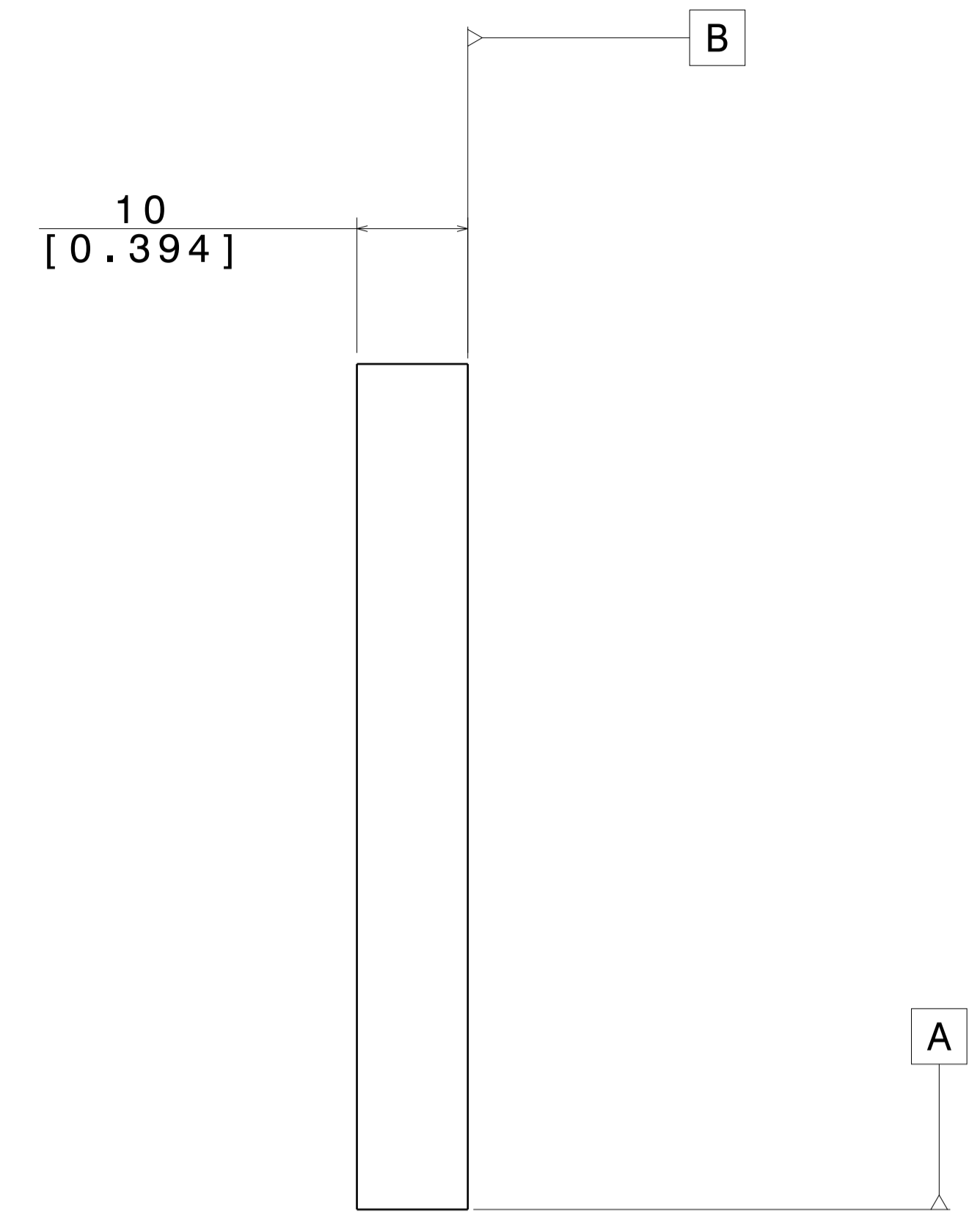
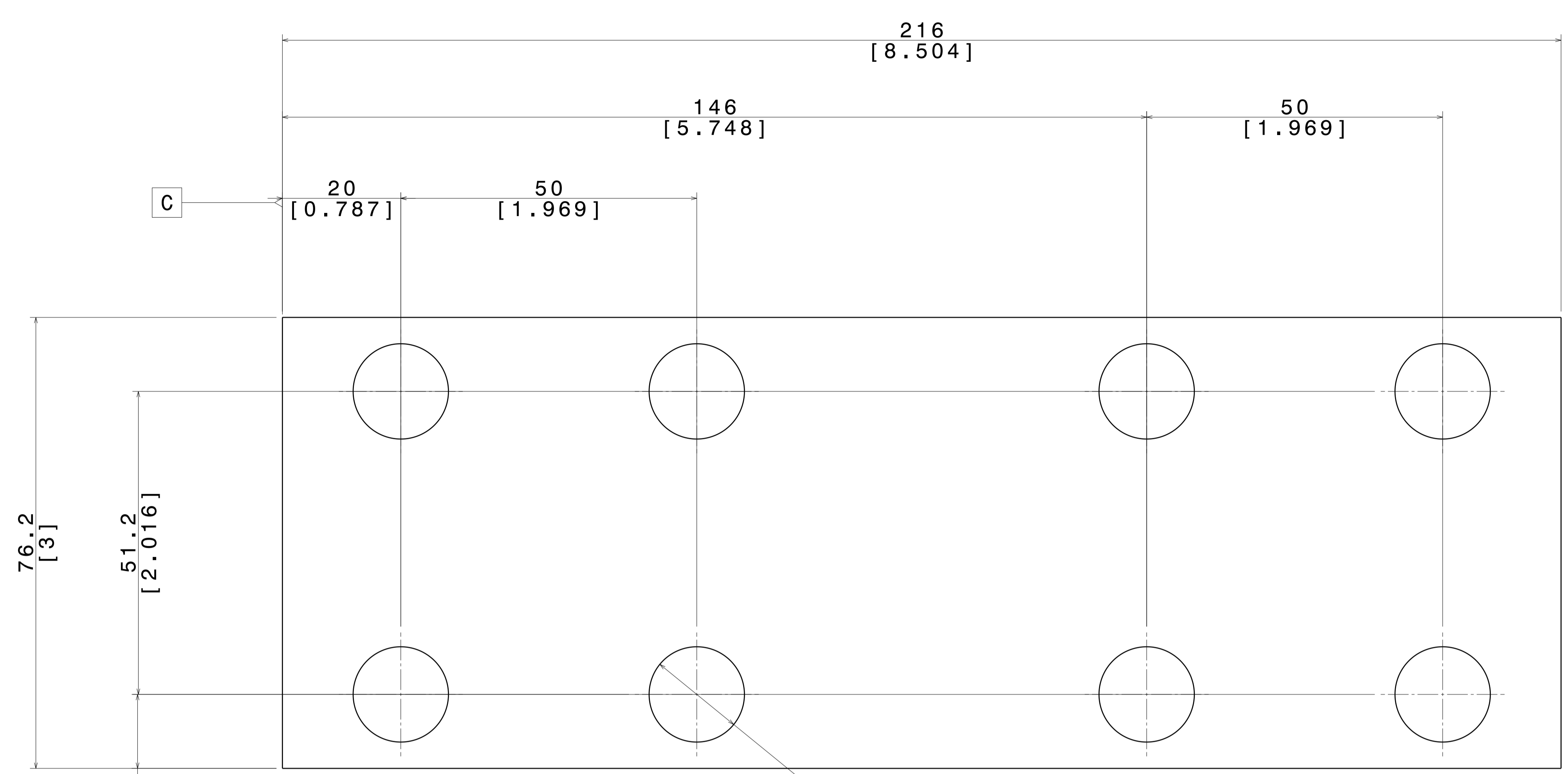


Pos	Part Name	Part Number	Material	Quantity	Description
3	3rd Sub Module Main Beam	DP-FC-004	FRP	16	NOTES: 1-MATERIAL: 6 INCH x 3 INCH x 1/4 INCH FIBERGLASS FRP ANGLE 2-USE .6350 INCH REAMER

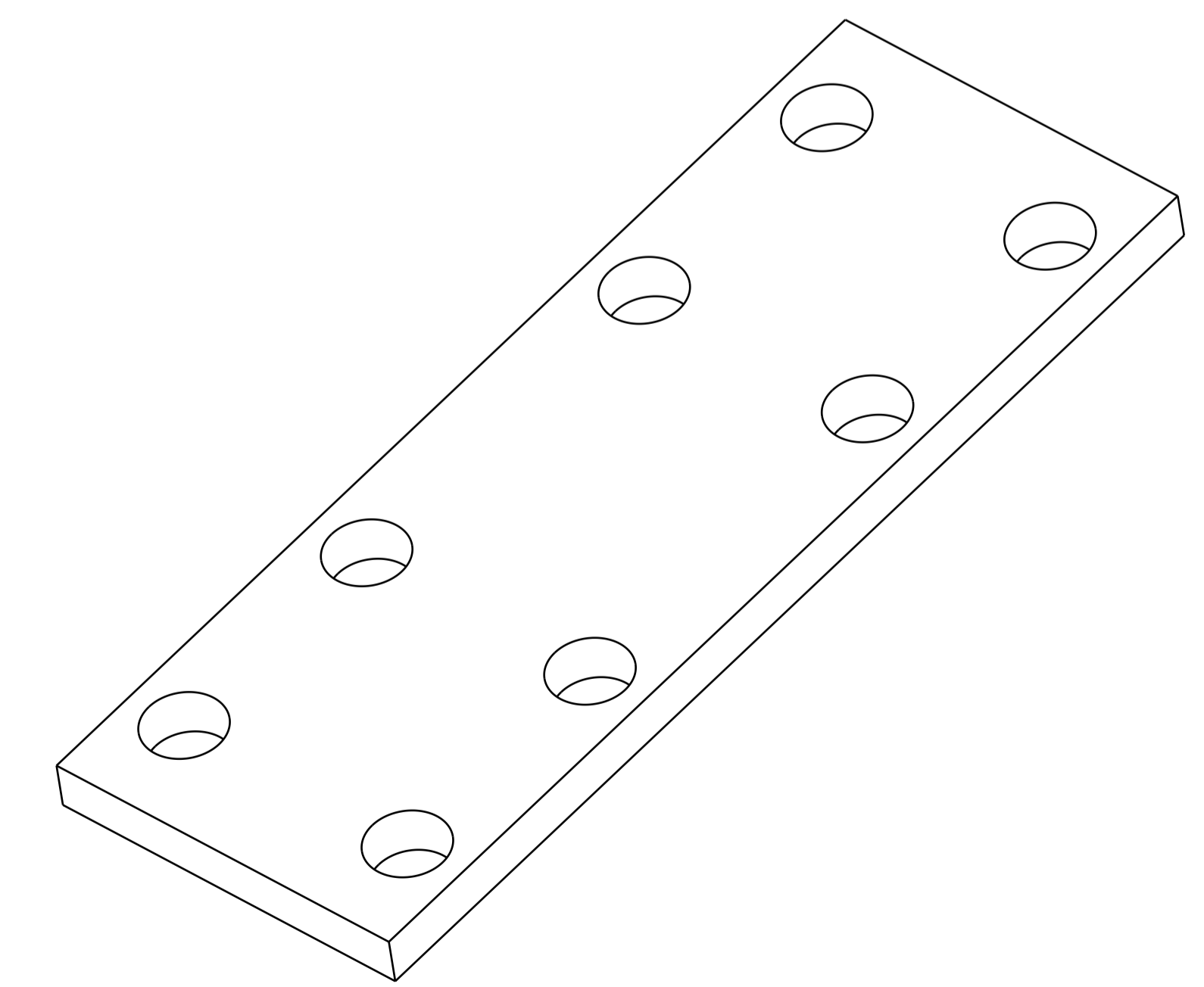
Main Unit --> mm
Second Unit --> [in]

UNLESS OTHERWISE SPECIFIED:
UNTOLERANCED DIMENSION ARE BASIC
VALUES QUERIED FROM 3-D DIGITAL
DATE FILE
⊕ 0.5 A B C

Project:	WA105	Scale:	1:4 (1:1)	Tot Pages:	20
Sub-Proj.:	DP Field Cage	Assembly:	Assembly Group Name	Page N°:	4
Created:	29.11.2016 Adamo Gendotti	Dimensions:	From 1 6 30 100 300 1000		
Last Mod.:	DD.MM.YYYY Name	Tolerance:	±0.1 0.2 0.3 0.5 0.8 1.2		
Constructed:	DD.MM.YYYY Name	ETH zürich		3rd Sub Module Main Beam DP-FC-004	



8X ϕ 16.1 [0.634]
THRU
 ϕ 0.3 | A | B | C

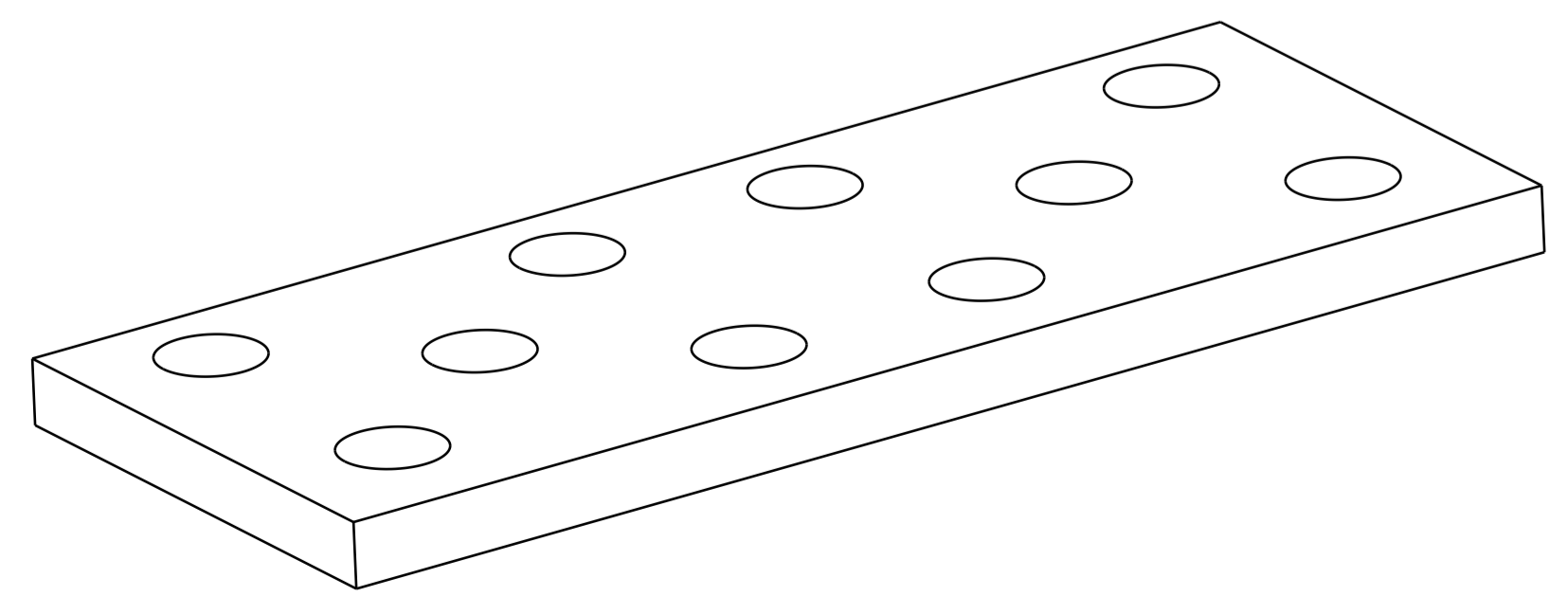
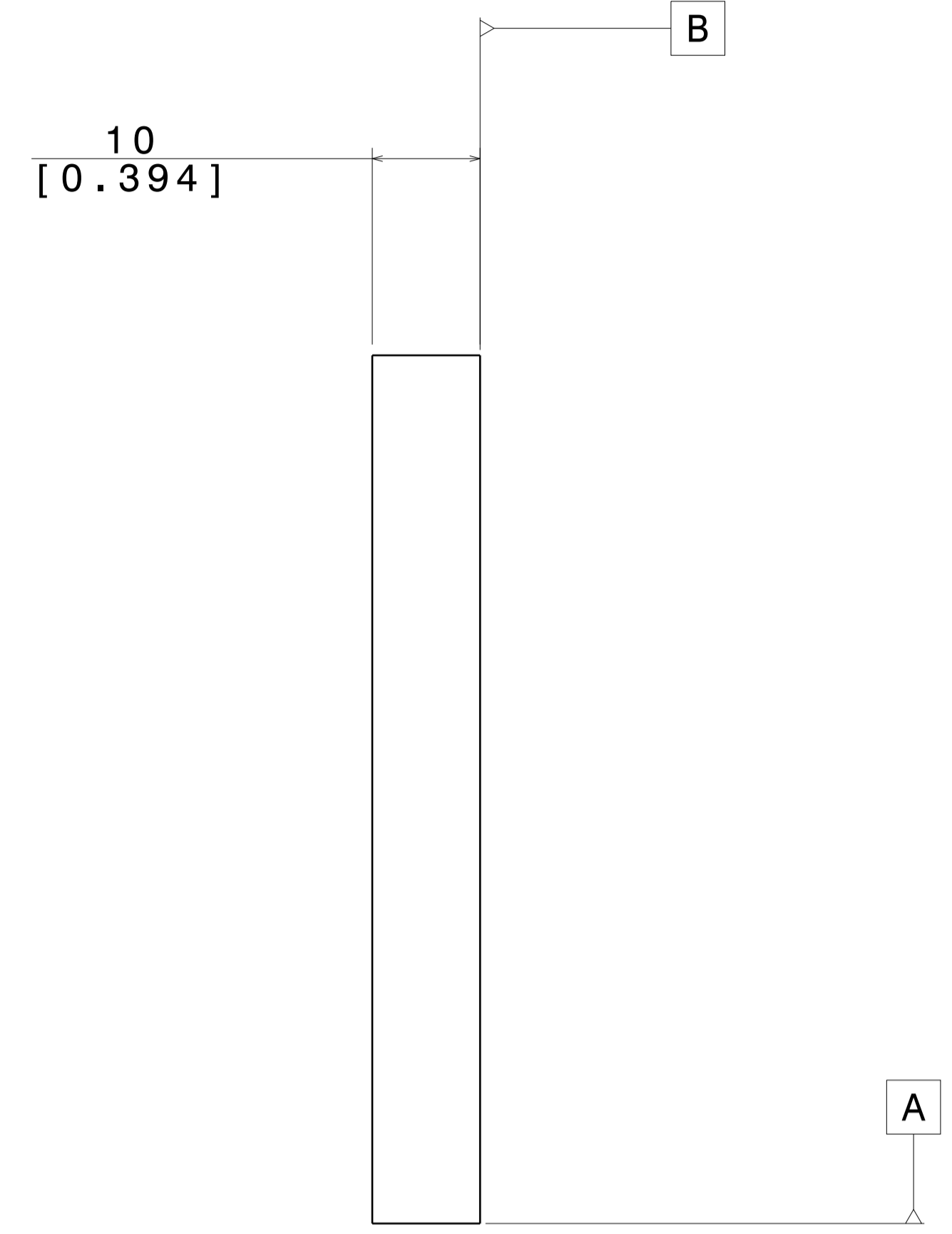
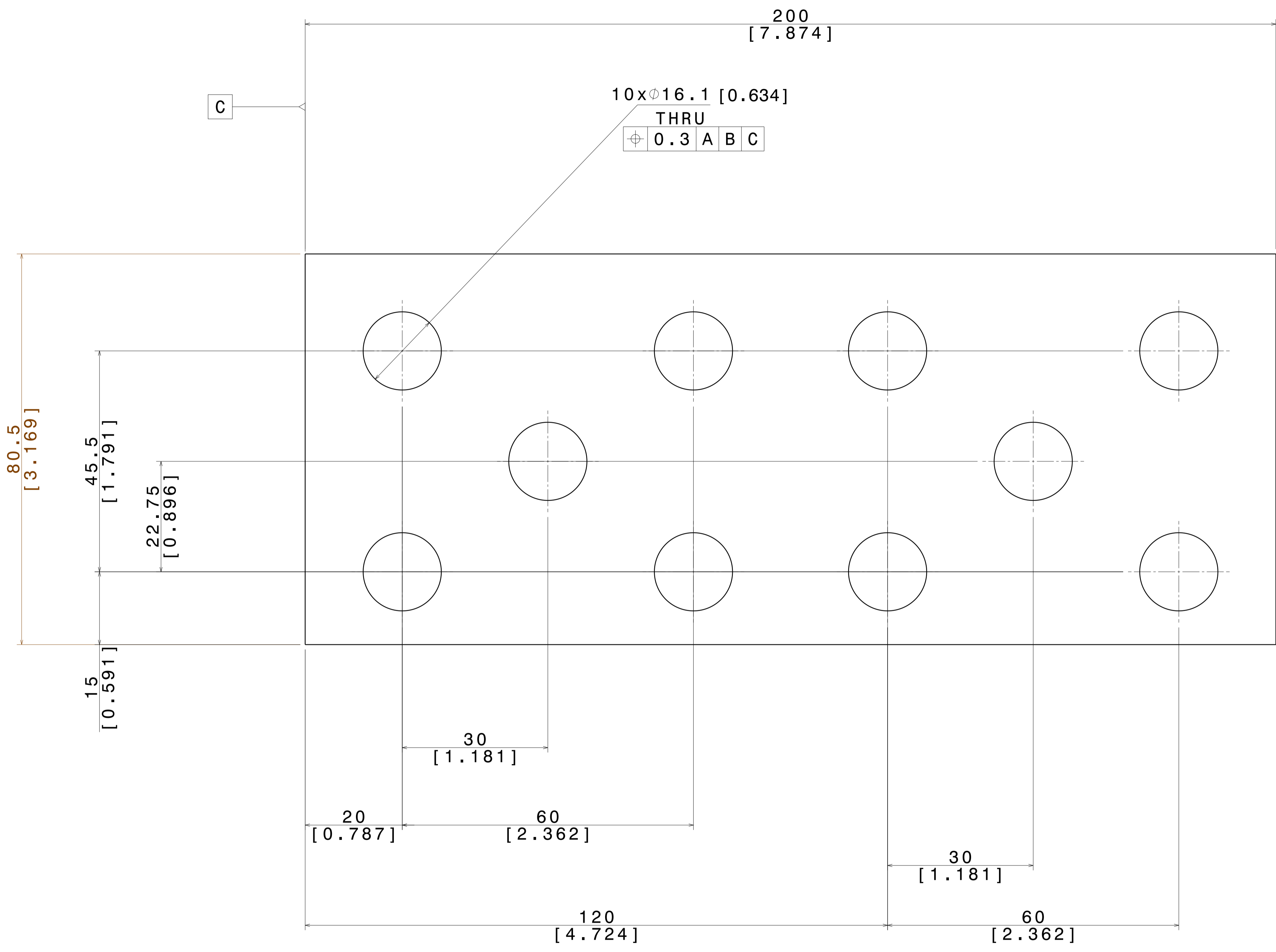


Main Unit --> mm
Second Unit --> [in]

UNLESS OTHERWISE SPECIFIED:
UNTOLERANCED DIMENSION ARE BASIC
VALUES QUERIED FROM 3-D DIGITAL
DATE FILE
 \triangle 0.5 | A | B | C

Pos	Part Name	Part Number	Material	Quantity	Description
4	Fixing Plate Sub Modules 1	DP-FC-005	G10/FR4	32	

Project:	WA105	Scale:	2:1	Total Pages:	20
Sub-Proj.:	DP Field Cage	Created:	29.11.2016	Assembled by:	Adamo Gendotti
Assembly:	Assembly Group Name	Last Mod.:	DD.MM.YYYY	Name:	
		Constructed:	DD.MM.YYYY	Name:	
		Dimensions:	From	1	6
			To	6	30
				100	300
				1000	2000
		Tolerance:		\pm 0.1	0.2
				0.3	0.5
				0.8	1.2
ETH zürich			Fixing Plate Sub Modules 1		DP-FC-005

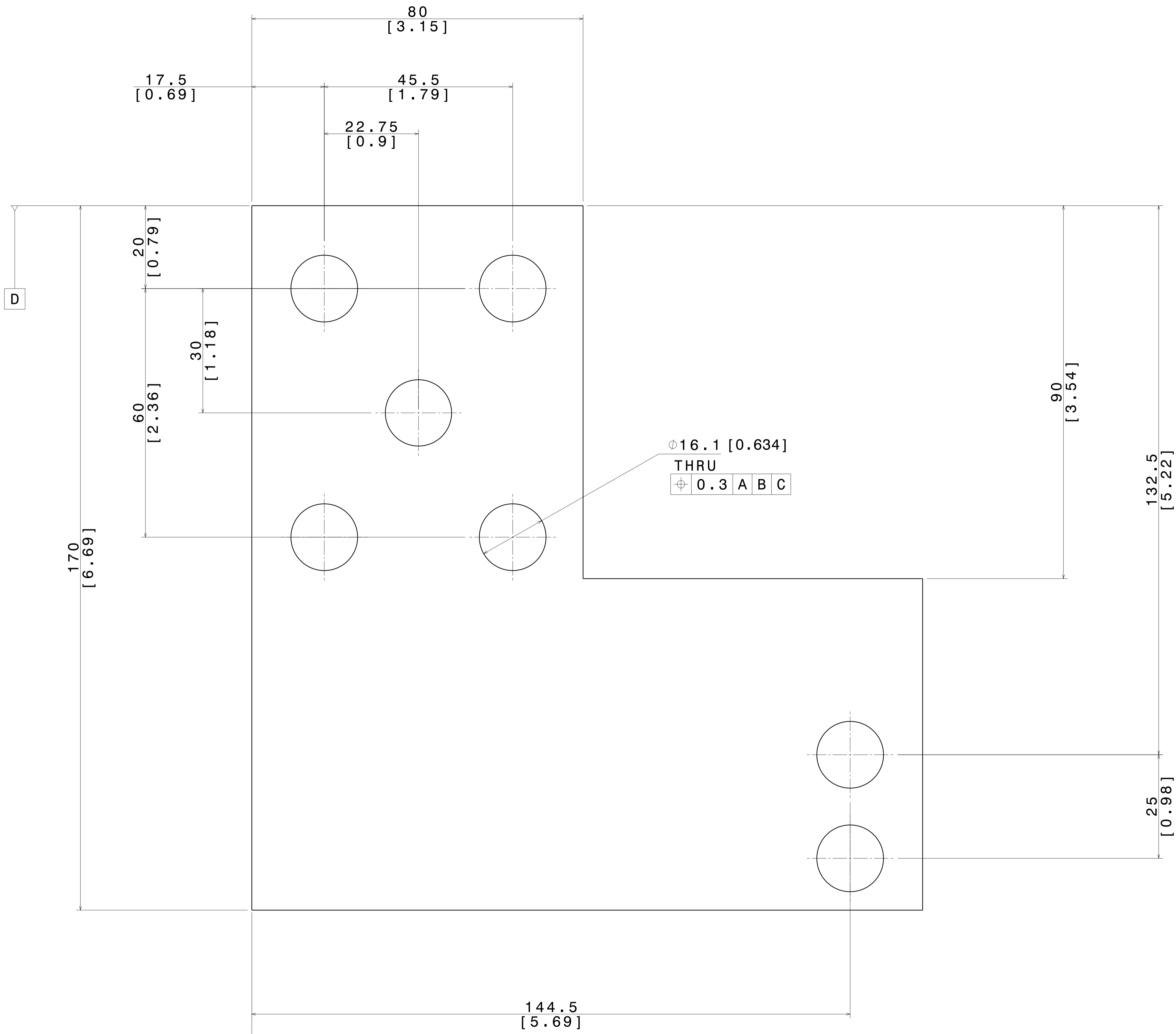


Main Unit --> **mm**
Second Unit --> **[in]**

UNLESS OTHERWISE SPECIFIED:
 UNTOLERANCED DIMENSION ARE BASIC
 VALUES QUERIED FROM 3-D DIGITAL
 DATE FILE
 0.5 A B C

Pos	Part Name	Part Number	Material	Quantity	Description
5	Fixing Plate Sub Modules 2	DP-FC-006	G10/FR4	64	

Project:	WA105	Scale:	2:1	Tot Pages:	20
Sub-Proj.:	DP Field Cage	Assembly Group Name:		Page N°:	6
Created:	29.11.2016	Name:	Adamo Gendotti	From:	1 4 30 100 300 1000
Last Mod.:	DD.MM.YYYY	Name:		To:	6 30 100 300 1000 2000
Constructed:	DD.MM.YYYY	Name:		Tolerance:	±0.1 0.2 0.3 0.4 0.8 1.2
ETH zürich			Fixing Plate Sub Modules 2	DP-FC-006	



Ø16.1 [0.634]
 THRU
 ±0.3 A B C

Main Unit --> mm
Second Unit --> [in]

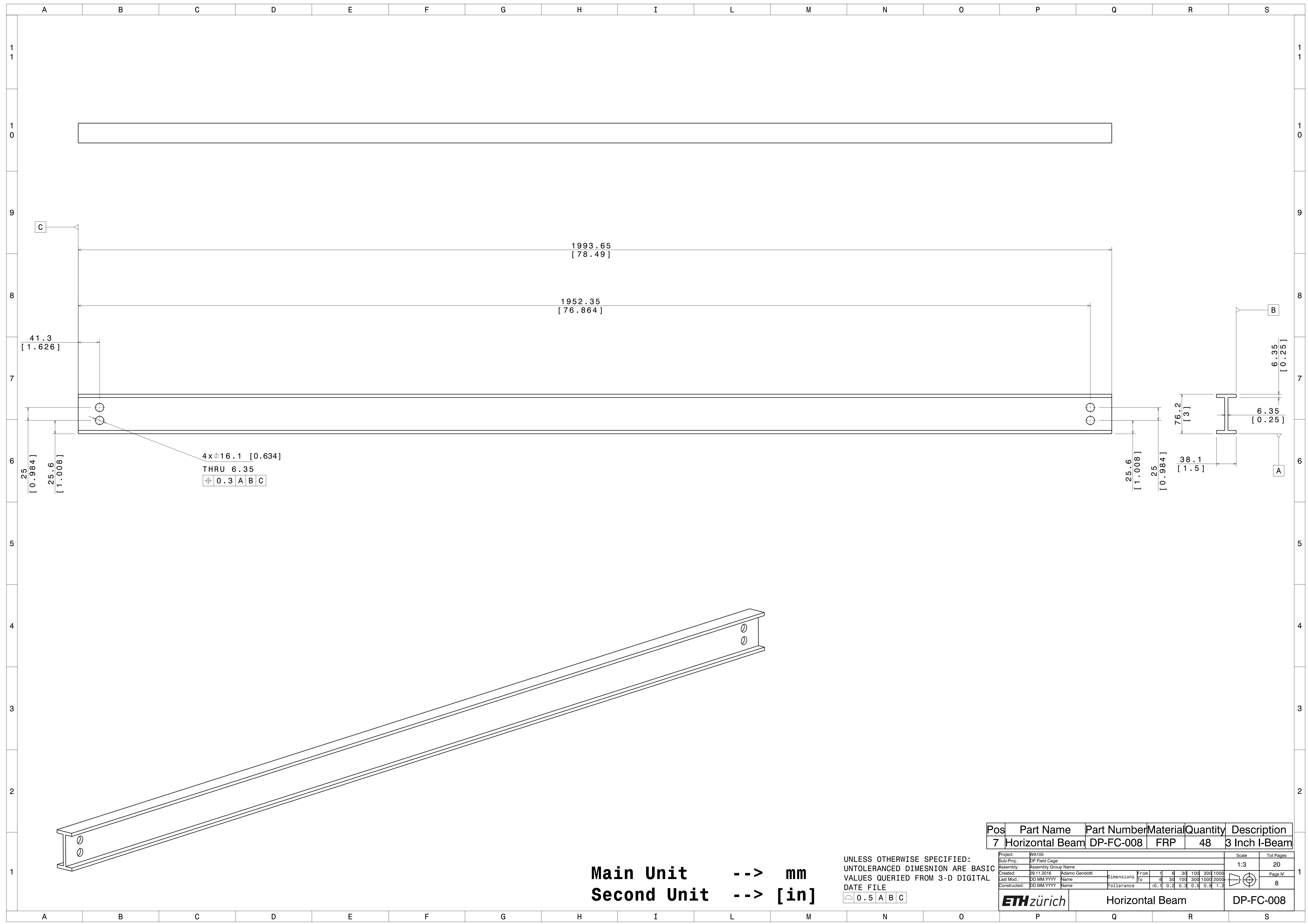
UNLESS OTHERWISE SPECIFIED:
 UNTOLERANCED DIMENSION ARE BASIC
 VALUES QUERIED FROM 3-D DIGITAL
 DATE FILE

±0.5 A B C

Pos	Part Name	Part Number	Material	Quantity	Description
6	Cathode Fixing Plate	DP-FC-007	G10/FR4	32	

Project:	WA105	Scale:	2:1	Total Pages:	20
Sub-Proj.:	DP Field Cage	Assembly:	Assembly Group Name	Page N°:	7
Created:	29.11.2016	Adamo Gendotti	Dimensions	From	1 4 30 100 300 1000
Last Mod.:	31.01.2017	Adamo Gendotti	To	6 30 100 300 1000 2000	
Constructed:	DD.MM.YYYY	Name	Tolerance	±0.1 0.2 0.3 0.4 0.8 1.2	

ETH zürich	Cathode Fixing Plate	DP-FC-007
-------------------	----------------------	-----------



C

1993.65
[78.49]

1952.35
[76.864]

41.3
[1.626]

25
[0.984]
25.6
[1.008]

4x \varnothing 16.1 [0.634]
THRU 6.35
 \varnothing 0.3 A B C

25.6
[1.008]
25
[0.984]

76.2
[3]
38.1
[1.5]
6.35
[0.25]
6.35
[0.25]

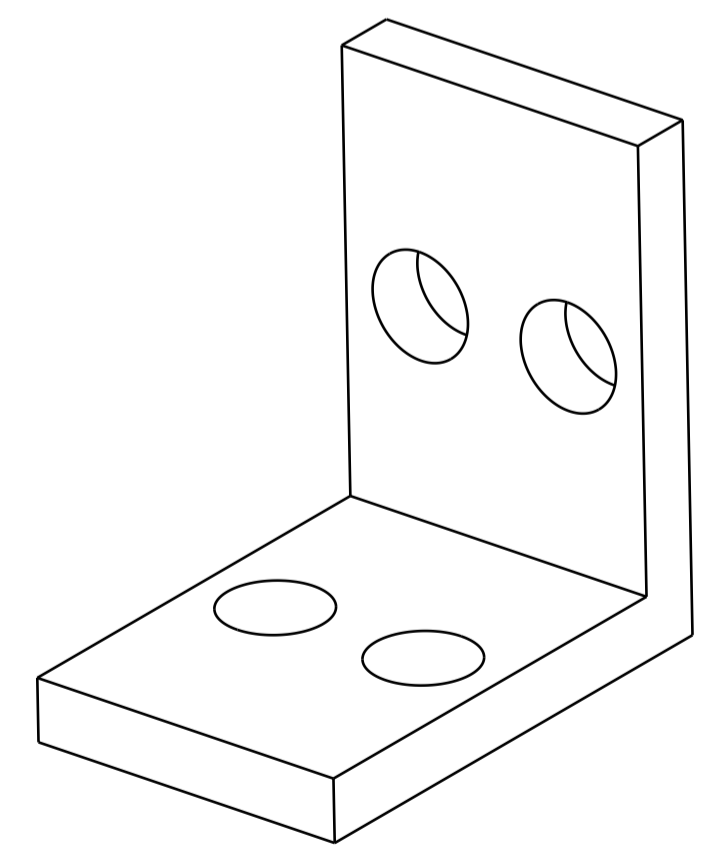
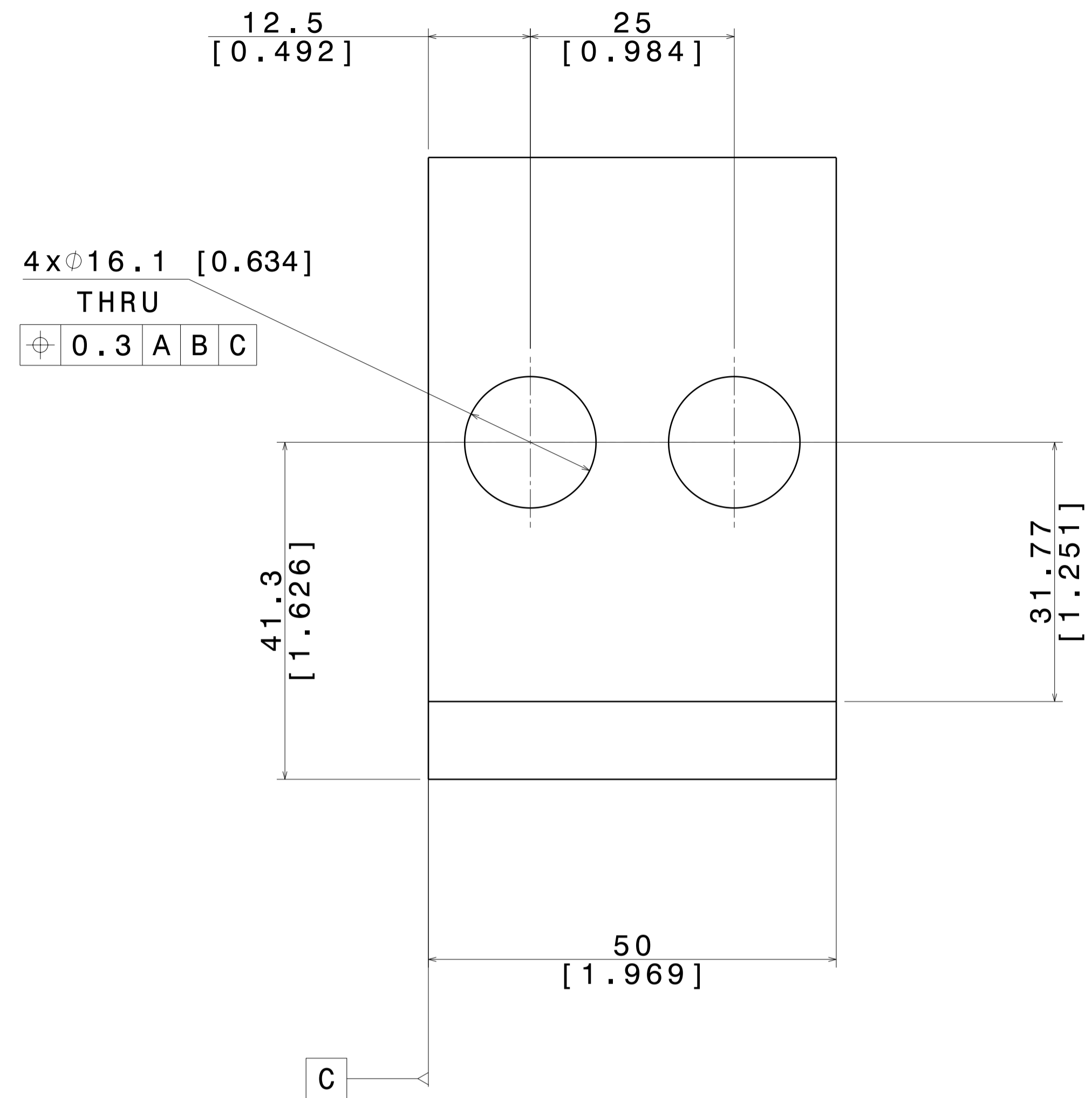
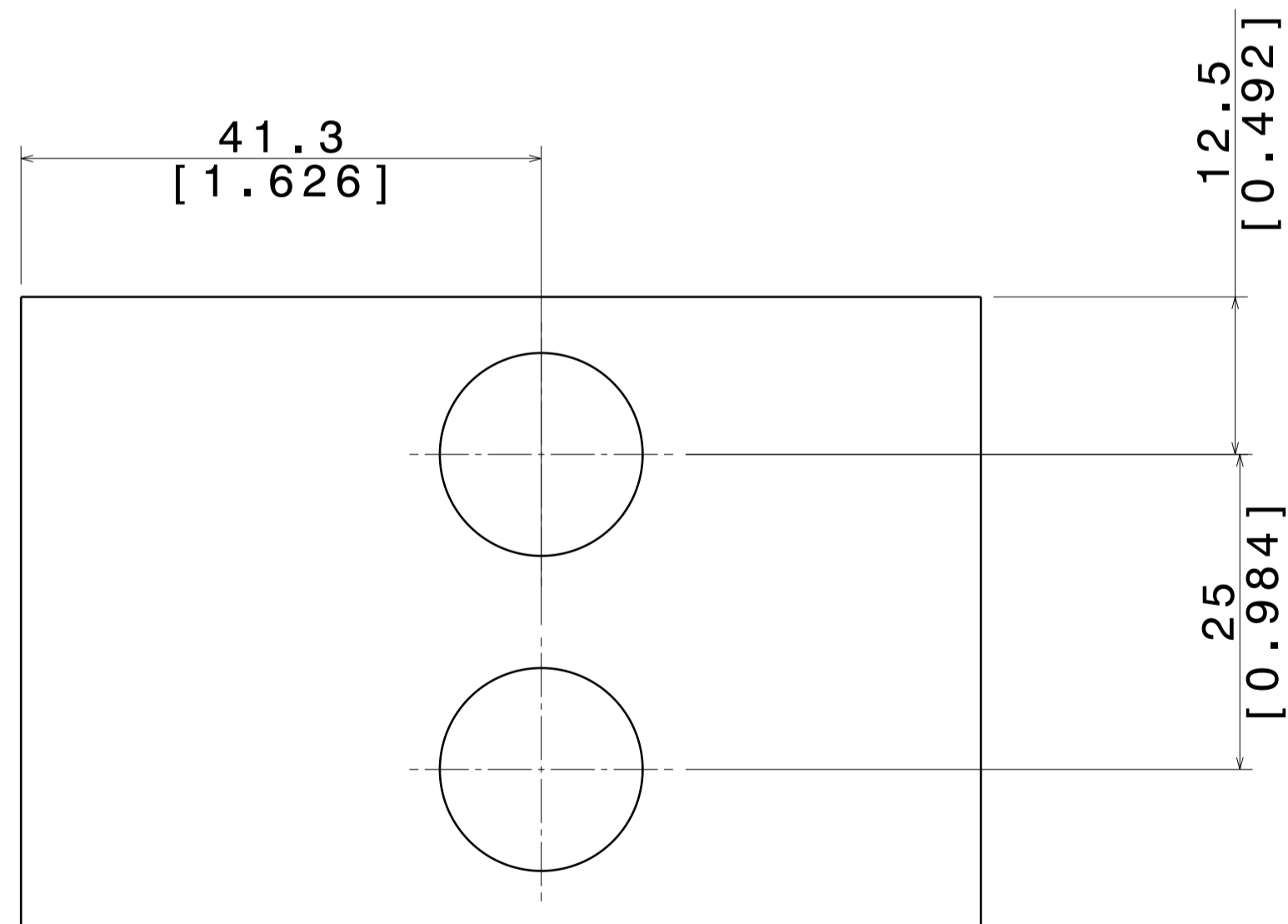
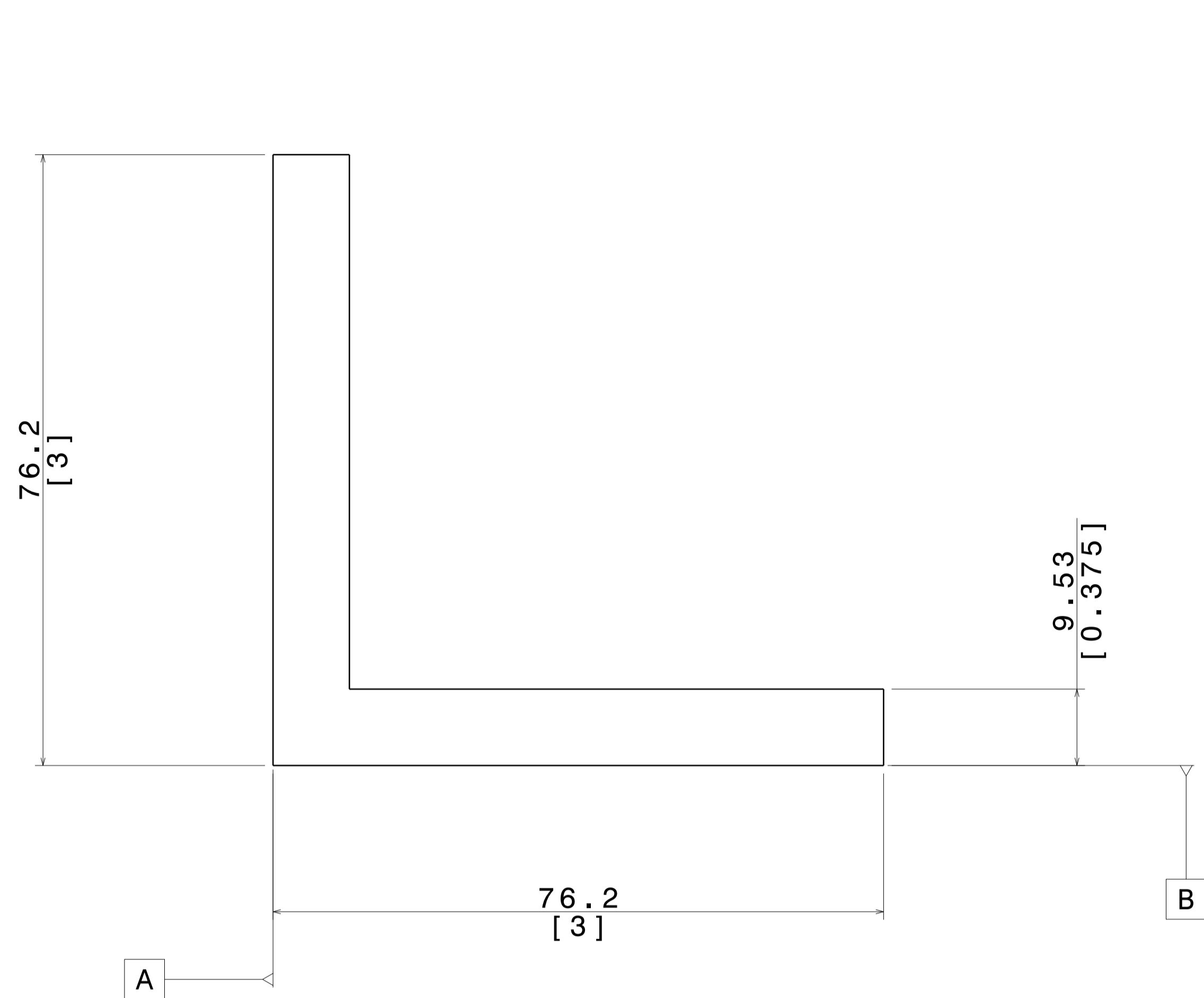
Main Unit --> mm
Second Unit --> [in]

UNLESS OTHERWISE SPECIFIED:
UNTOLERANCED DIMENSION ARE BASIC
VALUES QUERIED FROM 3-D DIGITAL
DATE FILE
 \triangle 0.5 A B C

Pos	Part Name	Part Number	Material	Quantity	Description
7	Horizontal Beam	DP-FC-008	FRP	48	3 Inch I-Beam

Project: WA105		Scale: 1:3		Tot Pages: 20	
Sub-Proj.: DP Field Cage		Created: 29.11.2016		Page N°: 8	
Assembly: Assembly Group Name		Last Mod.: DD.MM.YYYY		Constructed: DD.MM.YYYY	
Name: Adamo Gendotti		Name:		Name:	
Dimensions		Tolerance		From	
To		±0.1 0.2 0.3 0.4 0.8 1.2		1 3 10 30 100 300 1000 2000	

ETH zürich	Horizontal Beam	DP-FC-008
-------------------	-----------------	-----------



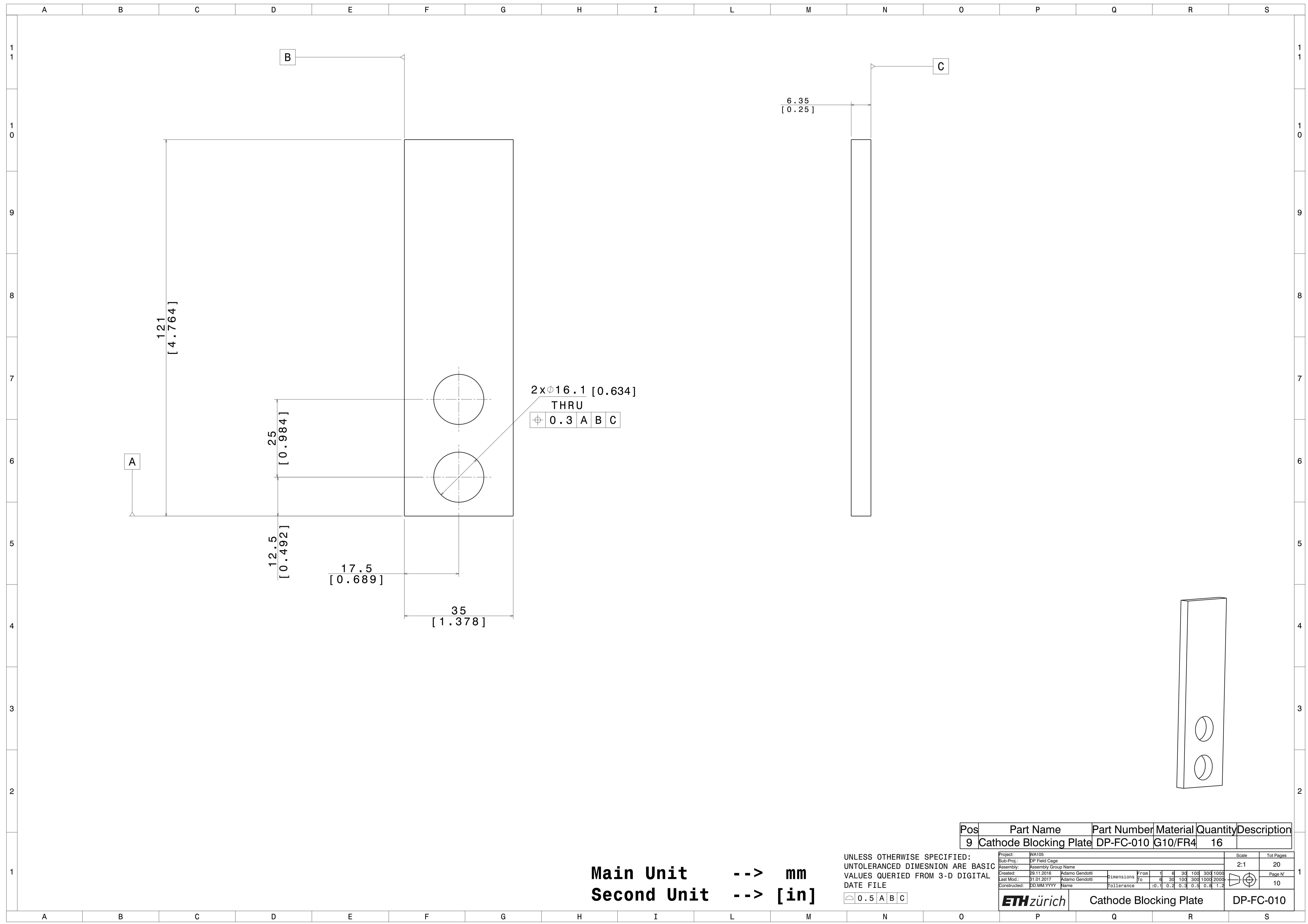
Pos	Part Name	Part Number	Material	Quantity	Description
8	Horizontal Beam L-Profile	DP-FC-009	FRP	192	NOTES: 1-MATERIAL: 3 INCH x 3 INCH x 1/4 INCH FIBERGLASS FRP ANGLE 2-USE .6350 INCH REAMER

Main Unit --> mm
Second Unit --> [in]

UNLESS OTHERWISE SPECIFIED:
 UNTOLERANCED DIMENSION ARE BASIC
 VALUES QUERIED FROM 3-D DIGITAL
 DATE FILE

0.5 A B C

Project:	WA105	Scale:	2:1	Tot Pages:	20
Sub-Proj.:	DP Field Cage	Assembly:	Assembly Group Name	Page N°:	9
Created:	29.11.2016 Adamo Gendotti	Dimensions:	From 1 6 30 100 300 1000		
Last Mod.:	DD.MM.YYYY Name	Tolerance:	±0.1 0.2 0.3 0.5 0.8 1.2		
Constructed:	DD.MM.YYYY Name	ETH zürich		Horizontal Beam L-Profile	
				DP-FC-009	



A

B

C

121
[4.764]

25
[0.984]

12.5
[0.492]

17.5
[0.689]

35
[1.378]

6.35
[0.25]

2x ϕ 16.1 [0.634]

THRU

\pm 0.3 A B C

Main Unit --> mm
Second Unit --> [in]

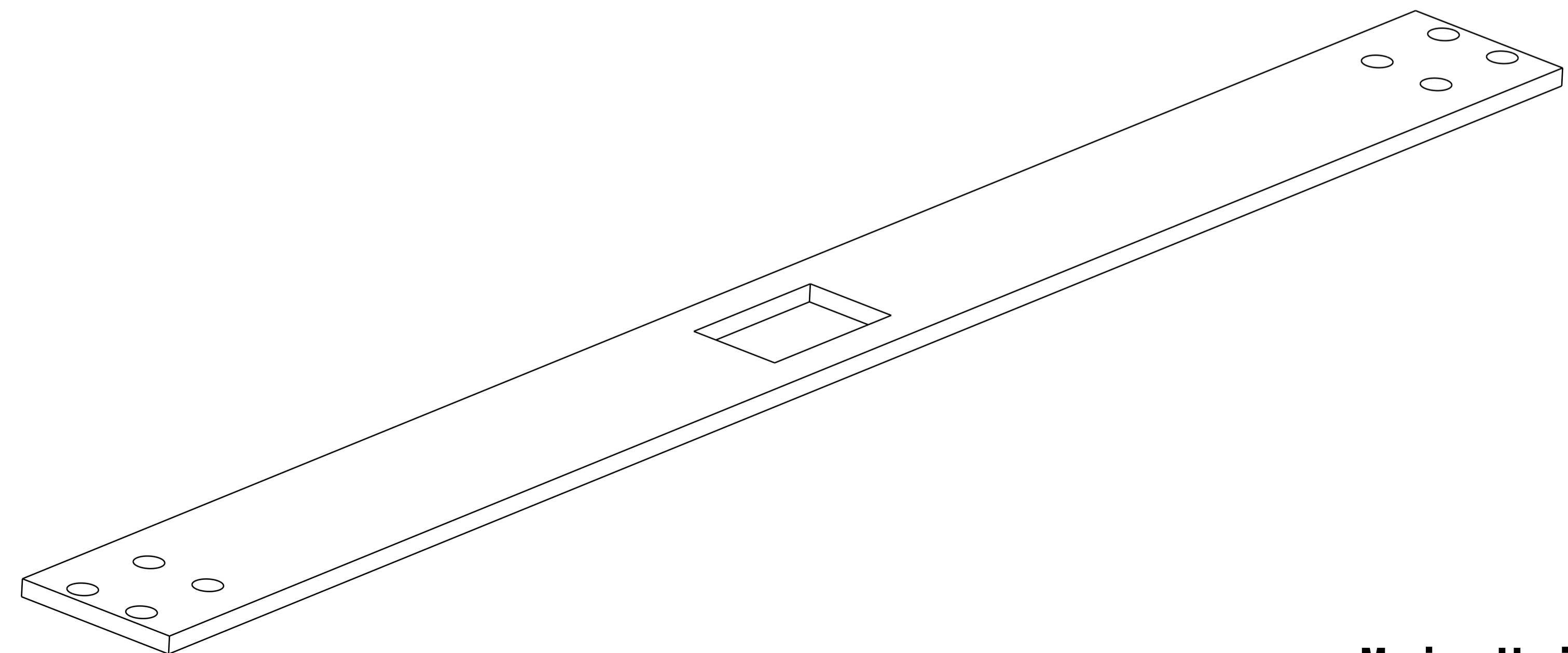
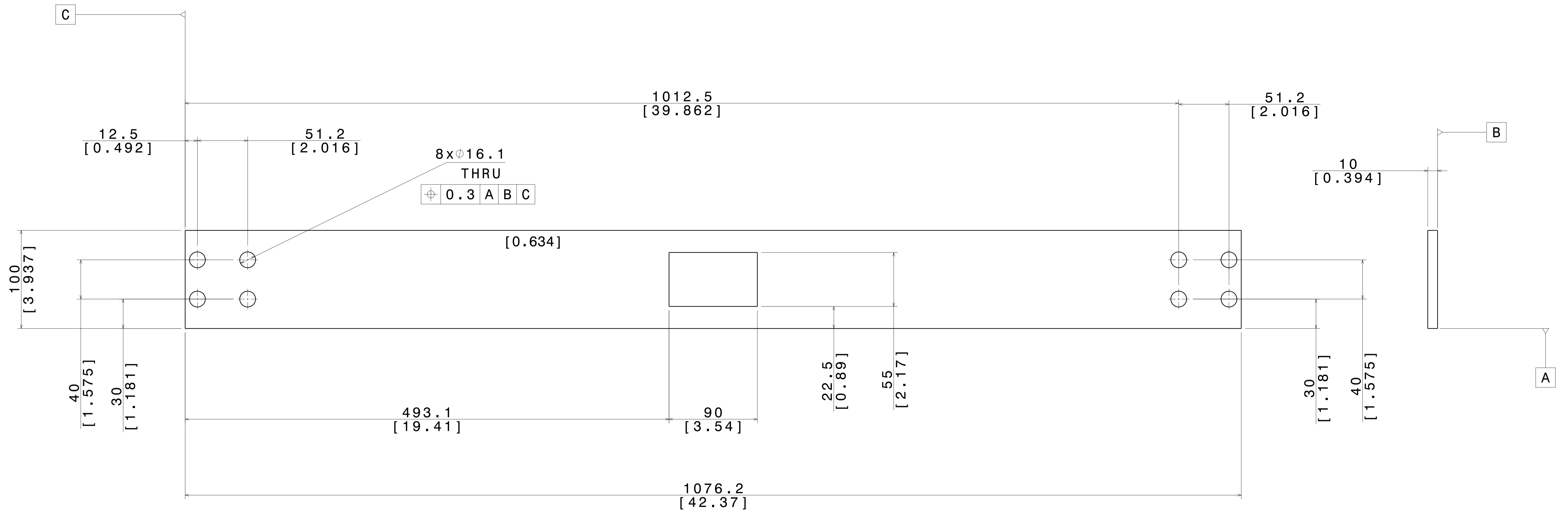
UNLESS OTHERWISE SPECIFIED:
UNTOLERANCED DIMENSIONS ARE BASIC
VALUES QUERIED FROM 3-D DIGITAL
DATE FILE

\triangle 0.5 A B C

Pos	Part Name	Part Number	Material	Quantity	Description
9	Cathode Blocking Plate	DP-FC-010	G10/FR4	16	

Project:	WA105	Scale:	2:1	Total Pages:	20
Sub-Proj.:	DP Field Cage	Assembly:	Assembly Group Name	Created:	29.11.2016
Created:	29.11.2016	Adamo Gendotti	Dimensions	From	1 6 30 100 300 1000
Last Mod.:	31.01.2017	Adamo Gendotti	To	6 30 100 300 1000 2000	Page N°
Constructed:	DD.MM.YYYY	Name	Tolerance	\pm 0.1 0.2 0.3 0.5 0.8 1.2	10

ETH zürich	Cathode Blocking Plate	DP-FC-010
-------------------	------------------------	-----------




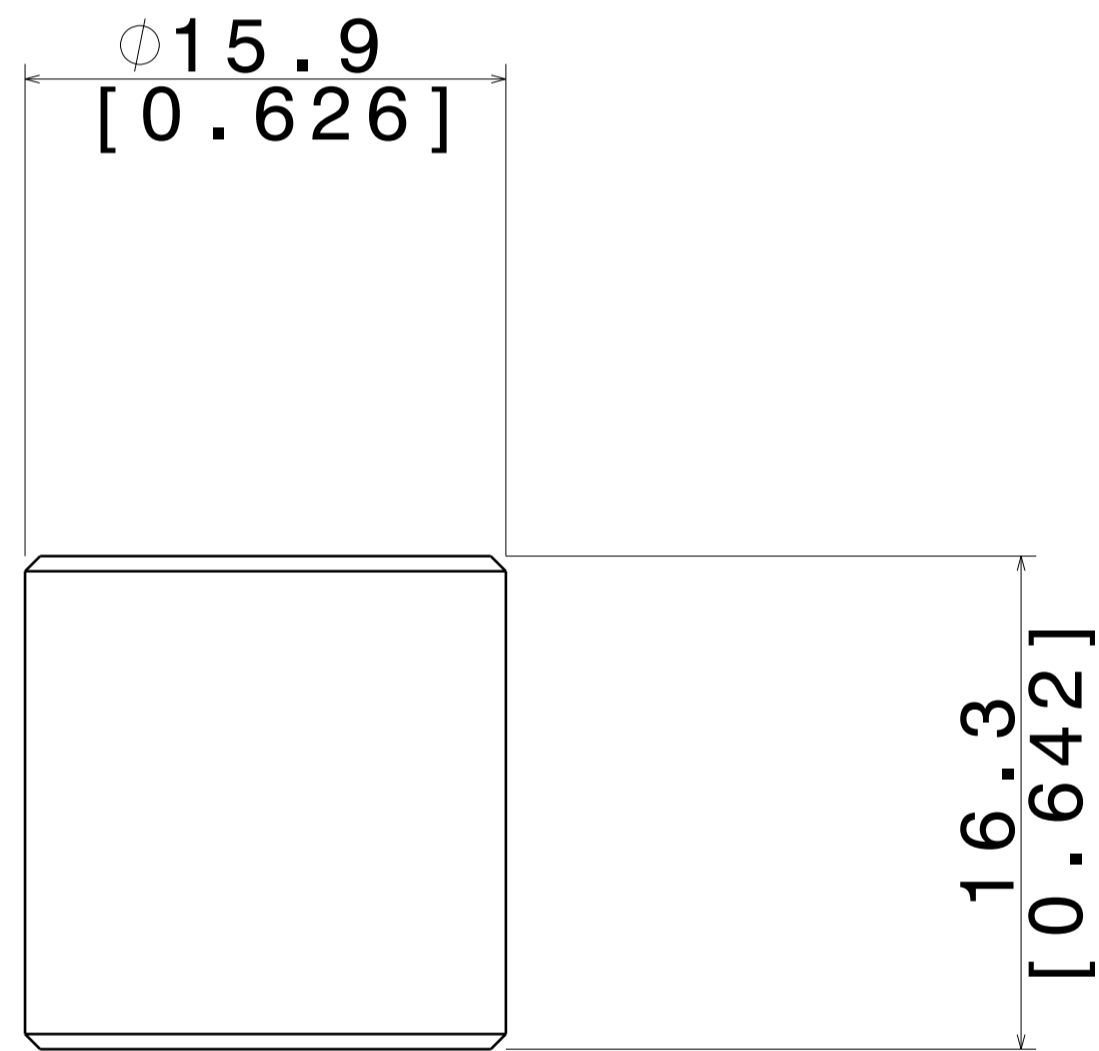
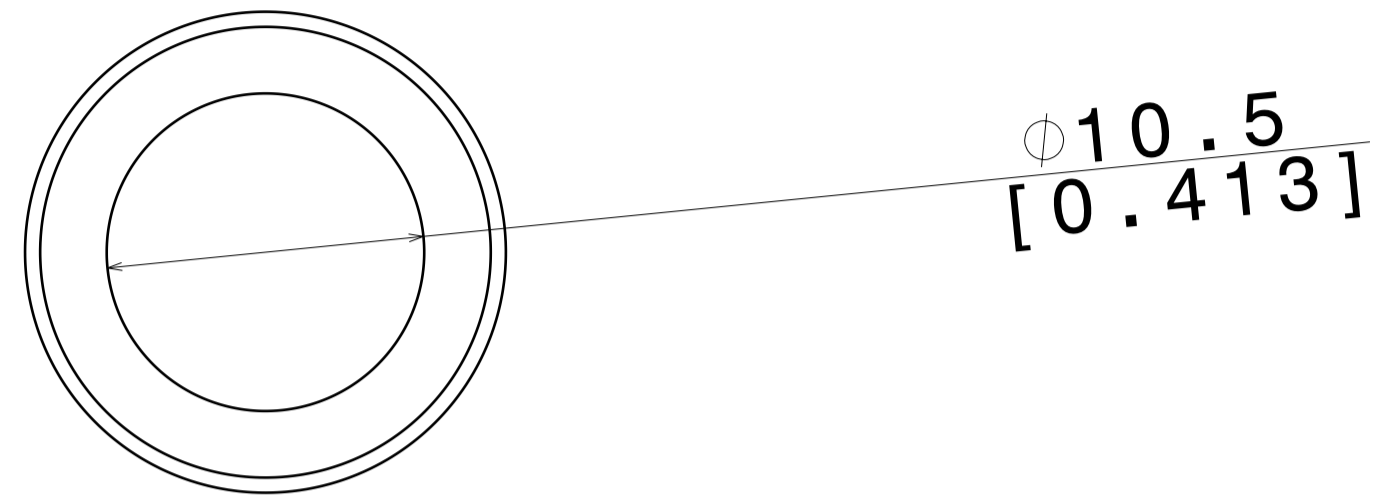
Main Unit --> **mm**
Second Unit --> **[in]**

UNLESS OTHERWISE SPECIFIED:
 UNTOLERANCED DIMENSION ARE BASIC
 VALUES QUERIED FROM 3-D DIGITAL
 DATE FILE
 ±0.5 | A | B | C

Pos	Part Name	Part Number	Material	Quantity	Description
10	Plate Between Modules	DP-FC-011	G10/FR4	12	

Project:	WA105	Scale:	1:2	Total Pages:	20
Sub-Proj.:	DP Field Cage	Assembly:	Assembly Group Name	Created:	29.11.2016
Created:	29.11.2016	Adamo Gendotti	Dimensions	From	1 6 30 100 300 1000
Last Mod.:	31.01.2017	Adamo Gendotti	To	6 30 100 300 1000 2000	Page N°
Constructed:	DD.MM.YYYY	Name	Tolerance	±0.1 0.2 0.3 0.5 0.8 1.2	11

ETH zürich	Plate Between Modules	DP-FC-011
-------------------	-----------------------	-----------



Main Unit --> mm
 Second Unit --> [in]


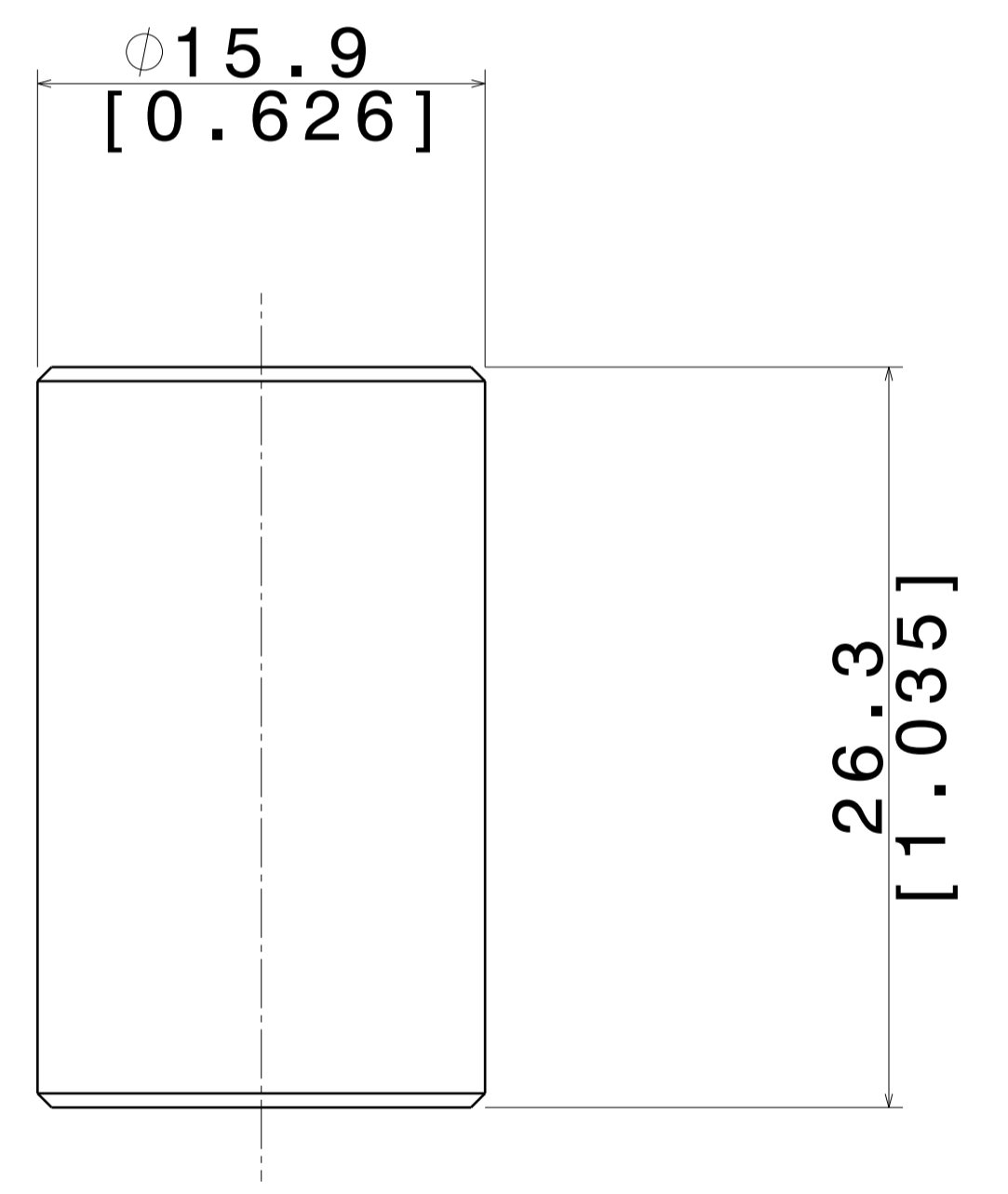
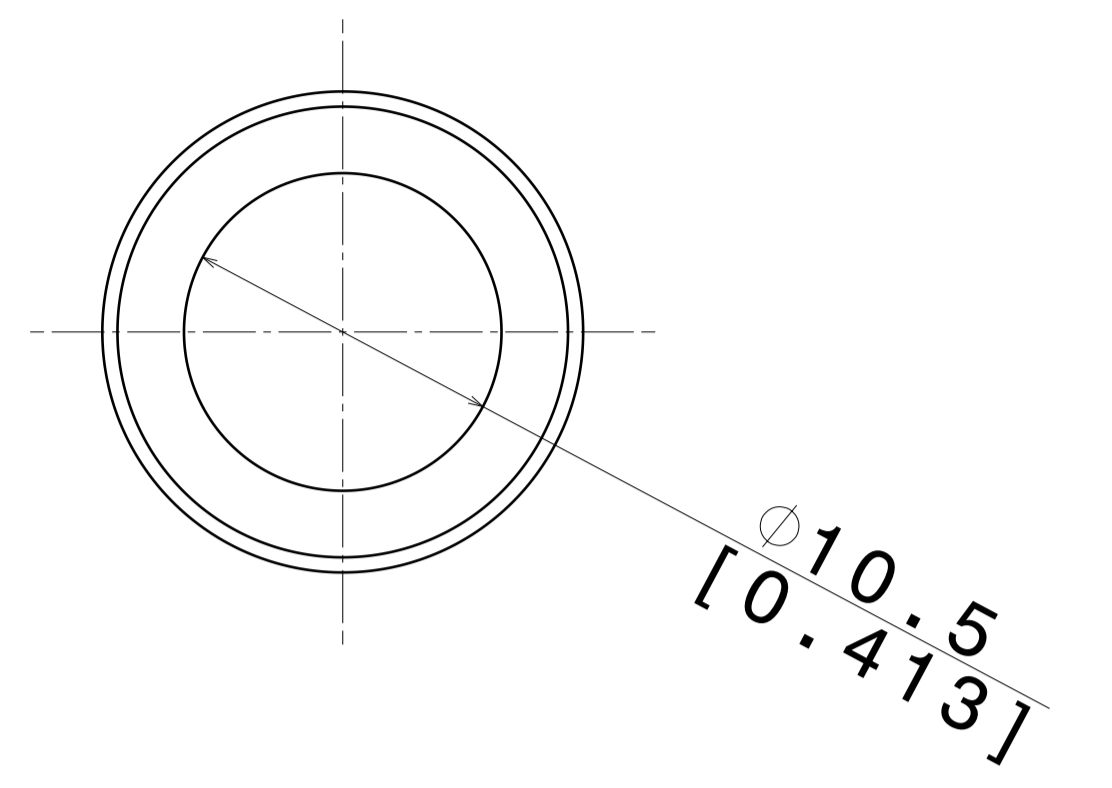
UNLESS OTHERWISE SPECIFIED:
 UNTOLERANCED DIMENSION ARE BASIC
 VALUES QUERIED FROM 3-D DIGITAL
 DATE FILE

0.5 A B C

Pos	Part Name	Part Number	Material	Quantity	Description
11	Insert for Modules Plate	DP-FC-012	G10/FR4	192	NOTES: .625 INCH ROD

Project:	WA105	Scale:	4:1	Total Pages:	20
Sub-Proj.:	DP Field Cage	Assembly Group Name:		Page N°:	12
Created:	29.11.2016	Adamo Gendotti	Dimensions	From	1 4 30 100 300 1000
Last Mod.:	13.12.2013	Adamo Gendotti	To	6 30 100 300 1000 2000	
Constructed:	DD.MM.YYYY	Name	Tolerance	+0.1 0.2 0.3 0.4 0.8 1.2	

ETH zürich	Insert for Modules Plate	DP-FC-012
-------------------	--------------------------	-----------


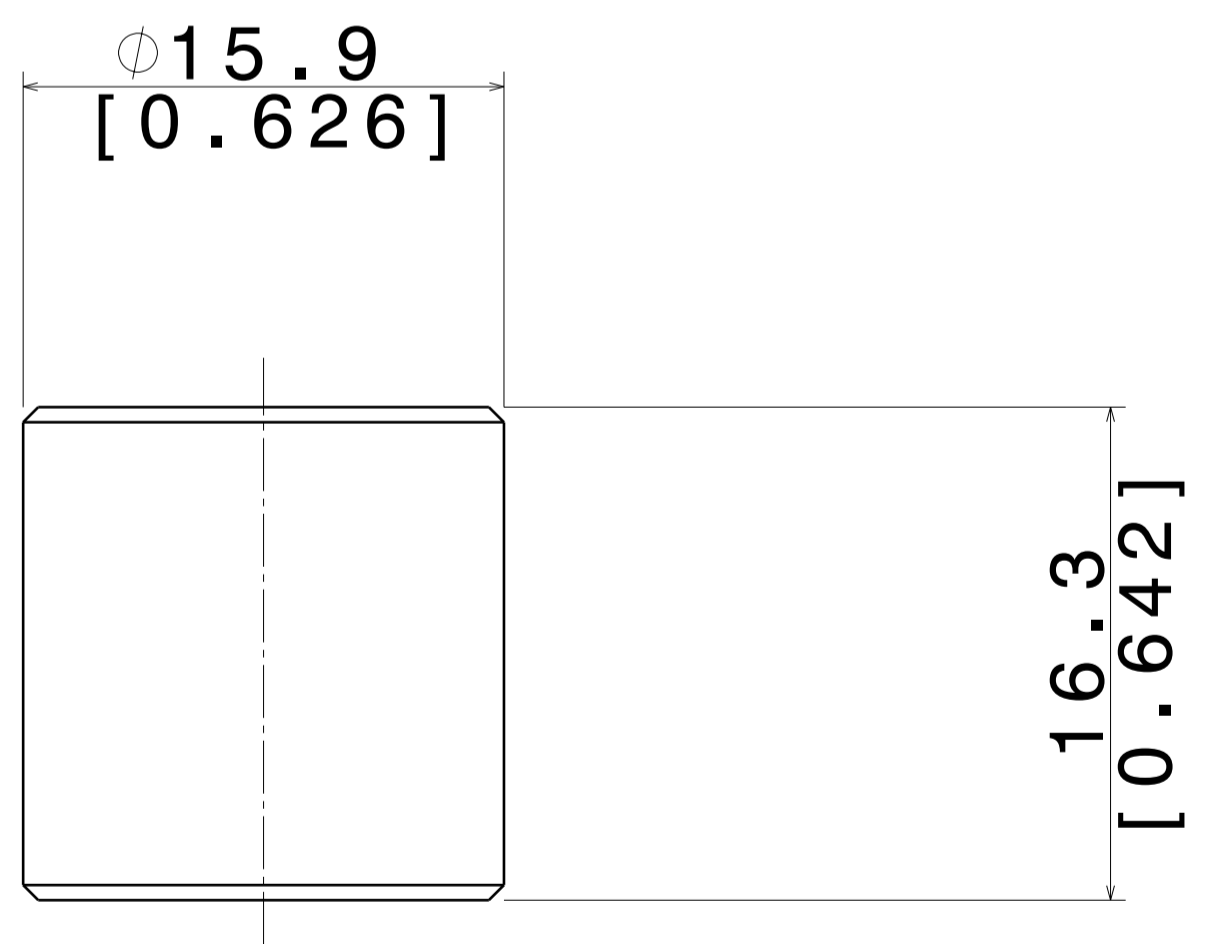
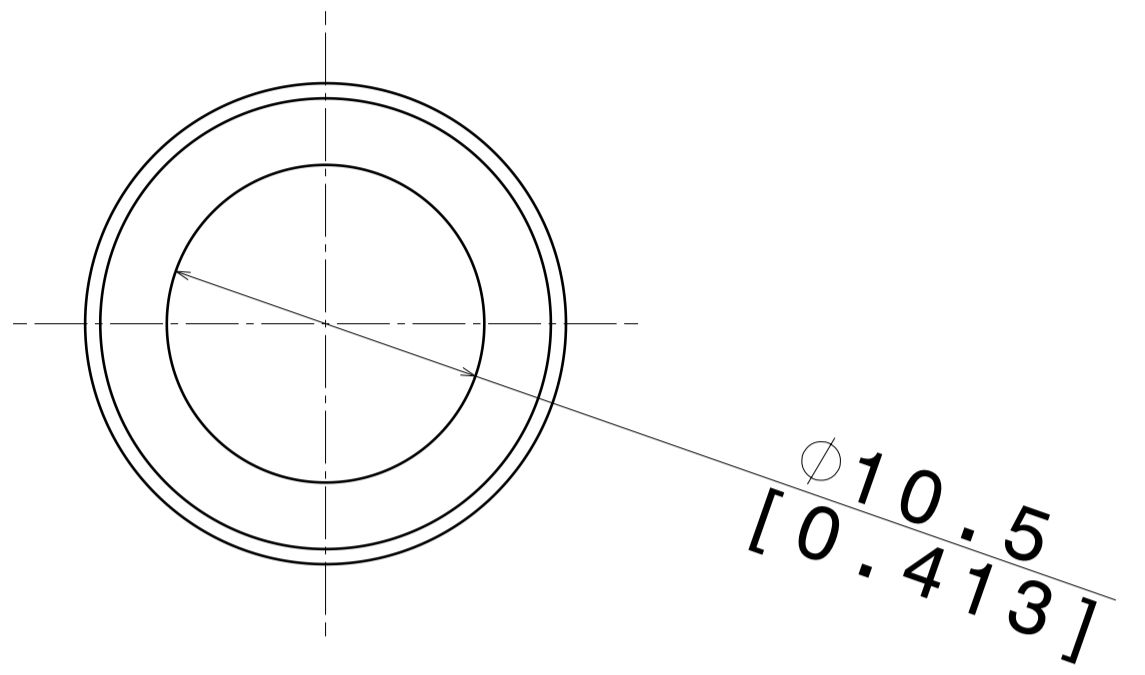


Main Unit --> **mm**
Second Unit --> **[in]**

UNLESS OTHERWISE SPECIFIED:
 UNTOLERANCED DIMESNION ARE BASIC
 VALUES QUERIED FROM 3-D DIGITAL
 DATE FILE
 0.5 | A | B | C

Pos	Part Name	Part Number	Material	Quantity	Description
12	Insert for Cathode Connection	DP-FC-013	G10/FR4	112	NOTES: .625 INCH ROD

Project: WA105		Scale: 4:1		Tot Pages: 20	
Sub-Proj.: DP Field Cage		Assembly Group Name		Page N°: 13	
Created: 29.11.2016	Adamo Gendotti	Dimensions	From: 1 4 30 100 300 1000		
Last Mod.: DD.MM.YYYY	Name	To: 6 30 100 300 1000 2000	Tolerance: ±0.1 0.2 0.3 0.5 0.8 1.2		
Constructed: DD.MM.YYYY		Name		ETH zürich Insert for Cathode Connection DP-FC-013	


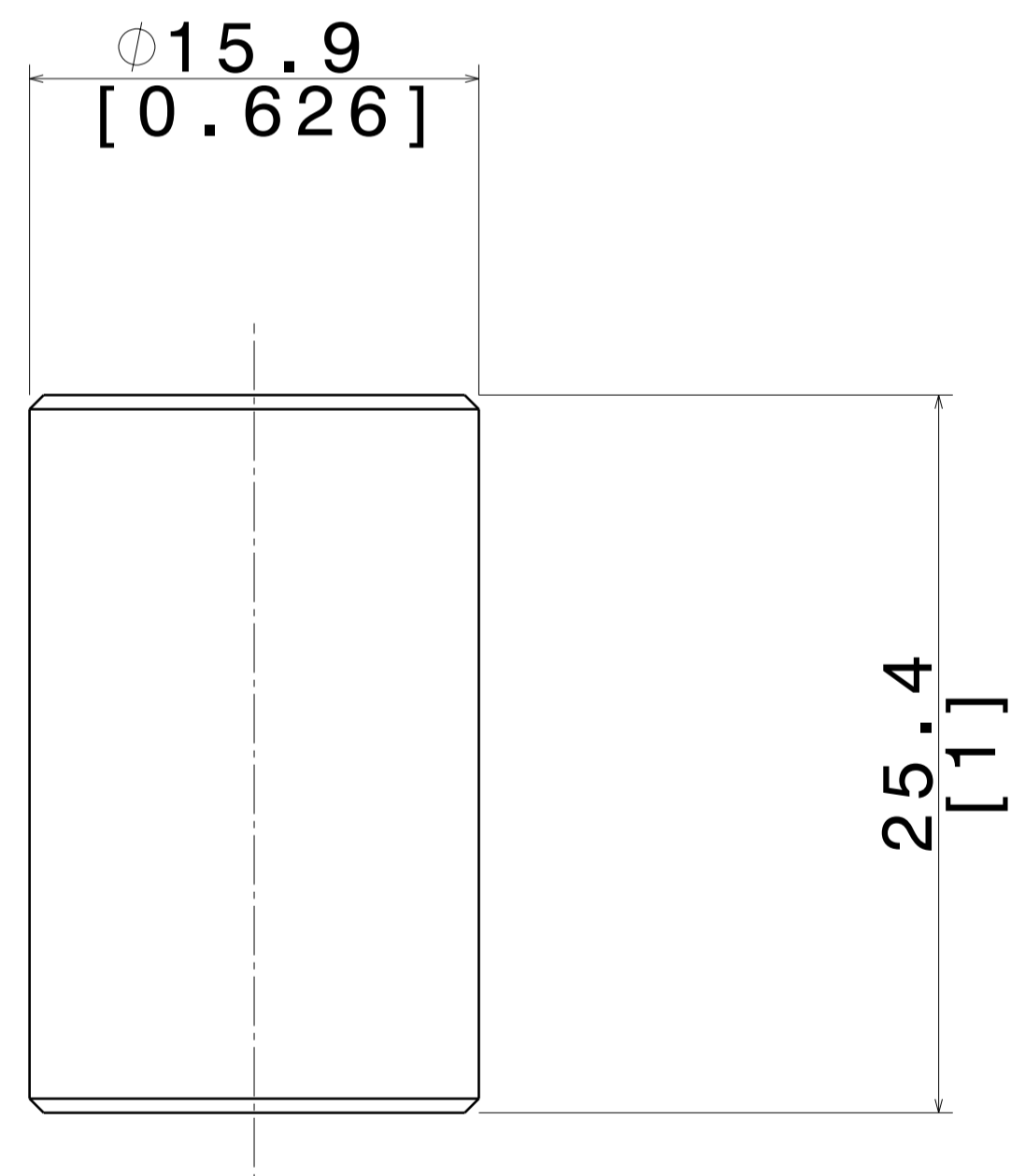
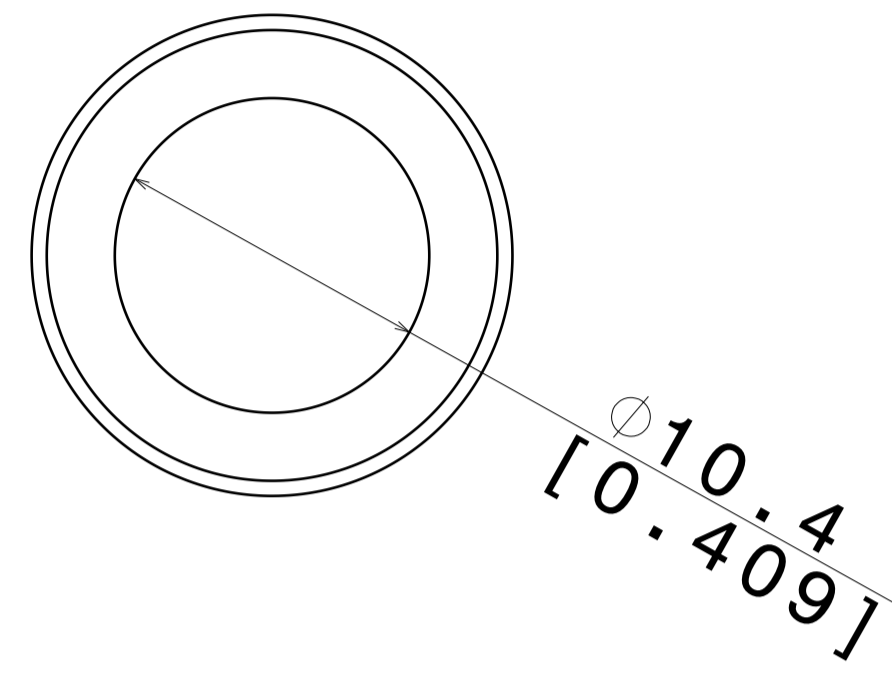


Main Unit --> mm
 Second Unit --> [in]

UNLESS OTHERWISE SPECIFIED:
 UNTOLERANCED DIMENSION ARE BASIC
 VALUES QUERIED FROM 3-D DIGITAL
 DATE FILE
 0.5 A B C

Pos	Part Name	Part Number	Material	Quantity	Description
13	Insert Sub Modules	DP-FC-014	G10/FR4	256	NOTES: .625 INCH ROD

Project:	WA105	Scale:	4:1	Total Pages:	20
Sub-Proj.:	DP Field Cage	Assembly:	Assembly Group Name	Page N°:	14
Created:	29.11.2016 Adamo Gendotti	Dimensions:	From 1 6 30 100 300 1000		
Last Mod.:	DD.MM.YYYY Name	To:	6 30 100 300 1000 2000		
Constructed:	DD.MM.YYYY Name	Tolerance:	±0.1 0.2 0.3 0.4 0.8 1.2		
ETH zürich			Insert Sub Module 1		DP-FC-014


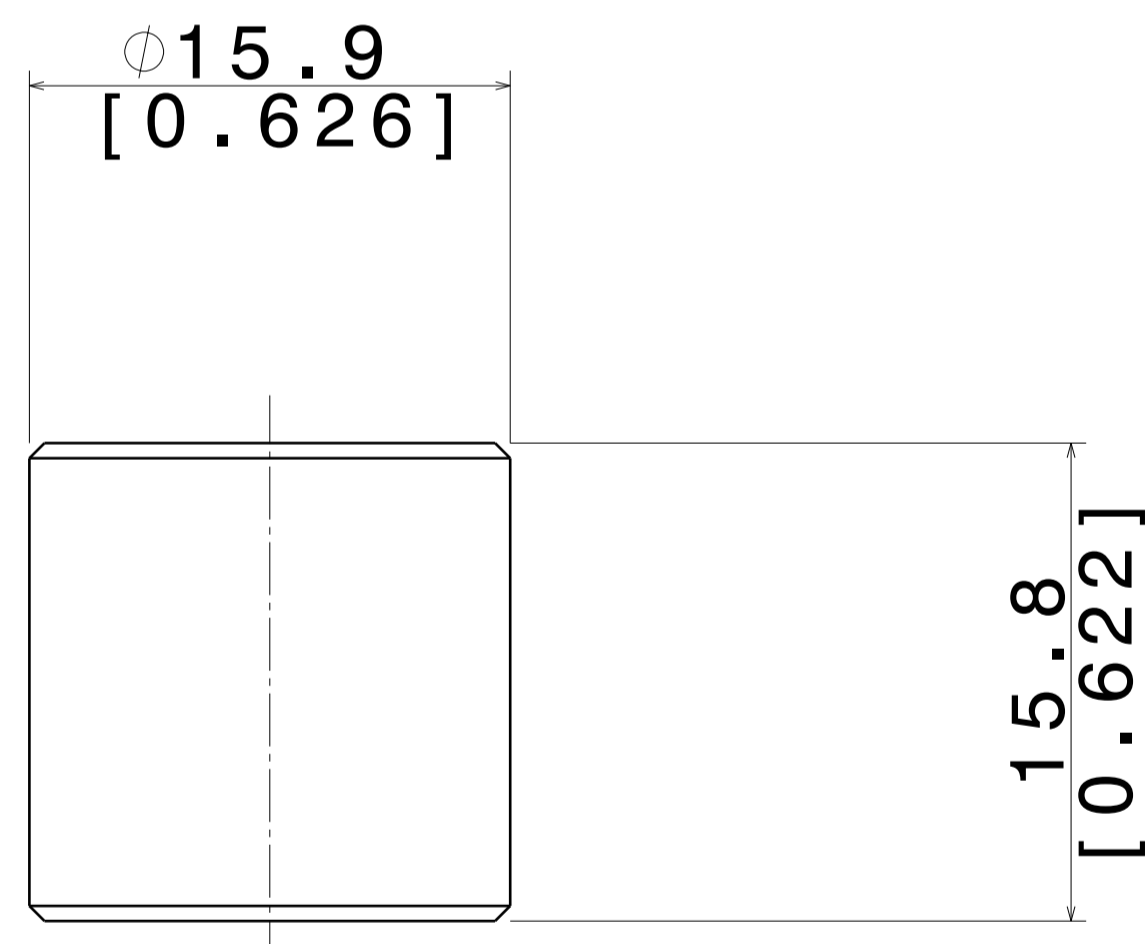
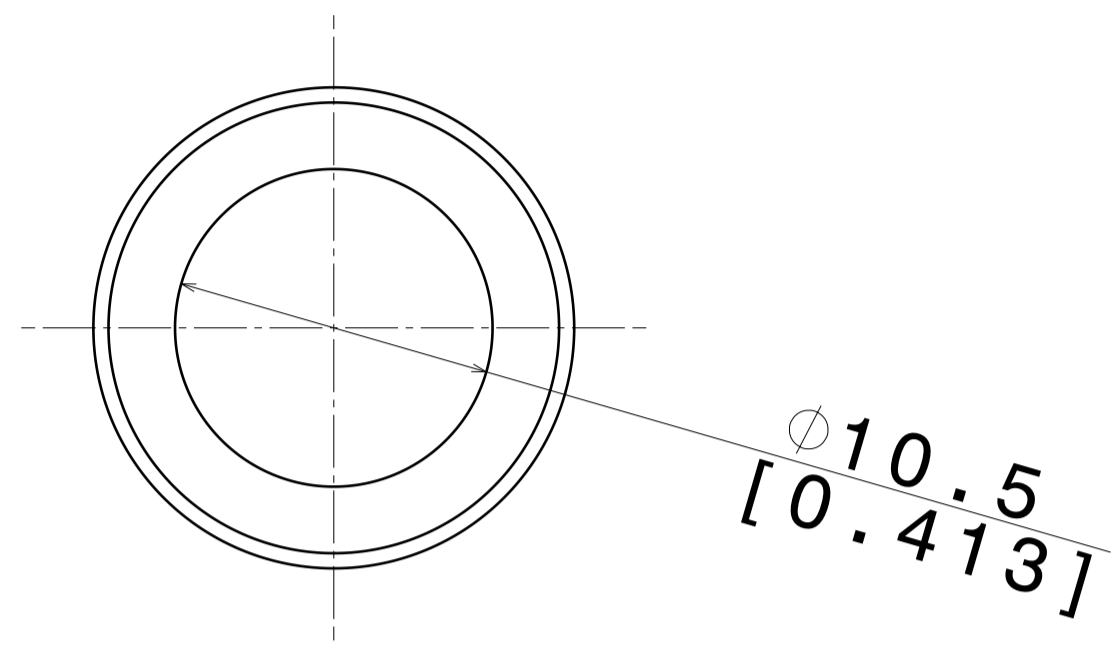


Main Unit --> mm
 Second Unit --> [in]

UNLESS OTHERWISE SPECIFIED:
 UNTOLERANCED DIMENSION ARE BASIC
 VALUES QUERIED FROM 3-D DIGITAL
 DATE FILE
 0.5 A B C

Pos	Part Name	Part Number	Material	Quantity	Description
14	Insert Sub Modules 2	DP-FC-015	G10/FR4	320	NOTES: .625 INCH ROD

Project:	WA105	Scale	4:1	Total Pages	20
Sub-Proj.:	DP Field Cage	Assembly Group Name		Page N°	15
Created:	29.11.2016	Adamo Gendotti	Dimensions	From	1 4 30 100 300 1000
Last Mod.:	DD.MM.YYYY	Name	To	6 30 100 300 1000 2000	
Constructed:	DD.MM.YYYY	Name	Tolerance	±0.1 0.2 0.3 0.4 0.8 1.2	
ETH zürich			Insert Sub Modules 2		DP-FC-015


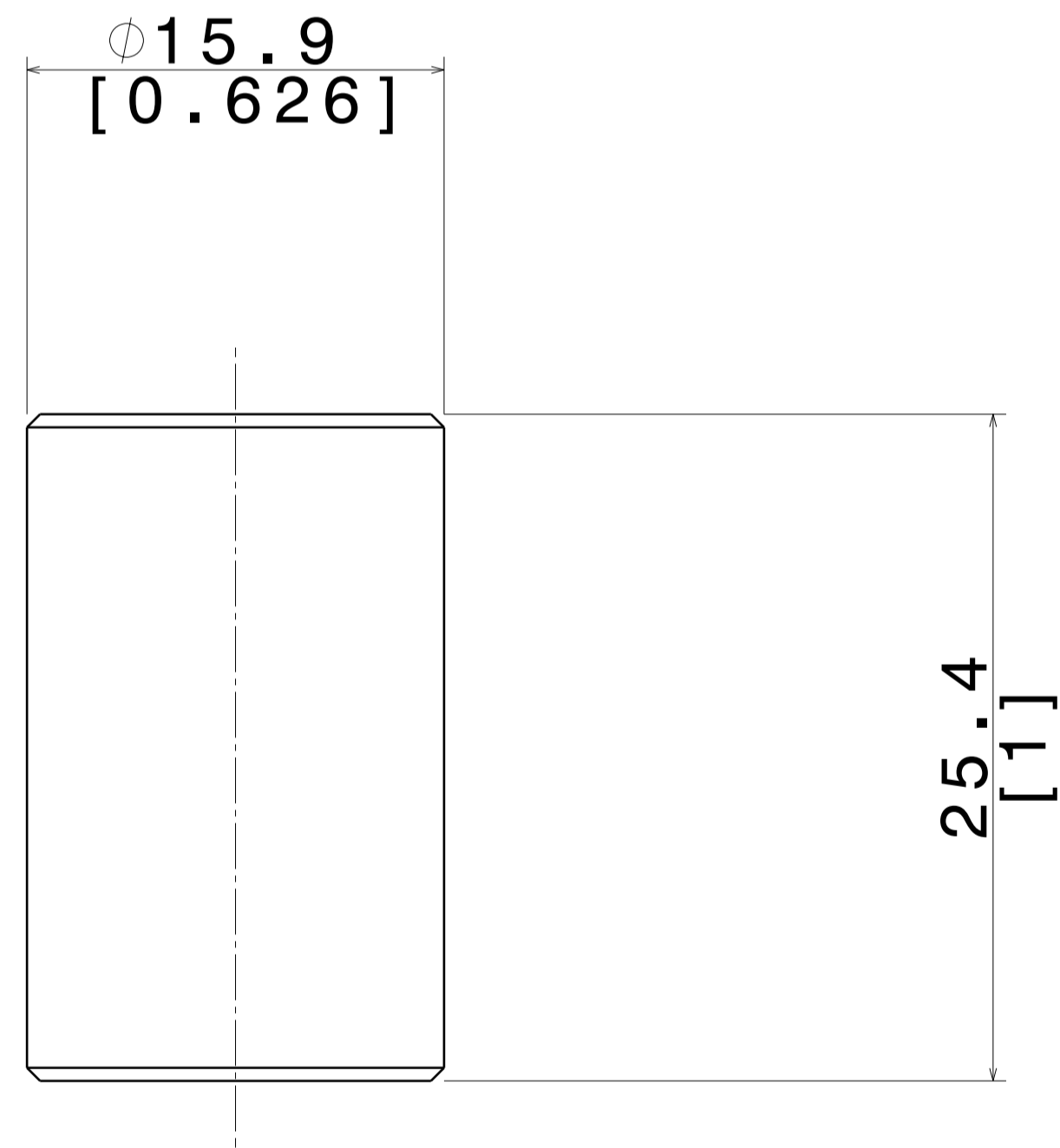
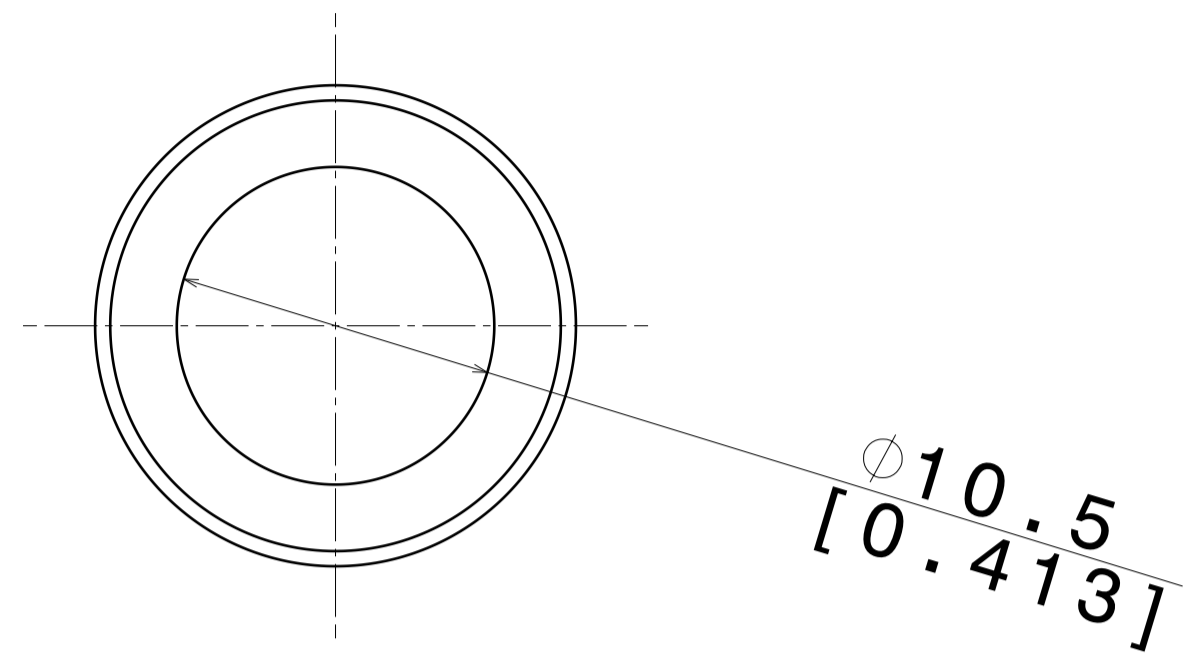


Main Unit --> mm
 Second Unit --> [in]

UNLESS OTHERWISE SPECIFIED:
 UNTOLERANCED DIMENSION ARE BASIC
 VALUES QUERIED FROM 3-D DIGITAL
 DATE FILE
 0.5 A B C

Pos	Part Name	Part Number	Material	Quantity	Description
15	Insert for L Short	DP-FC-016	G10/FR4	48	NOTES: .625 INCH ROD

Project:	WA105	Scale:	4:1	Total Pages:	20
Sub-Proj.:	DP Field Cage	Assembly Group Name:		Page N°:	16
Created:	29.11.2016	Name:	Adamo Gendotti	Dimensions:	From 1 6 30 100 300 1000
Last Mod.:	DD.MM.YYYY	Name:		To:	6 30 100 300 1000 2000
Constructed:	DD.MM.YYYY	Name:		Tolerance:	±0.1 0.2 0.3 0.5 0.8 1.2
ETH zürich		Insert for L Short		DP-FC-016	



Main Unit --> mm
 Second Unit --> [in]

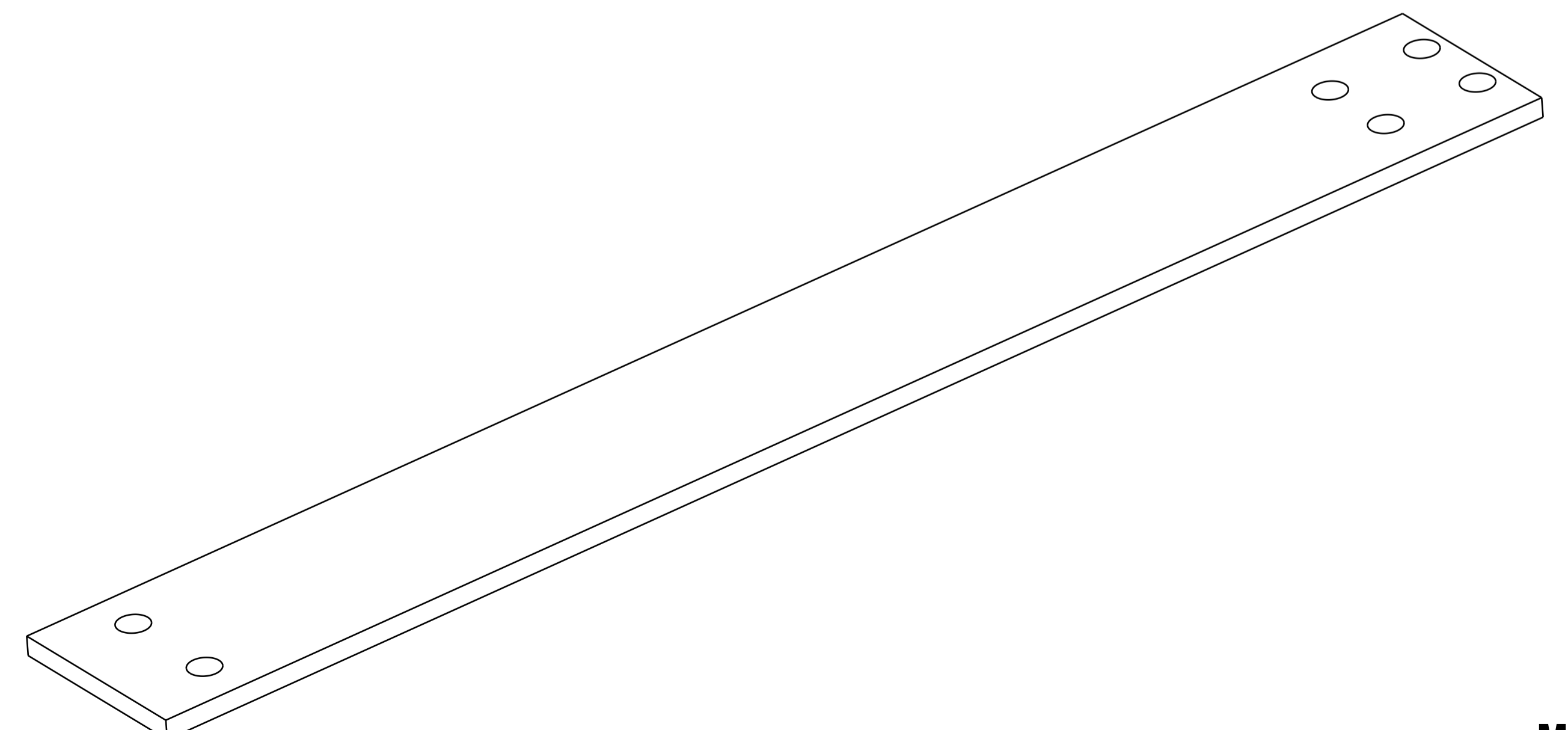
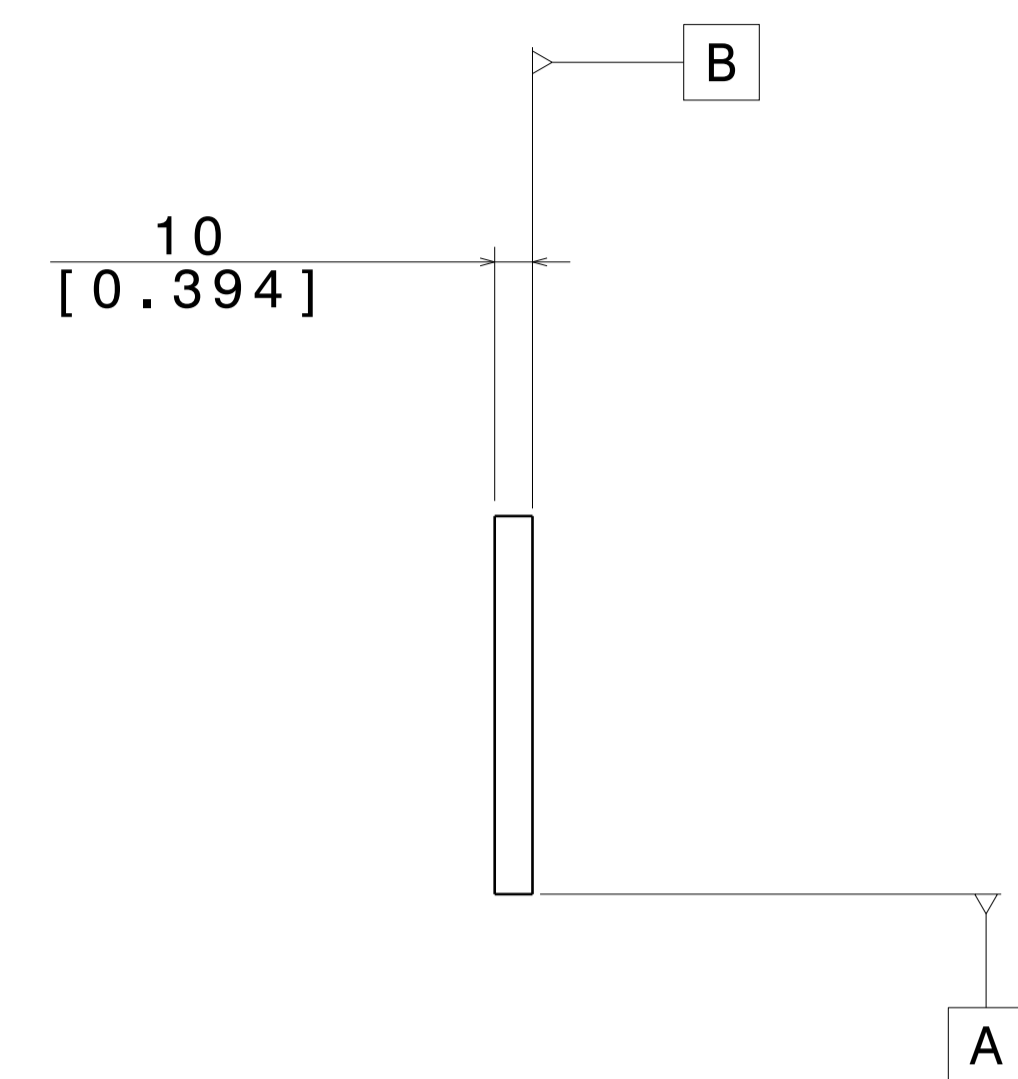
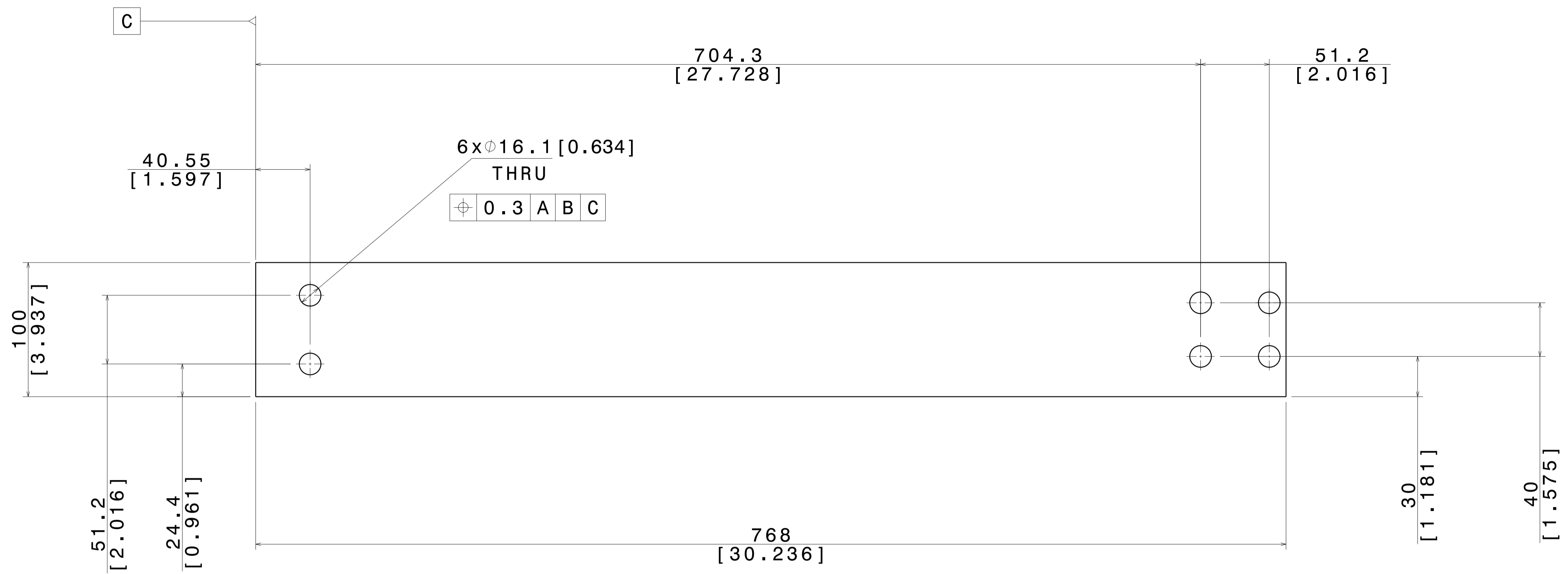
UNLESS OTHERWISE SPECIFIED:
 UNTOLERANCED DIMESNION ARE BASIC
 VALUES QUERIED FROM 3-D DIGITAL
 DATE FILE

0.5 A B C

Pos	Part Name	Part Number	Material	Quantity	Description
16	Insert for L Long	DP-FC-017	G10/FR4	192	NOTES: .625 INCH ROD

Project:	WA105	Scale:	4:1	Tot Pages:	20
Sub-Proj.:	DP Field Cage	Assembly:	Assembly Group Name	Page N°:	17
Created:	29.11.2016 Adamo Gendotti	Dimensions:	From 1 6 30 100 300 1000		
Last Mod.:	DD.MM.YYYY Name	To:	6 30 100 300 1000 2000		
Constructed:	DD.MM.YYYY Name	Tolerance:	±0.1 0.2 0.3 0.4 0.8 1.2		

ETH zürich	Insert for L Long	DP-FC-017
-------------------	-------------------	-----------



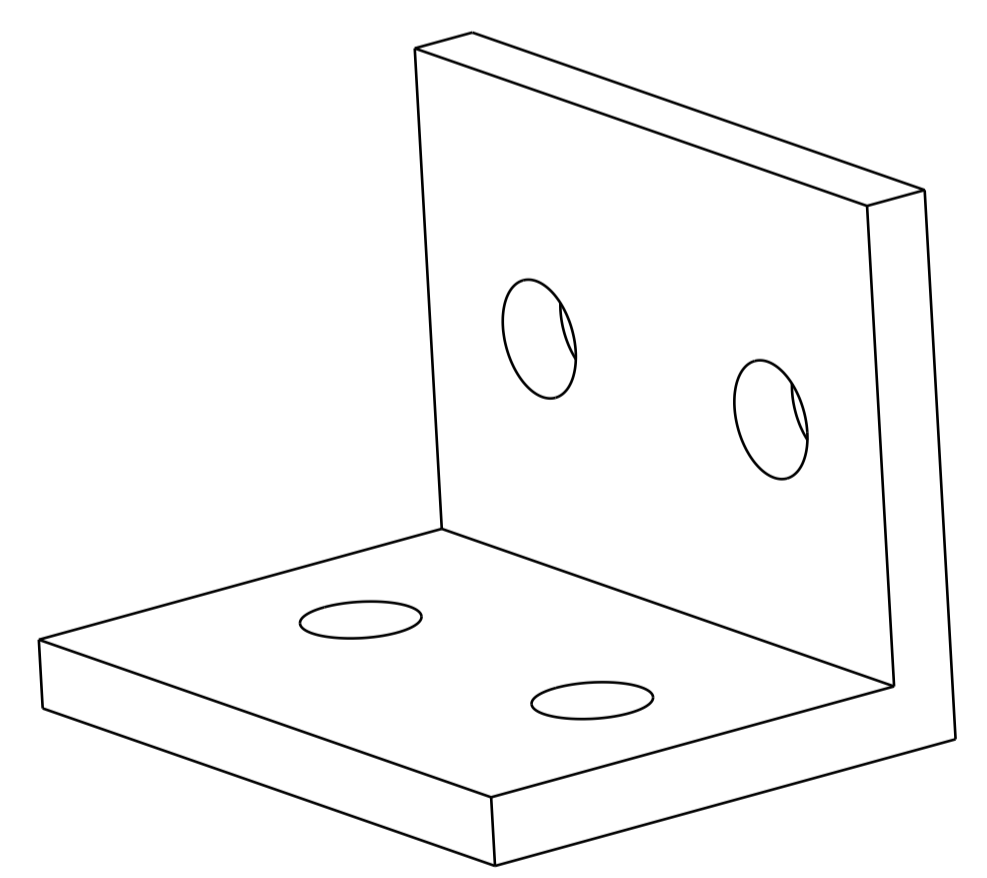
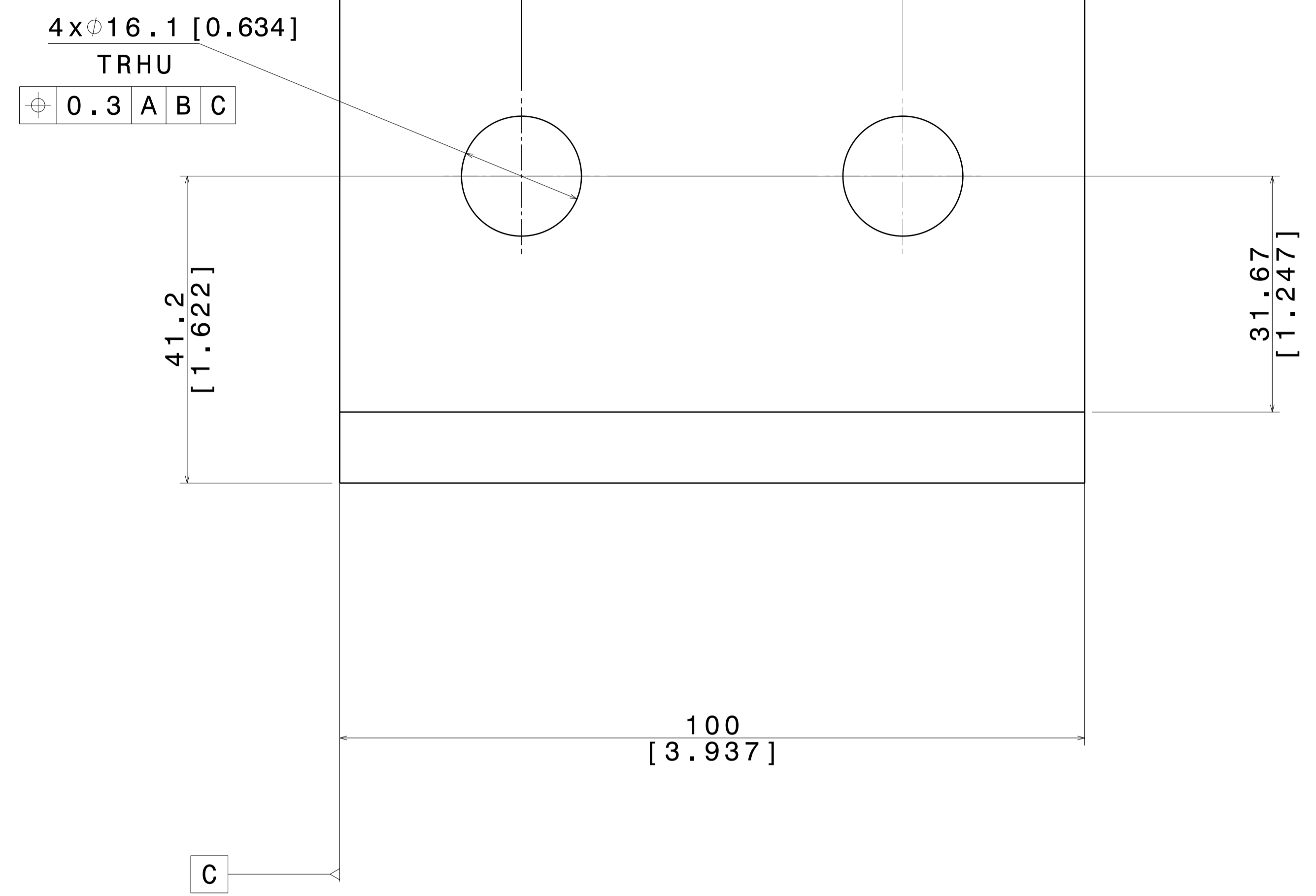
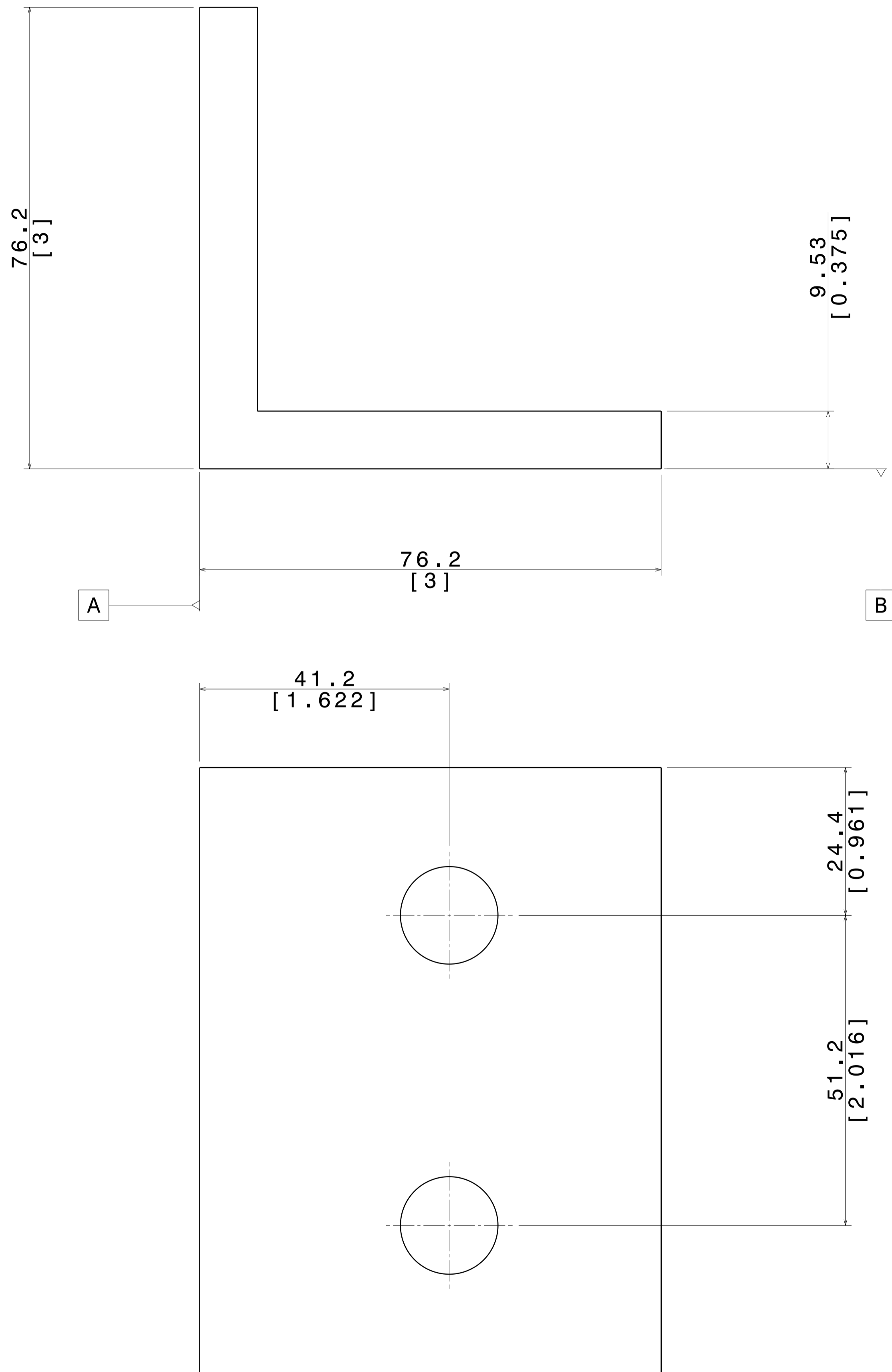
Main Unit --> mm
 Second Unit --> [in]

UNLESS OTHERWISE SPECIFIED:
 UNTOLERANCED DIMENSION ARE BASIC
 VALUES QUERIED FROM 3-D DIGITAL
 DATE FILE

0.5 A B C

Pos	Part Name	Part Number	Material	Quantity	Description
17	Plate for FC Corner	DP-FC-018	G10/FR4	24	

Project:	WA105	Scale:	1:2	Total Pages:	20
Sub-Proj.:	DP Field Cage	Created:	13.12.2016	Page N°:	18
Assembly:	Assembly Group Name	Last Mod.:			
Constructed:	DD.MM.YYYY Name	Dimensions:	From 1 6 30 100 300 1000		
		Tolerance:	±0.1 0.2 0.3 0.5 0.8 1.2		


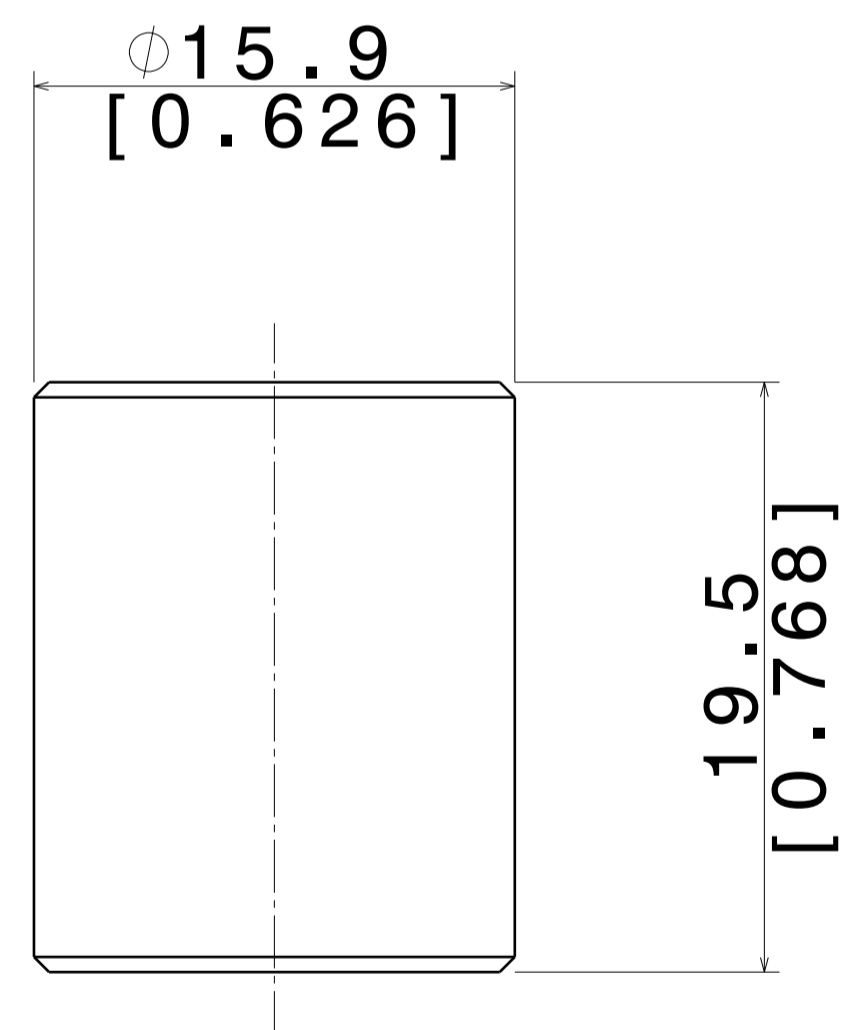
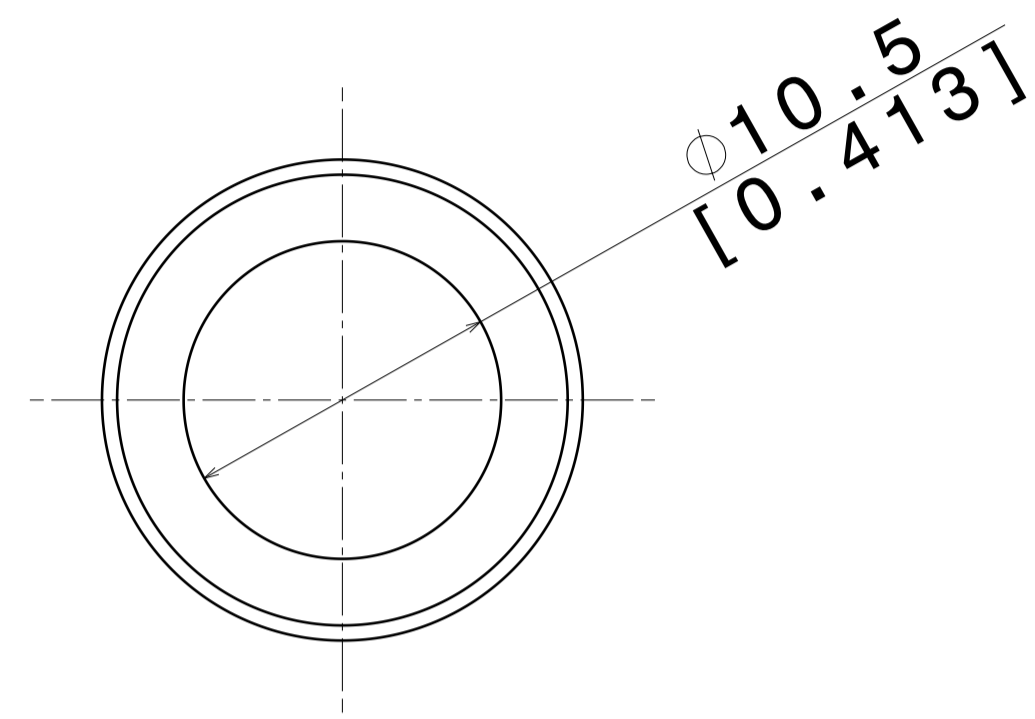


Pos	Part Name	Part Number	Material	Quantity	Description
18	L-Profile for FC Corner	DP-FC-019	FRP	12	NOTES: 1-MATERIAL: 3 INCH x 3 INCH x 1/4 INCH FIBERGLASS FRP ANGLE 2-USE .6350 INCH REAMER

Main Unit --> mm
Second Unit --> [in]

UNLESS OTHERWISE SPECIFIED:
UNTOLERANCED DIMENSION ARE BASIC
VALUES QUERIED FROM 3-D DIGITAL
DATE FILE
⊕ 0.5 [A B C]

Project:	WA105	Scale:	2:1	Tot Pages:	20
Sub-Proj.:	DP Field Cage	Assembly:	Assembly Group Name	Page N°:	19
Created:	13.12.2016	Adamo Gendotti	Dimensions	From	1 4 30 100 300 1000
Last Mod.:			To	6 30 100 300 1000 2000	
Constructed:	DD.MM.YYYY	Name	Tolerance	±0.1 0.2 0.3 0.5 0.8 1.2	
ETH zürich			L-Profile for FC Corner		DP-FC-019



Main Unit --> mm
Second Unit --> [in]

UNLESS OTHERWISE SPECIFIED:
 UNTOLERANCED DIMESNION ARE BASIC
 VALUES QUERIED FROM 3-D DIGITAL
 DATE FILE

0.5 A B C

Pos	Part Name	Part Number	Material	Quantity	Description
19	Insert for FC Corner	DP-FC-020	G10/FR4	48	NOTES: .625 INCH ROD

Project:	WA105	Scale:	4:1	Total Pages:	20
Sub-Proj.:	DP Field Cage	Assembly:	Assembly Group Name	Page N°:	20
Created:	13.12.2016	Adamo Gendotti	Dimensions	From	1 4 30 100 300 1000
Last Mod.:			To	6 30 100 300 1000 2000	
Constructed:	DD.MM.YYYY	Name	Tolerance	±0.1 0.2 0.3 0.5 0.8 1.2	

ETH zürich	Insert for FC Corner	DP-FC-020
-------------------	----------------------	-----------