Hadronic contribution to $(g\text{-}2)_\mu$ from e^+e^- annihilations

Michel Davier, Andreas Hoecker,
Bogdan Malaescu, Zhiqing Zhang

First workshop of the muon g-2 theory initiative
- June 2017 -

Hadronic Vacuum Polarization and Muon $(g-2)_\mu$

Dominant uncertainty for the theoretical prediction: from lowest-order HVP piece
Cannot be calculated from QCD (low mass scale), but one can use experimental data on $e^+e^- \to$hadrons cross section

Born: $\sigma^{(0)}(s) = \sigma(s)\left(\alpha/\alpha(s)\right)^2$

$$12\pi\ \mathrm{Im}\Pi_\gamma(s) = \frac{\sigma^0\ [e^+e^- \to \mathrm{hadrons}\ (\gamma_{FSR})]}{\sigma_{pt}} \equiv R(s)$$

Im[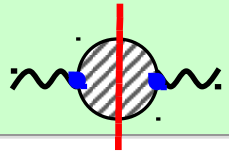] ∝ | 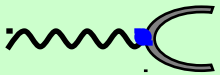 hadrons |²

$$a_\mu^{\mathrm{had}} = \frac{\alpha^2}{3\pi^2}\int_{4m_\pi^2}^{\infty} ds\ \frac{K(s)}{s}\ R(s)$$

Dispersion relation

Bouchiat and Michel, 1961

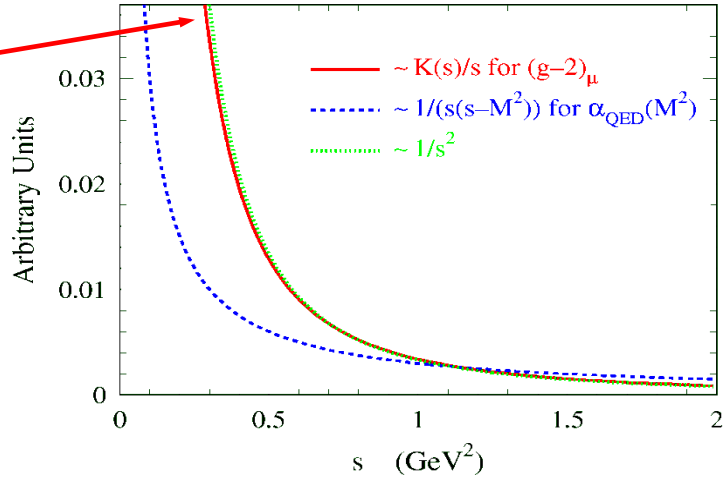

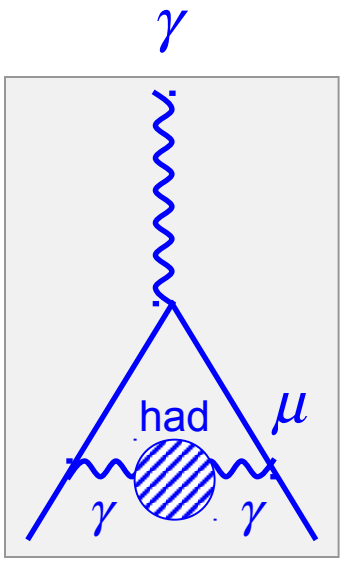

→ Precise $\sigma(e^+e^- \to$hadrons) measurements at low energy are very important

Outlook

- Data on $e^+e^- \rightarrow$ hadrons
- Combination of all e^+e^- data (HVPTools)
- Results on a_μ
- Discussion and conclusions

HVP: Low-energy data on $e^+e^- \to$ hadrons

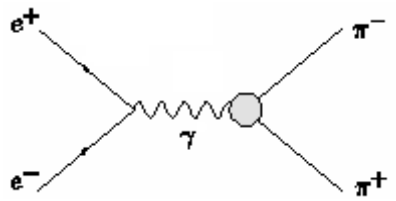

√s scan + radiative corrections: CMD-2&3, SND, BES etc.

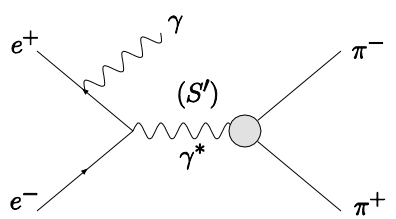

KLOE (08&10) + μμ (12) (ISR)

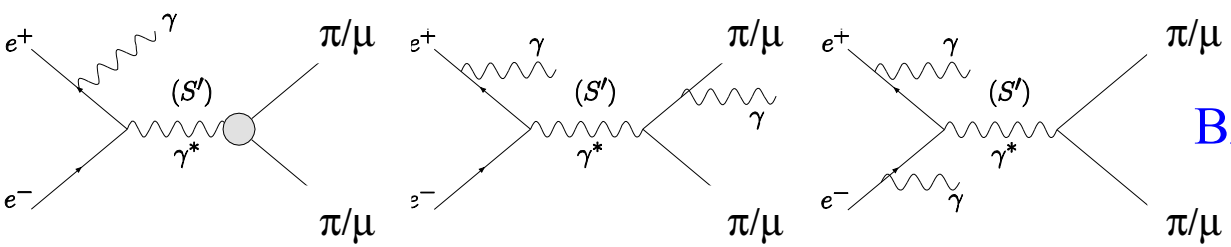

BABAR (09) (ISR + Add. rad.)

Need: $e^+e^- \to$ hadrons bare (no VP) cross section

→ in addition to the dominant ππ channel, need to account for KK, $\pi^0\gamma$, ηγ + channels with higher multiplicities

→ need to combine measurements in each channel & sum channels

→ Do not use hadronic τ decays data (less precise + theory uncertainties)

Combination for the $e^+e^- \to \pi^+\pi^-$ channel (2011)

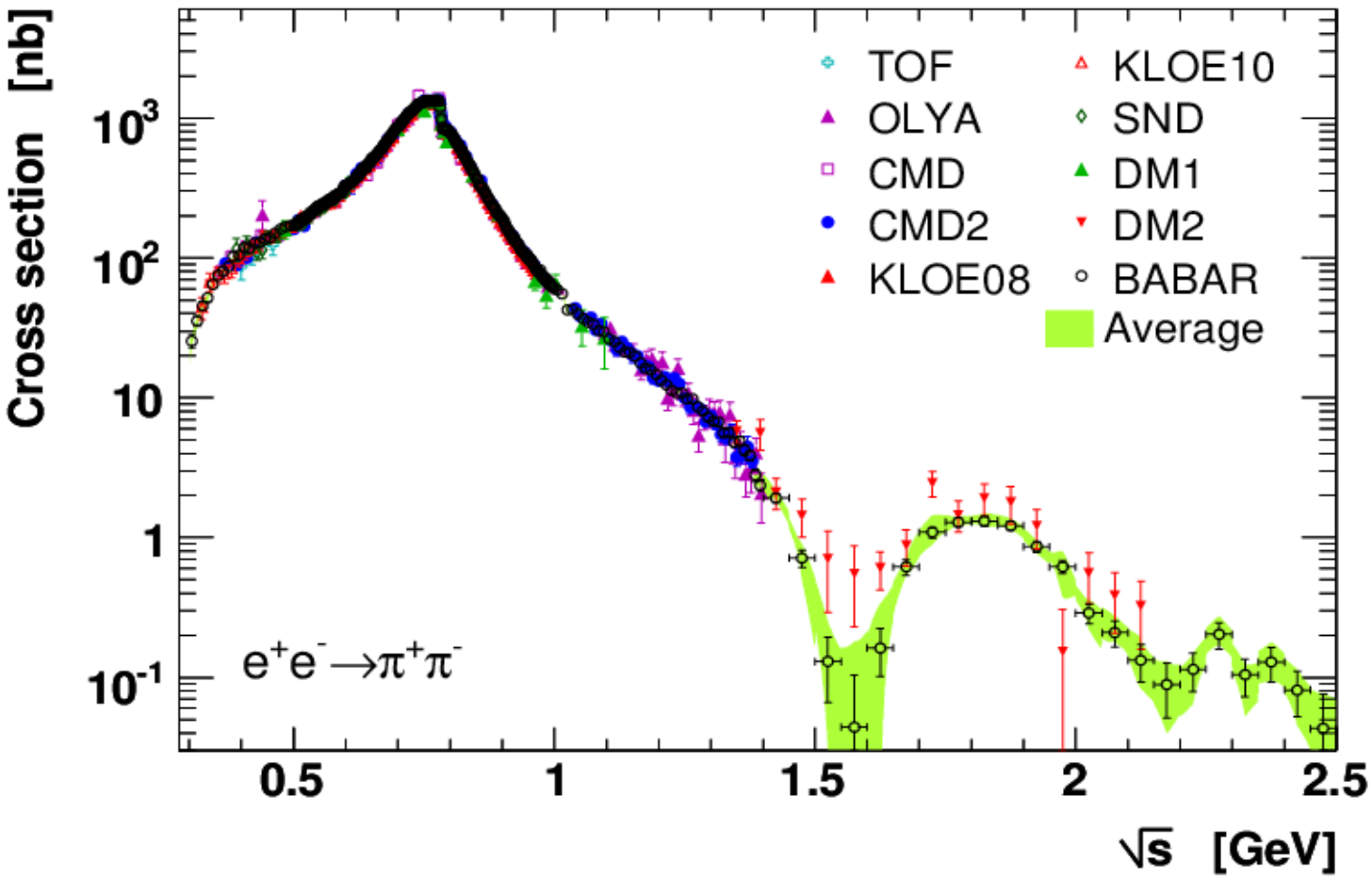

arXiv: 1010.4180 (EPJ C) Davier-Hoecker-BM-Zhang

Improved procedure and software (HVPTools) for combining cross section data with arbitrary point spacing/binning

Combine Cross Section Data: goal and requirements

→ Goal: combine experimental spectra with arbitrary point spacing / binning

→ Requirements:

- Properly propagate uncertainties and correlations

- Between measurements (data points/bins) of a given experiment (covariance matrices and/or detailed split of uncertainties in sub-components)
- Between experiments (common systematic uncertainties, e.g. VP) – based on detailed information provided in publications
- Between different channels – motivated by understanding of the meaning of systematic uncertainties and identifying the common ones:

BABAR luminosity (ISR or BhaBha), efficiencies (photon, Ks, Kl, modeling);
BABAR radiative corrections; $4\pi 2\pi^0 - \eta\omega$
CMD2 $\eta\gamma - \pi^0\gamma$; CMD2/3 luminosity; SND luminosity;
FSR; hadronic VP (old experiments)

- Minimize biases

- Optimize g-2 integral uncertainty

Combination procedure implemented in HVPTools software

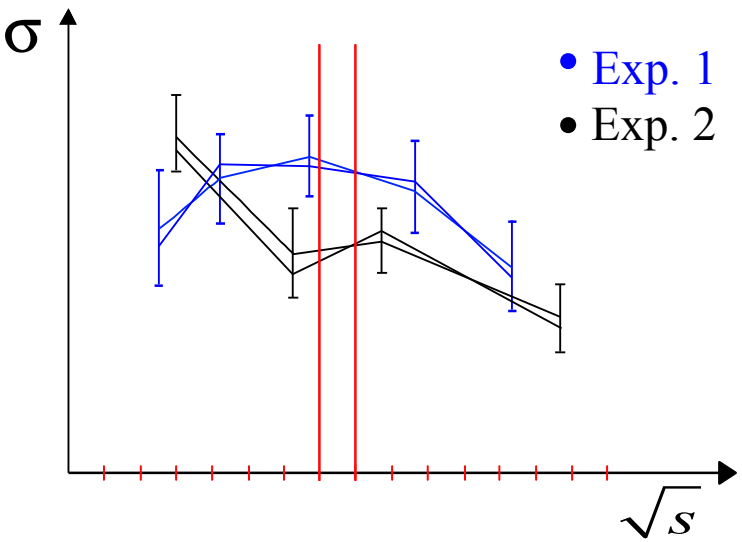

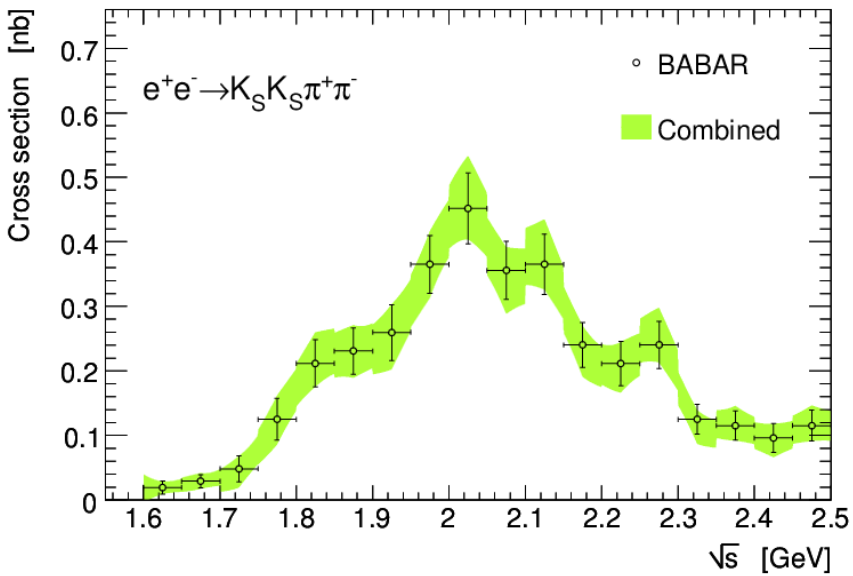

→ Define a (fine) final binning (to be filled and used for integrals etc.)

→ Linear/quadratic splines to interpolate between the points/bins of each experiment
- for binned measurements: preserve integral inside each bin

→ Fluctuate data points taking into account correlations and re-do the splines for each (pseudo-)experiment
- each uncertainty fluctuated coherently for all the points/bins that it impacts
- eigenvector decomposition for (statistical) covariance matrices

Combination procedure implemented in HVPTools software

For each final bin:

→ Compute an average value for each measurement and its uncertainty

→ Compute correlation matrix between experiments

→ Minimize χ^2 and get average coefficients

→ Compute average between experiments and its uncertainty

Evaluation of integrals and propagation of uncertainties:

→ Integral(s) evaluated for nominal result and for each set of toy pseudo-experiments; uncertainty of integrals from RMS of results for all toys

→ Uncertainties also propagated through $\pm 1\sigma$ shifts of each uncertainty:
- allows to account for correlations between different channels (for integrals and spectra)

→ Checked consistency between the two approaches, for a given channel

Combination procedure: weights of various measurements

For each final bin:
→ Minimize χ^2 and get average coefficients

Note: average weights must account for bin sizes / point spacing of measurements (do not over-estimate the weight of experiments with large bins) → weights in fine bins evaluated using a common (large) binning for measurements + interpolation → compare the precisions on the same footing

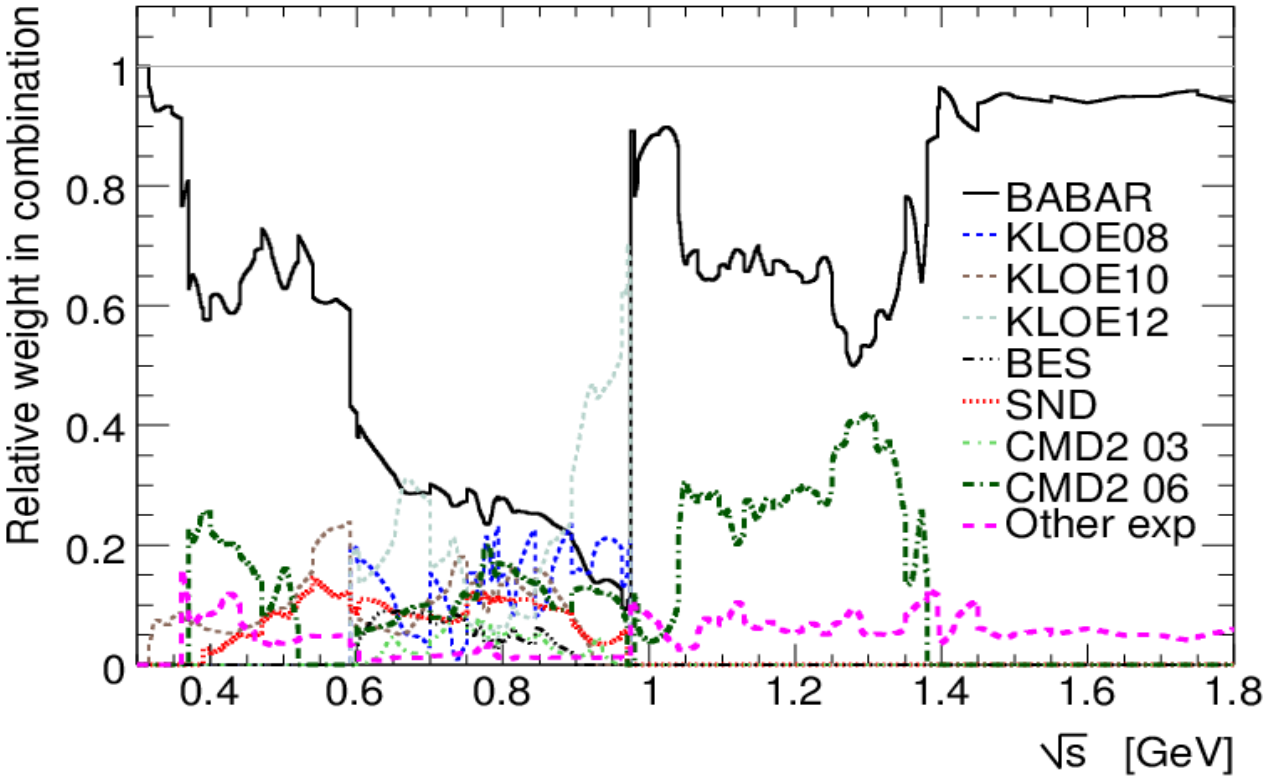

→ Bins used by KLOE larger than the ones by BABAR in ρ-ω interference region (factor ~3)

→ Average dominated by BaBar and KLOE, BaBar covering full range

Combination procedure: compatibility between measurements

For each final bin:

→ χ^2/ndof: test locally the level of agreement between input measurements

→ Conservatively scale uncertainties in bins where χ^2/ndof > 1 (PDG)

→ Observed tension between BABAR and KLOE measurements

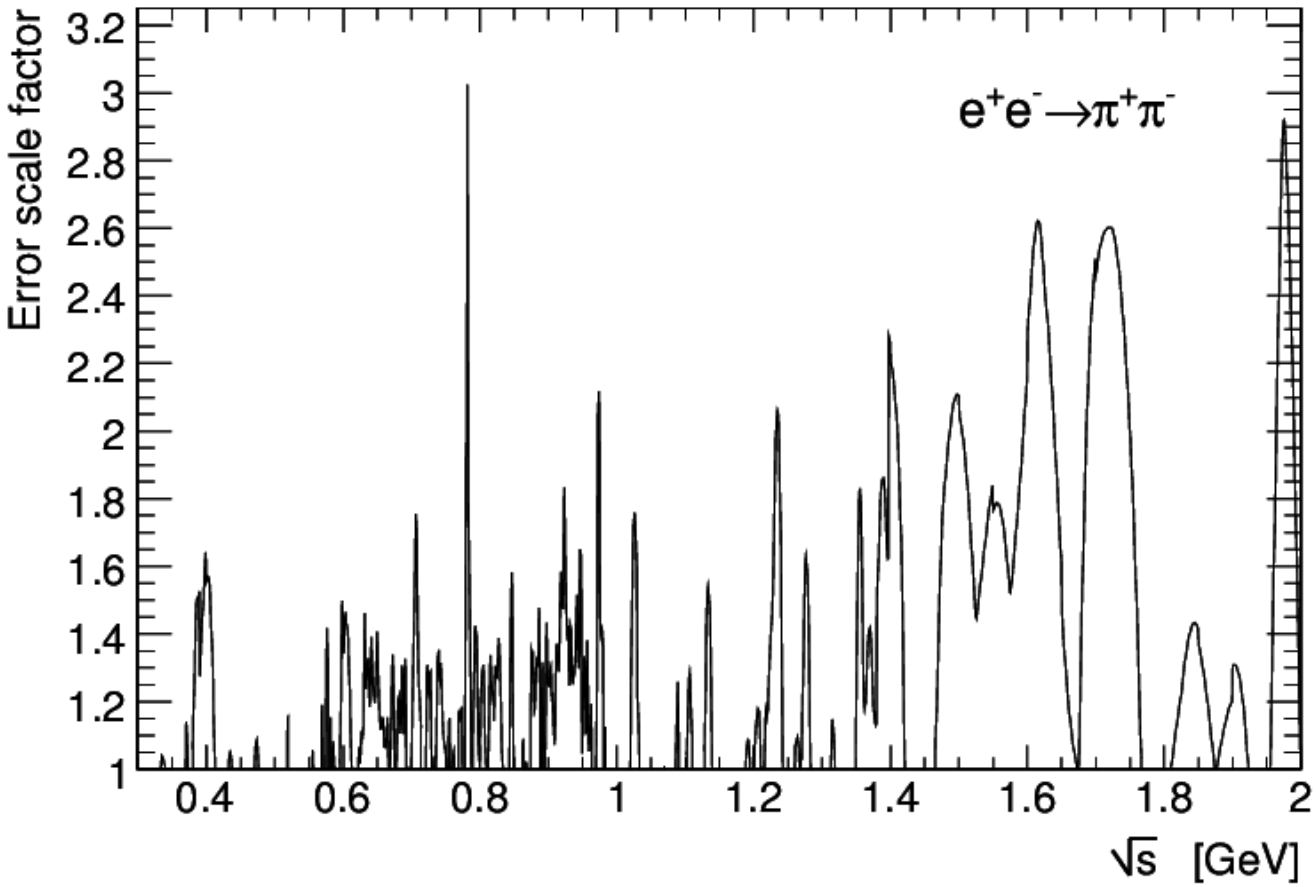

Combination for the $e^+e^- \to \pi^+\pi^-$ channel

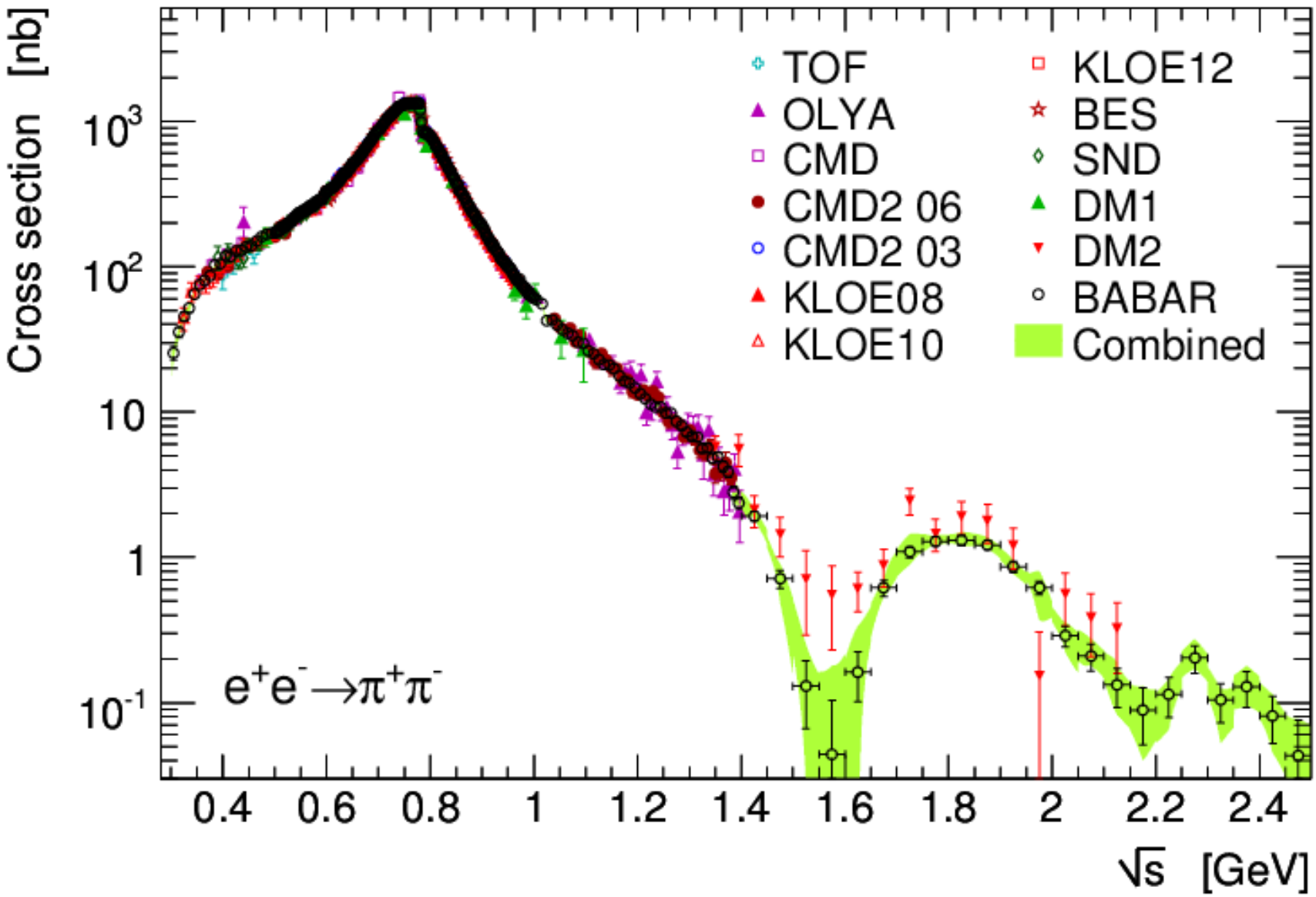

Combination for the $e^+e^- \to \pi^+\pi^-$ channel

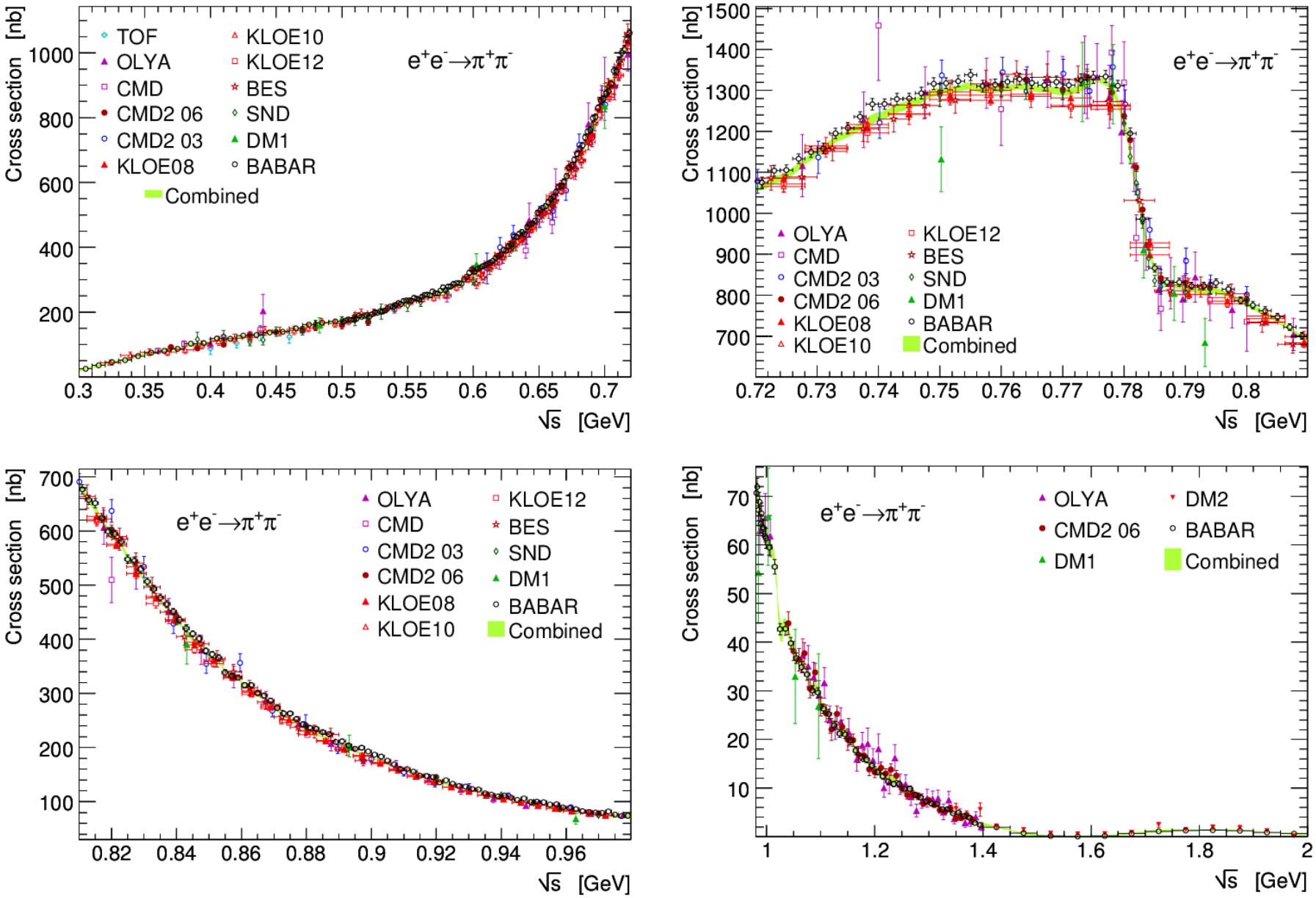

Combination for the $e^+e^- \to \pi^+\pi^-$ channel

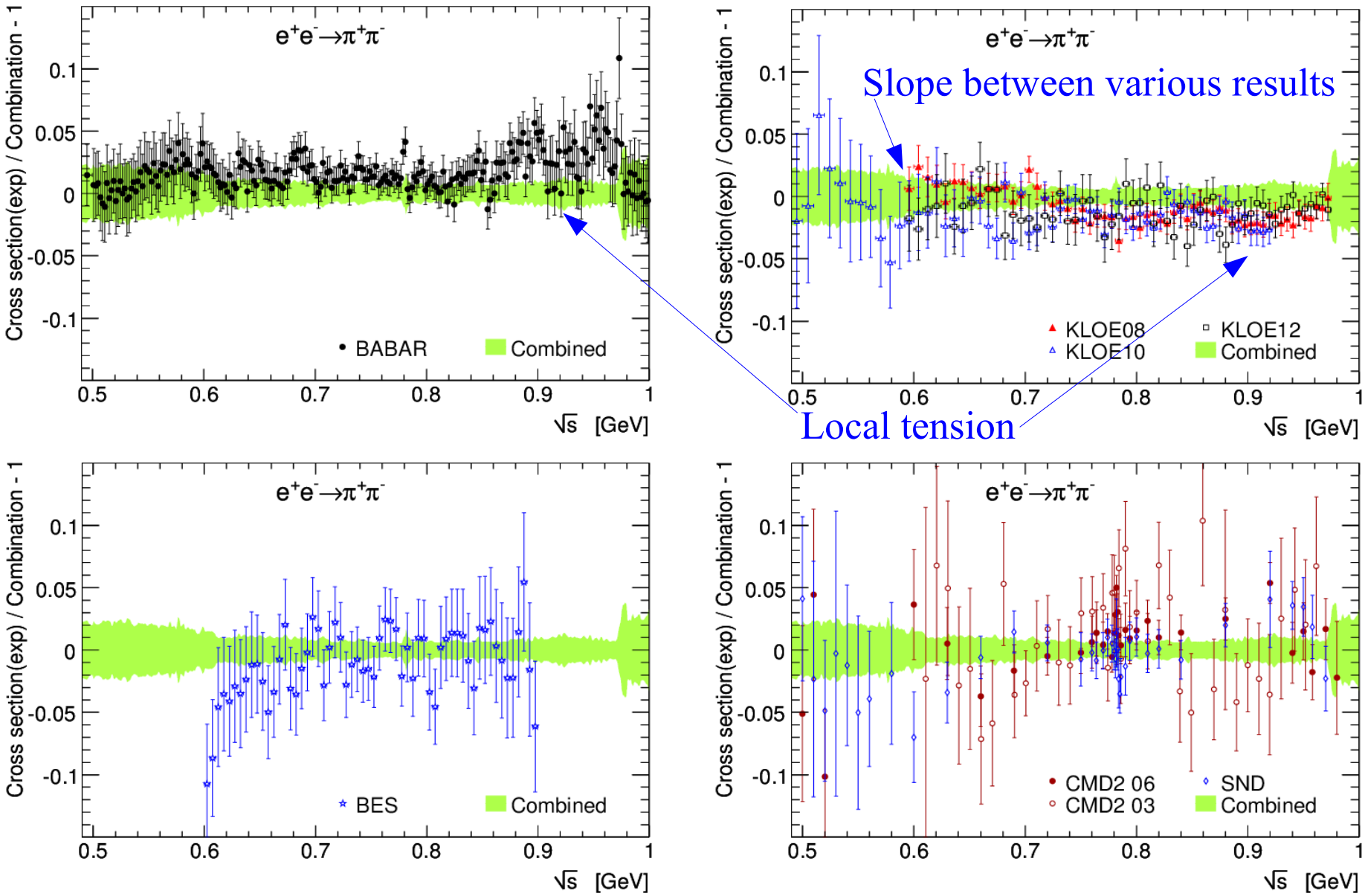

$a_\mu^{\pi\pi}$ contribution

→ Closure test of the combination method:

- replace all central values of the measured cross sections by predictions from of a Gounaris-Sakurai model (keeping uncertainties unchanged)
- perform combination and integration procedure
- compare integration result with expectation from integral of the model

→ Bias ~ $0.1 \cdot 10^{-10}$ when using linear interpolation

→ Negligible bias for quadratic interpolation

→ Updated result:

507.0 ± 1.1 (stat.) ± 2.2 (uncorrelated syst.) ± 0.8 (correlated syst.) $[10^{-10}]$

(after uncertainty enhancement by 14% caused by the tension between inputs)

Total uncertainty: 5.9 (2003) → 2.8 (2011) → 2.6 (2017)

Combination for the $e^+e^- \to \pi^+\pi^-\pi^0$ channel

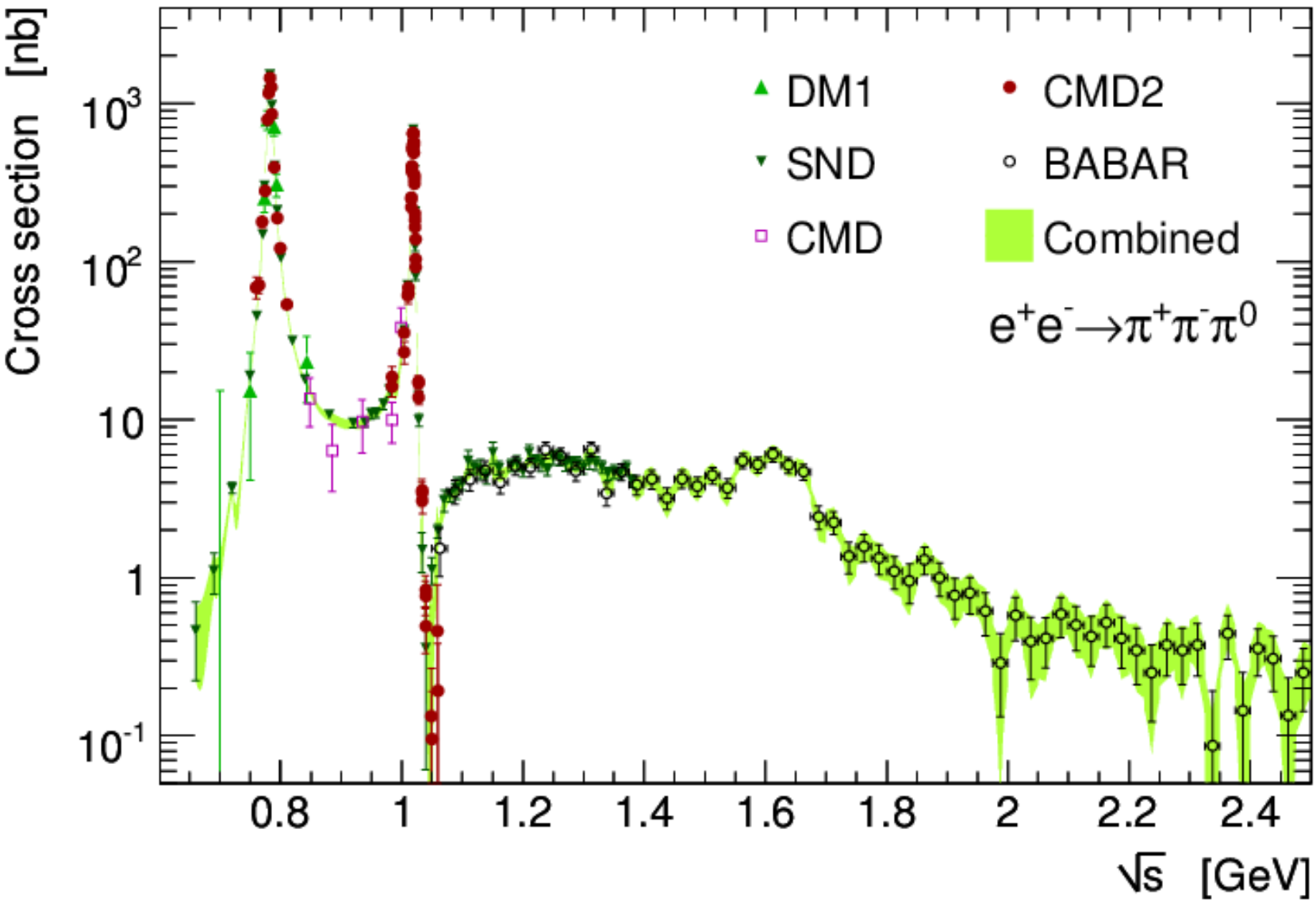

Combination for the $e^+e^- \to K^+K^-$, $K_S K_L$ channels

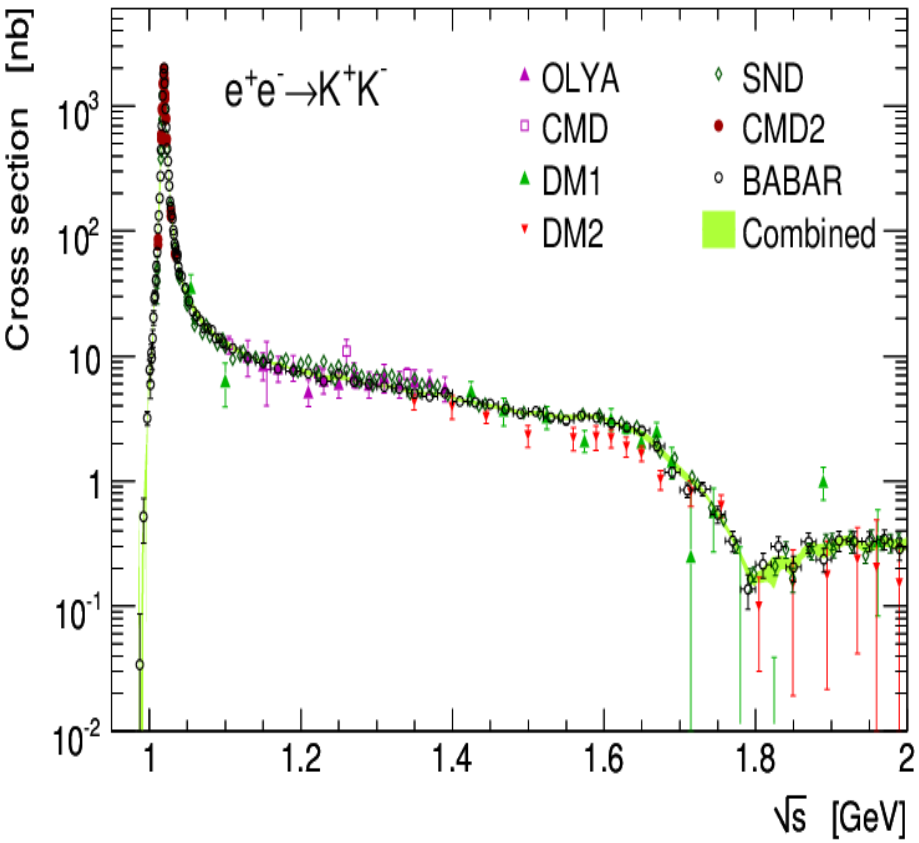

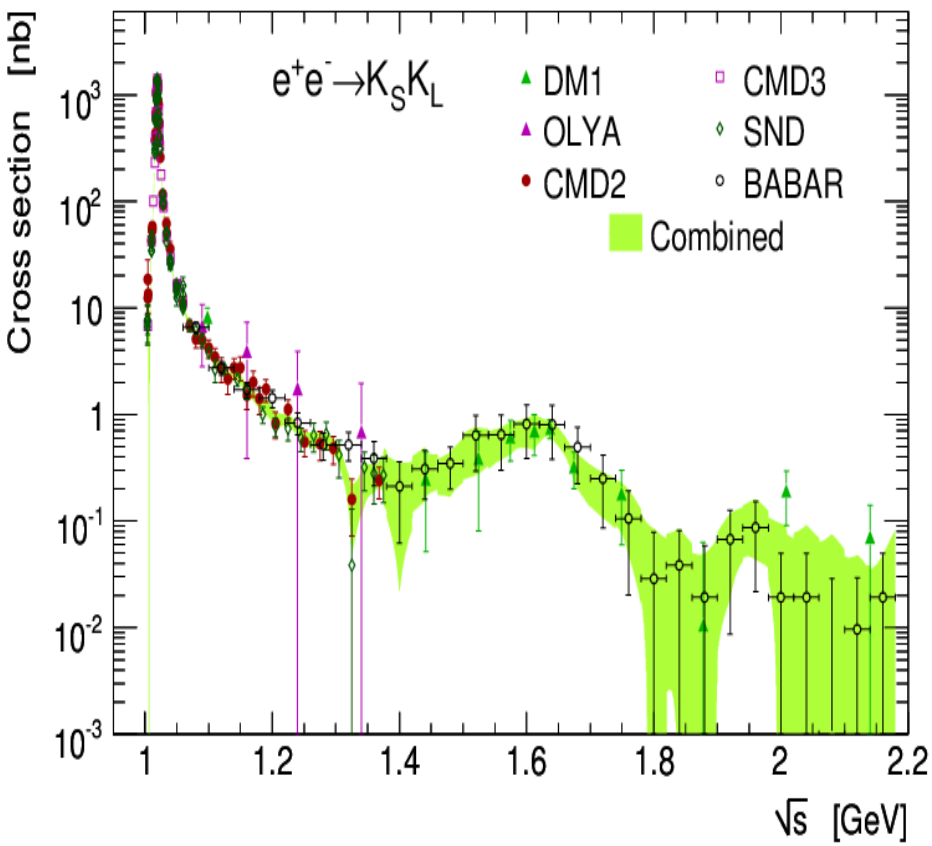

$e^+e^- \to \pi^+\pi^-\pi^+\pi^-$, $e^+e^- \to \pi^+\pi^-\pi^0\pi^0$

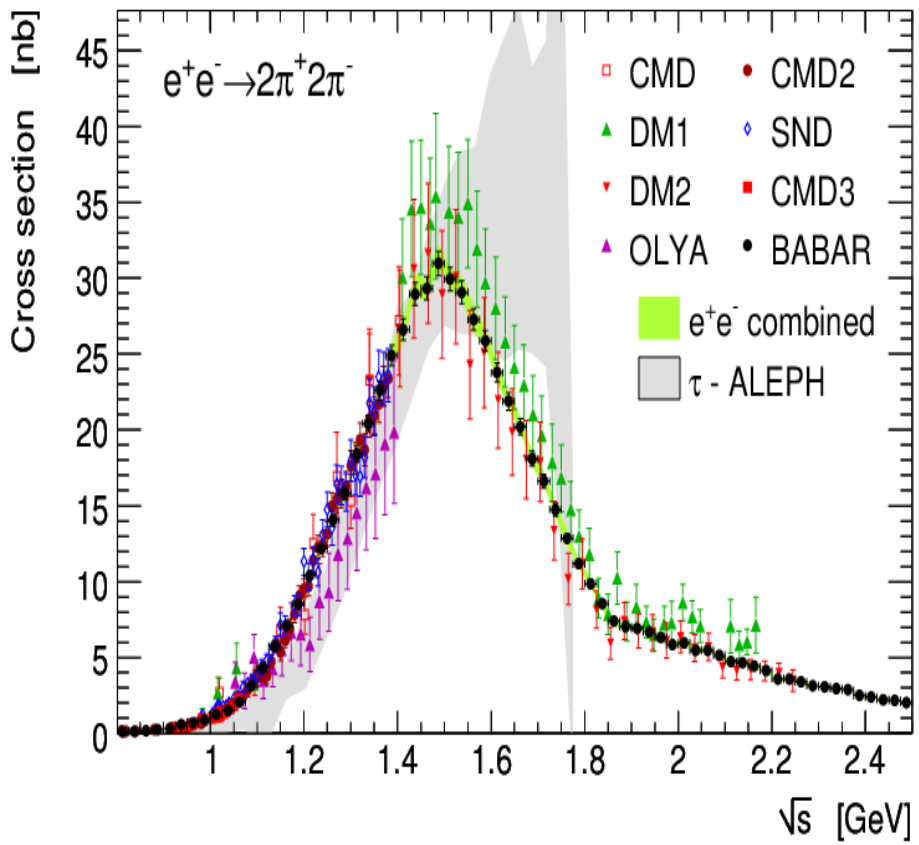

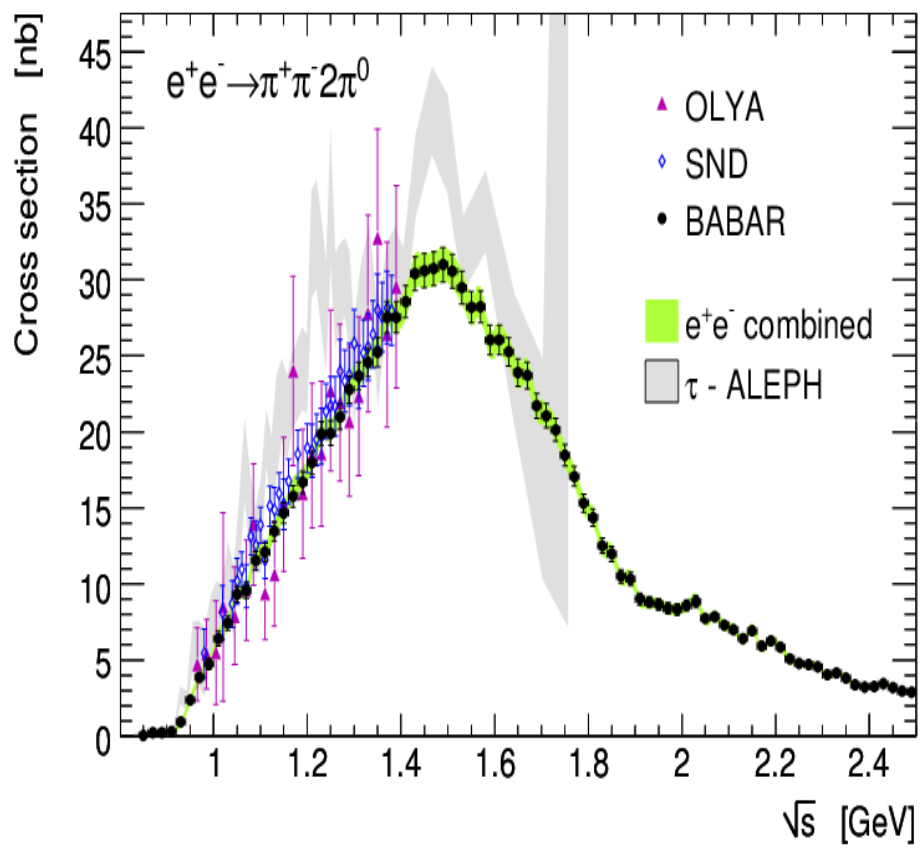

→ Essentially normalization differences w.r.t. τ data:
cross-checks very desirable

Combination for the $e^+e^- \to KK\pi$ and $KK2\pi$ channels

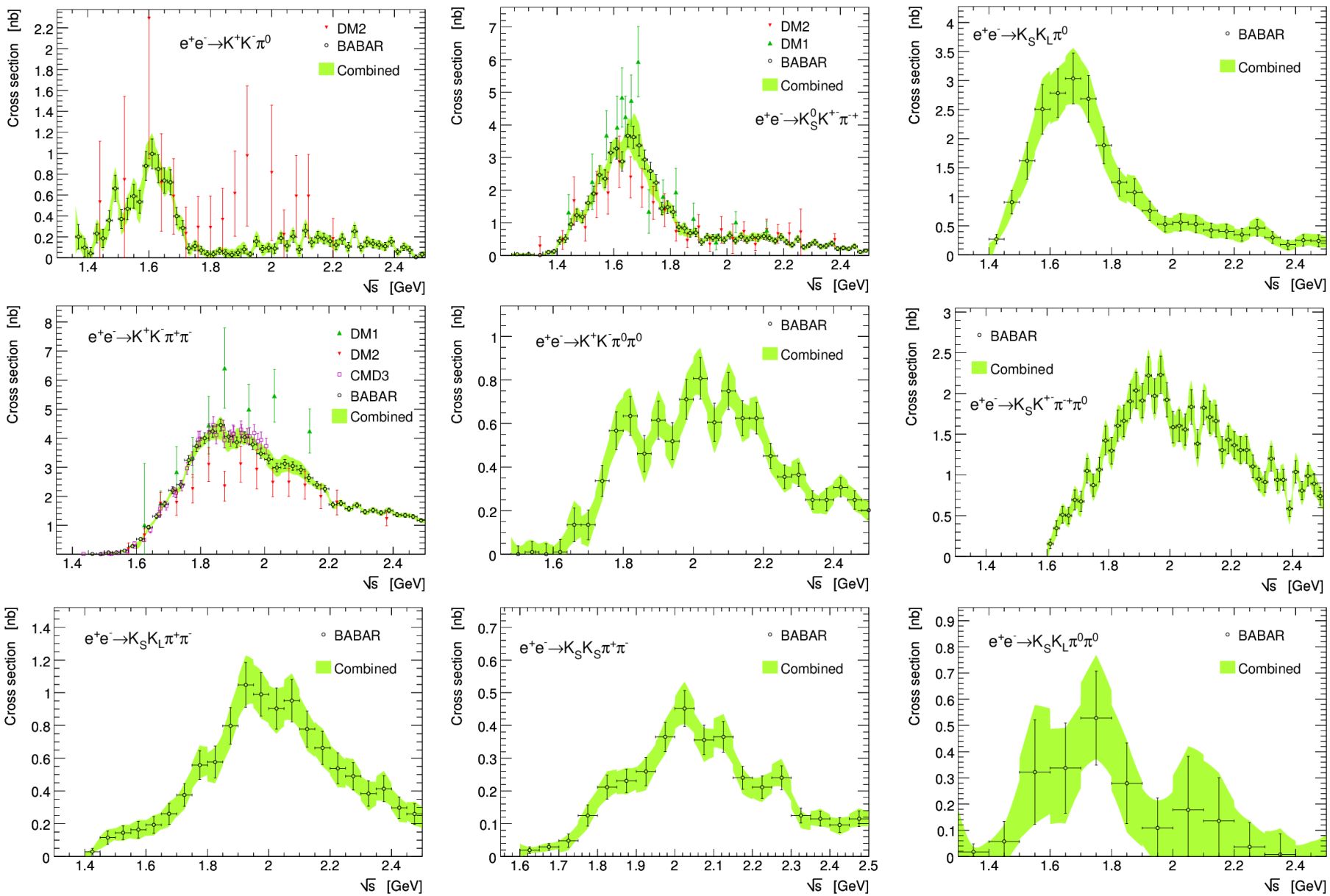

Contributions from the 1.8 – 3.7 GeV region

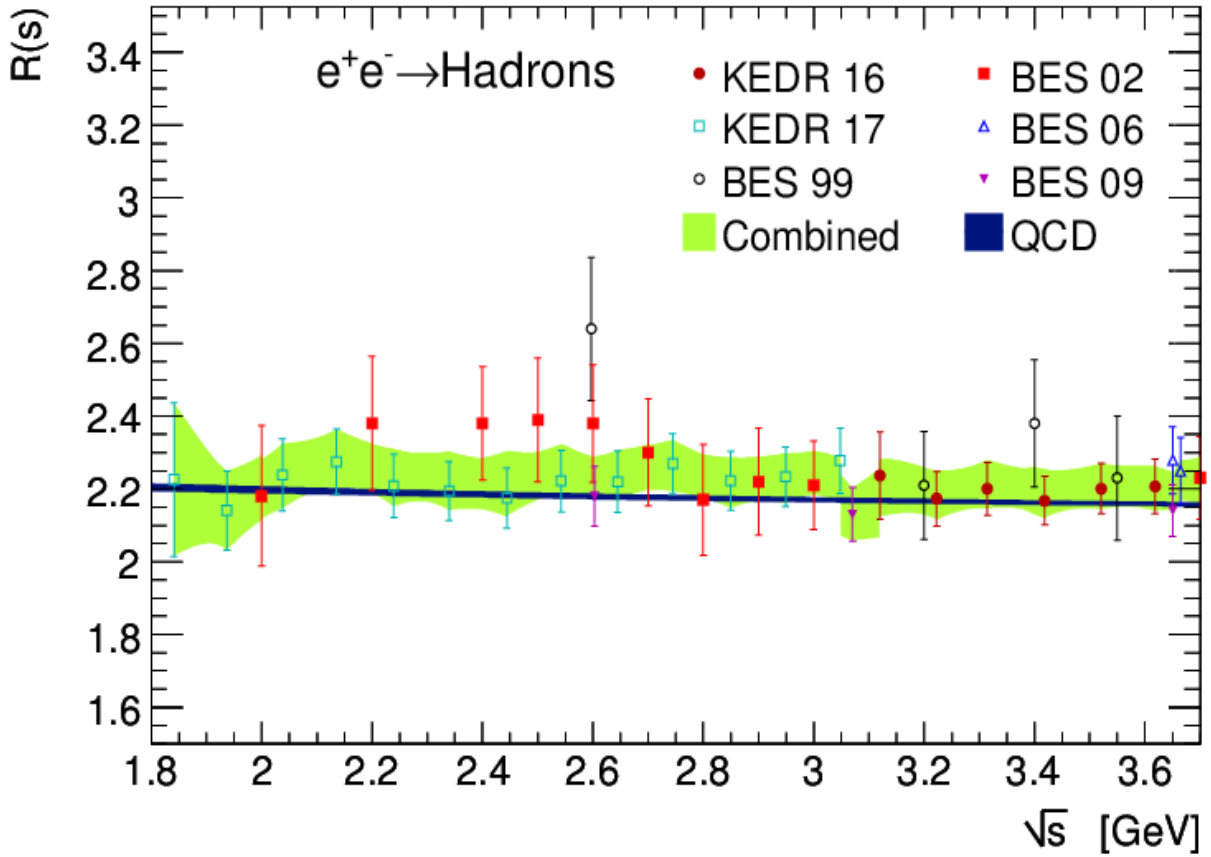

→ Contribution evaluated from pQCD (4 loops) + $O(\alpha_s^2)$ quark mass corrections

→ Uncertainties: α_s, truncation of perturbative series, CIPT/FOPT, m_q

→ 1.8-2.0 GeV: 7.71±0.37(data); 8.30±0.09(QCD); added syst. 0.59 [10^{-10}]

→ 2.0-3.7 GeV: 25.82±0.61(data); 25.15 ± 0.19(QCD); agreement within 1σ

Contributions from the charm resonance region

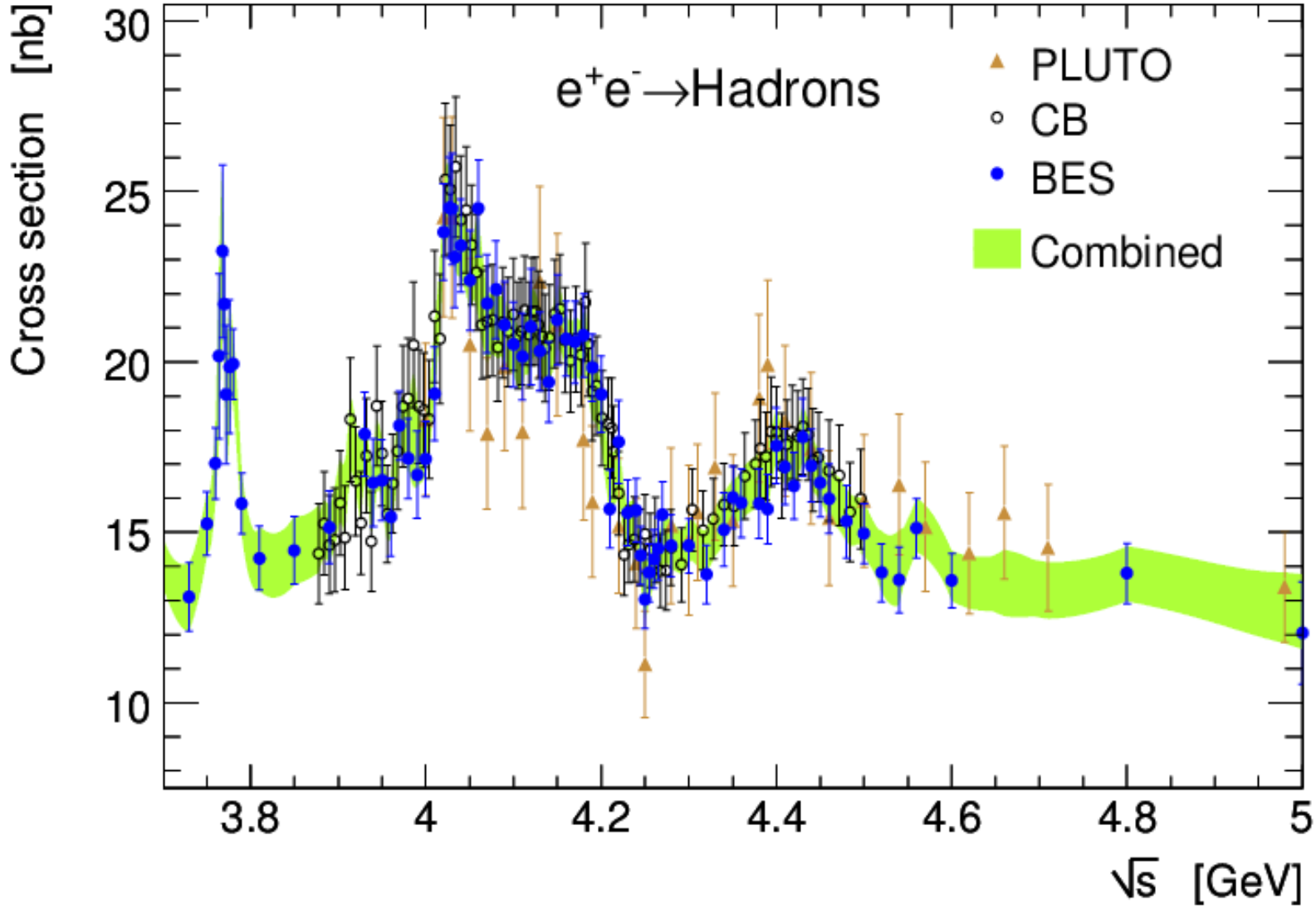

$R_{e+e-} \rightarrow$ Hadrons

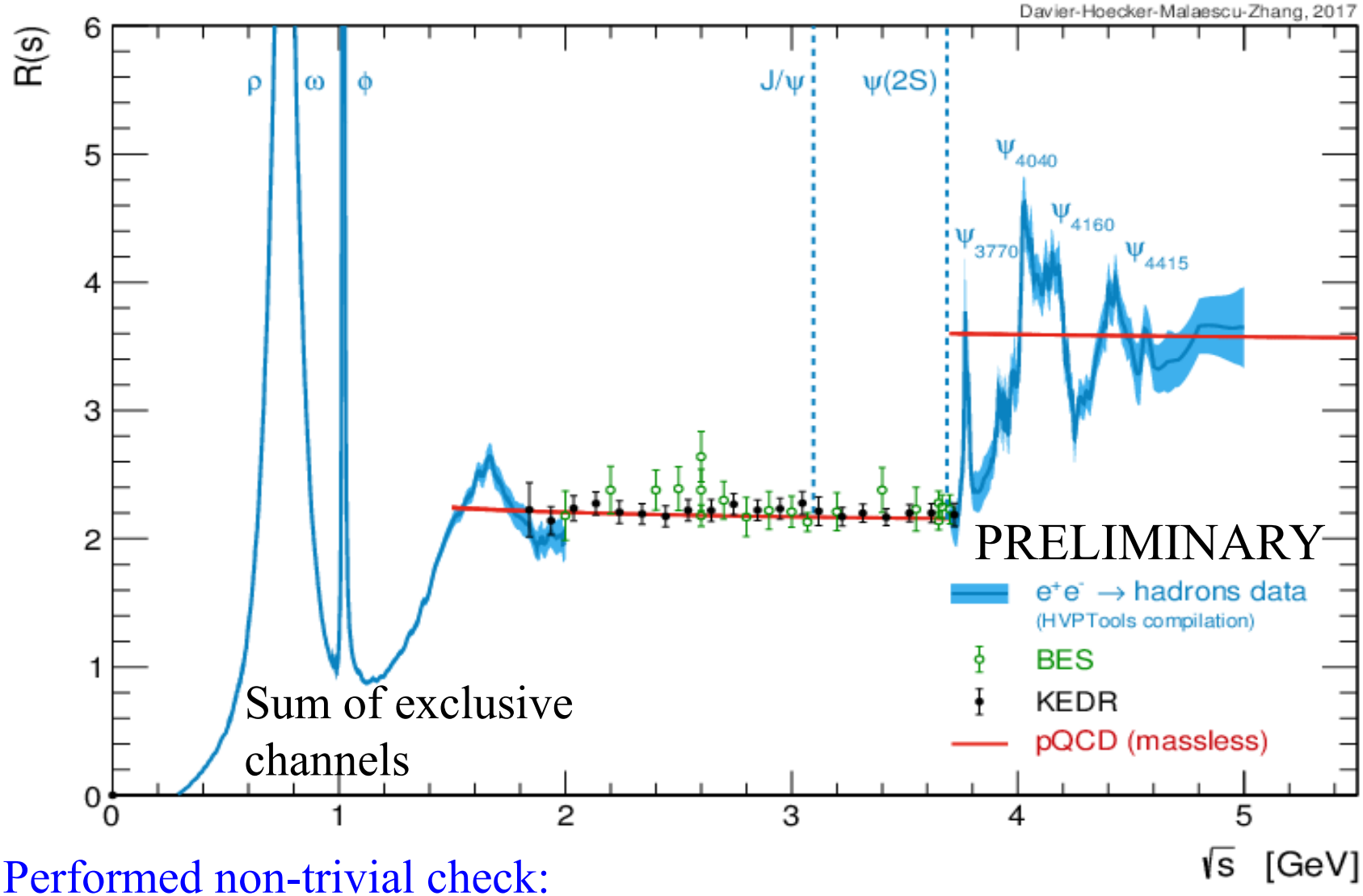

→ Performed non-trivial check:

a_μ from sum of individual channels and from Ree integral < 1.8 GeV

a_μ contributions and sum

Channel	$a_\mu^{\mathrm{had,LO}}$ $[10^{-10}]$
$\pi^0\gamma$	$4.29 \pm 0.06 \pm 0.04 \pm 0.07$
$\eta\gamma$	$0.65 \pm 0.02 \pm 0.01 \pm 0.01$
$\pi^+\pi^-$	$506.97 \pm 1.10 \pm 2.18 \pm 0.75$
$\pi^+\pi^-\pi^0$	$46.20 \pm 0.40 \pm 1.10 \pm 0.86$
$2\pi^+2\pi^-$	$13.68 \pm 0.03 \pm 0.27 \pm 0.14$
$\pi^+\pi^-2\pi^0$	$18.03 \pm 0.06 \pm 0.48 \pm 0.26$
$2\pi^+2\pi^-\pi^0$ (η excl.)	$0.69 \pm 0.04 \pm 0.06 \pm 0.03$
$\pi^+\pi^-3\pi^0$ (η excl., isospin)	$0.35 \pm 0.02 \pm 0.03 \pm 0.01$
$3\pi^+3\pi^-$	$0.11 \pm 0.00 \pm 0.01 \pm 0.00$
$2\pi^+2\pi^-2\pi^0$ (η excl.)	$0.72 \pm 0.06 \pm 0.07 \pm 0.14$
$\pi^+\pi^-4\pi^0$ (η excl., isospin)	$0.11 \pm 0.01 \pm 0.11 \pm 0.00$
$\eta\pi^+\pi^-$	$1.18 \pm 0.03 \pm 0.06 \pm 0.02$
$\eta\omega$	$0.30 \pm 0.03 \pm 0.03 \pm 0.01$
$\eta\pi^+\pi^-\pi^0$ (non-ω)	$0.14 \pm 0.01 \pm 0.16 \pm 0.03$
$\eta 2\pi^+2\pi^-$	$0.02 \pm 0.01 \pm 0.00 \pm 0.00$
$\eta\pi^+\pi^-2\pi^0$	$0.02 \pm 0.01 \pm 0.01 \pm 0.00$
$\omega\pi^0$ ($\omega \to \pi^0\gamma$)	$0.94 \pm 0.01 \pm 0.02 \pm 0.02$
$\omega(\pi\pi)^0$ ($\omega \to \pi^0\gamma$)	$0.08 \pm 0.00 \pm 0.01 \pm 0.00$
ω (non-$3\pi, \pi\gamma, \eta\gamma$)	$0.36 \pm 0.00 \pm 0.01 \pm 0.00$
K^+K^-	$22.81 \pm 0.24 \pm 0.28 \pm 0.17$
K_SK_L	$12.82 \pm 0.06 \pm 0.18 \pm 0.15$
ϕ (non-$K\overline{K}, 3\pi, \pi\gamma, \eta\gamma$)	$0.05 \pm 0.00 \pm 0.00 \pm 0.00$
$K\overline{K}\pi$	$2.45 \pm 0.06 \pm 0.12 \pm 0.07$
$K\overline{K}2\pi$	$0.85 \pm 0.02 \pm 0.05 \pm 0.01$
$K\overline{K}3\pi$ (estimate)	$-0.03 \pm 0.01 \pm 0.02 \pm 0.00$
$\eta\phi$	$0.36 \pm 0.02 \pm 0.02 \pm 0.01$
$\eta K\overline{K}$ (non-ϕ)	$0.01 \pm 0.01 \pm 0.01 \pm 0.00$
$\omega K\overline{K}$ ($\omega \to \pi^0\gamma$)	$0.01 \pm 0.00 \pm 0.00 \pm 0.00$
$\omega\eta\pi^0$	$0.06 \pm 0.04 \pm 0.00 \pm 0.00$

J/ψ (BW integral)	6.28 ± 0.07
$\psi(2S)$ (BW integral)	1.57 ± 0.03
R_{data} [3.7–5.0 GeV]	$7.29 \pm 0.05 \pm 0.30 \pm 0.00$
R_{QCD} $[1.8\text{–}3.7\ \mathrm{GeV}]_{uds}$	$33.45 \pm 0.28 \pm 0.59_{\mathrm{dual}}$
R_{QCD} $[5.0\text{–}9.3\ \mathrm{GeV}]_{udsc}$	6.86 ± 0.04
R_{QCD} $[9.3\text{–}12.0\ \mathrm{GeV}]_{udscb}$	1.21 ± 0.01
R_{QCD} $[12.0\text{–}40.0\ \mathrm{GeV}]_{udscb}$	1.64 ± 0.00
R_{QCD} $[> 40.0\ \mathrm{GeV}]_{udscb}$	0.16 ± 0.00
R_{QCD} $[> 40.0\ \mathrm{GeV}]_{t}$	0.00 ± 0.00
Sum	$692.7 \pm 1.2 \pm 2.6 \pm 1.7 \pm 0.1_{\psi} \pm 0.7_{\mathrm{QCD}}$

→ Included 39 channels
(22 in previous update)

→ Precision improved by 21%

→ Only 0.10 ± 0.03% in missing (estimated) channels

Status of a_μ

- Including latest results on e+e– → hadrons in the combination
+ latest QED calculation (Kinoshita et al.) yields

$a_\mu^{SM}[e+e-] = (11\ 659\ 181.8 \pm 3.4 \pm 2.6 \pm 0.2)\ 10^{-10}$

HVP LBL EW (±4.3)

- E-821 updated result (11 659 209.1 ±6.3) 10^{-10}

- Deviation (27.3 ± 7.6) 10^{-10}
(3.6 σ)

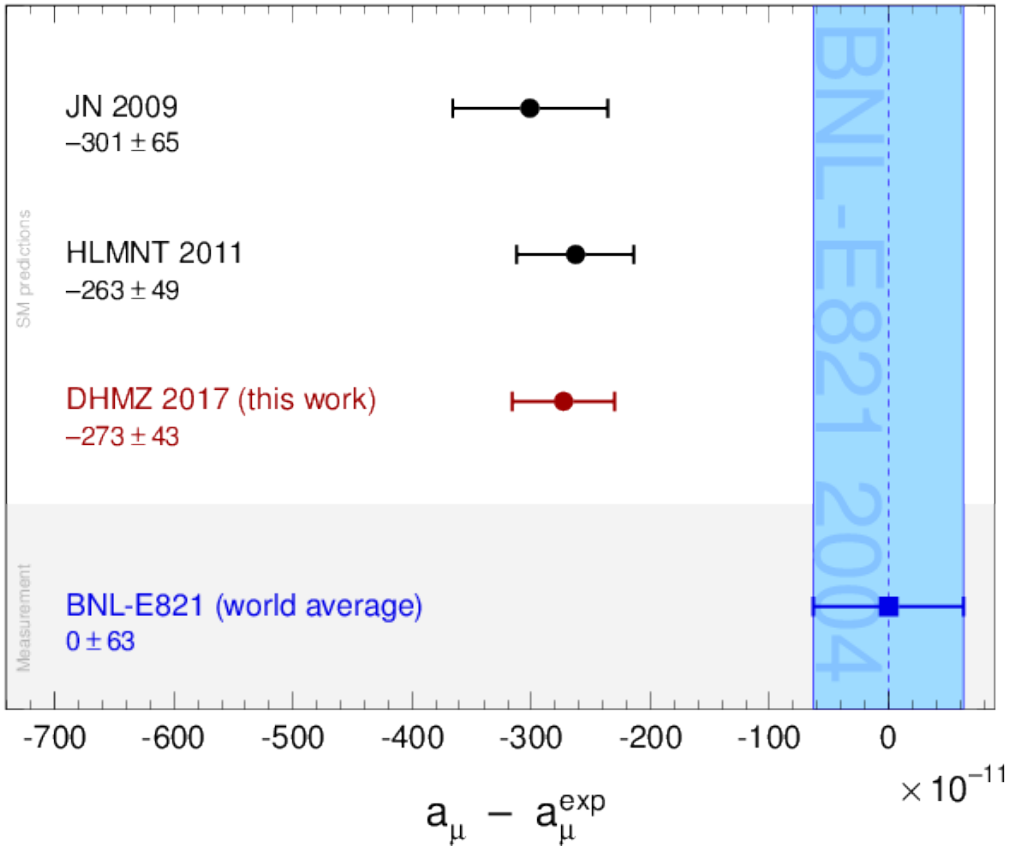

Conclusion

→ Long standing discrepancy (~3σ) between data and SM on a_μ

→ The evaluation of the HVP contribution to a_μ^{SM} is a continuous effort, following the release of new experimental data

→ Precision on $a_\mu^{Had,LO}$ improved by more than a factor 2 in the last 14 years

→ Uncertainty of similar size for a_μ^{LBL}, based on hadronic models
Lattice QCD may provide the way forward

→ Looking forward to the improved experimental result at Fermilab

Backup Slides

Situation in arXiv:1010.4180 (EPJC)

Channel	$a_\mu^{\rm had,LO}$ $[10^{-10}]$	$\Delta\alpha_{\rm had}(M_Z^2)$ $[10^{-4}]$
$\pi^0\gamma$	$4.42 \pm 0.08 \pm 0.13 \pm 0.12$	$0.36 \pm 0.01 \pm 0.01 \pm 0.01$
$\eta\gamma$	$0.64 \pm 0.02 \pm 0.01 \pm 0.01$	$0.08 \pm 0.00 \pm 0.00 \pm 0.00$
$\pi^+\pi^-$	$507.80 \pm 1.22 \pm 2.50 \pm 0.56$	$34.43 \pm 0.07 \pm 0.17 \pm 0.04$
$\pi^+\pi^-\pi^0$	$46.00 \pm 0.42 \pm 1.03 \pm 0.98$	$4.58 \pm 0.04 \pm 0.11 \pm 0.09$
$2\pi^+2\pi^-$	$13.35 \pm 0.10 \pm 0.43 \pm 0.29$	$3.49 \pm 0.03 \pm 0.12 \pm 0.08$
$\pi^+\pi^-2\pi^0$	$18.01 \pm 0.14 \pm 1.17 \pm 0.40$	$4.43 \pm 0.03 \pm 0.29 \pm 0.10$
$2\pi^+2\pi^-\pi^0$ (η excl.)	$0.72 \pm 0.04 \pm 0.07 \pm 0.03$	$0.22 \pm 0.01 \pm 0.02 \pm 0.01$
$\pi^+\pi^-3\pi^0$ (η excl., from isospin)	$0.36 \pm 0.02 \pm 0.03 \pm 0.01$	$0.11 \pm 0.01 \pm 0.01 \pm 0.00$
$3\pi^+3\pi^-$	$0.12 \pm 0.01 \pm 0.01 \pm 0.00$	$0.04 \pm 0.00 \pm 0.00 \pm 0.00$
$2\pi^+2\pi^-2\pi^0$ (η excl.)	$0.70 \pm 0.05 \pm 0.04 \pm 0.09$	$0.25 \pm 0.02 \pm 0.02 \pm 0.03$
$\pi^+\pi^-4\pi^0$ (η excl., from isospin)	$0.11 \pm 0.01 \pm 0.11 \pm 0.00$	$0.04 \pm 0.00 \pm 0.04 \pm 0.00$
$\eta\pi^+\pi^-$	$1.15 \pm 0.06 \pm 0.08 \pm 0.03$	$0.33 \pm 0.02 \pm 0.02 \pm 0.01$
$\eta\omega$	$0.47 \pm 0.04 \pm 0.00 \pm 0.05$	$0.15 \pm 0.01 \pm 0.00 \pm 0.02$
$\eta 2\pi^+2\pi^-$	$0.02 \pm 0.01 \pm 0.00 \pm 0.00$	$0.01 \pm 0.00 \pm 0.00 \pm 0.00$
$\eta\pi^+\pi^-2\pi^0$ (estimated)	$0.02 \pm 0.01 \pm 0.01 \pm 0.00$	$0.01 \pm 0.00 \pm 0.00 \pm 0.00$
$\omega\pi^0$ ($\omega \to \pi^0\gamma$)	$0.89 \pm 0.02 \pm 0.06 \pm 0.02$	$0.18 \pm 0.00 \pm 0.02 \pm 0.00$
$\omega\pi^+\pi^-, \omega 2\pi^0$ ($\omega \to \pi^0\gamma$)	$0.08 \pm 0.00 \pm 0.01 \pm 0.00$	$0.03 \pm 0.00 \pm 0.00 \pm 0.00$
ω (non-$3\pi, \pi\gamma, \eta\gamma$)	$0.36 \pm 0.00 \pm 0.01 \pm 0.00$	$0.03 \pm 0.00 \pm 0.00 \pm 0.00$
K^+K^-	$21.63 \pm 0.27 \pm 0.58 \pm 0.36$	$3.13 \pm 0.04 \pm 0.08 \pm 0.05$
$K_S^0K_L^0$	$12.96 \pm 0.18 \pm 0.25 \pm 0.24$	$1.75 \pm 0.02 \pm 0.03 \pm 0.03$
ϕ (non-$K\overline{K}, 3\pi, \pi\gamma, \eta\gamma$)	$0.05 \pm 0.00 \pm 0.00 \pm 0.00$	$0.01 \pm 0.00 \pm 0.00 \pm 0.00$
$K\overline{K}\pi$ (partly from isospin)	$2.39 \pm 0.07 \pm 0.12 \pm 0.08$	$0.76 \pm 0.02 \pm 0.04 \pm 0.02$
$K\overline{K}2\pi$ (partly from isospin)	$1.35 \pm 0.09 \pm 0.38 \pm 0.03$	$0.48 \pm 0.03 \pm 0.14 \pm 0.01$
$K\overline{K}3\pi$ (partly from isospin)	$-0.03 \pm 0.01 \pm 0.02 \pm 0.00$	$-0.01 \pm 0.00 \pm 0.01 \pm 0.00$
$\phi\eta$	$0.36 \pm 0.02 \pm 0.02 \pm 0.01$	$0.13 \pm 0.01 \pm 0.01 \pm 0.00$
$\omega K\overline{K}$ ($\omega \to \pi^0\gamma$)	$0.00 \pm 0.00 \pm 0.00 \pm 0.00$	$0.00 \pm 0.00 \pm 0.00 \pm 0.00$
J/ψ (Breit-Wigner integral)	6.22 ± 0.16	7.03 ± 0.18
$\psi(2S)$ (Breit-Wigner integral)	1.57 ± 0.03	2.50 ± 0.04
$R_{\rm data}$ $[3.7 - 5.0$ GeV$]$	$7.29 \pm 0.05 \pm 0.30 \pm 0.00$	$15.79 \pm 0.12 \pm 0.66 \pm 0.00$
$R_{\rm QCD}$ $[1.8 - 3.7$ GeV$]_{uds}$	33.45 ± 0.28	24.27 ± 0.19
$R_{\rm QCD}$ $[5.0 - 9.3$ GeV$]_{udsc}$	6.86 ± 0.04	34.89 ± 0.18
$R_{\rm QCD}$ $[9.3 - 12.0$ GeV$]_{udscb}$	1.21 ± 0.01	15.56 ± 0.04
$R_{\rm QCD}$ $[12.0 - 40.0$ GeV$]_{udscb}$	1.64 ± 0.01	77.94 ± 0.12
$R_{\rm QCD}$ $[> 40.0$ GeV$]_{udscb}$	0.16 ± 0.00	42.70 ± 0.06
$R_{\rm QCD}$ $[> 40.0$ GeV$]_t$	0.00 ± 0.00	-0.72 ± 0.01
Sum	$692.3 \pm 1.4 \pm 3.1 \pm 2.4 \pm 0.2_\psi \pm 0.3_{\rm QCD}$	$274.97 \pm 0.17 \pm 0.78 \pm 0.37 \pm 0.18_\psi \pm 0.52_{\rm QCD}$

Lepton Magnetic Anomaly: from Dirac to QED

$$\vec{\mu} = g\frac{e}{2m}\vec{s}, \qquad a = (g-2)/2$$

Dirac (1928) $g_e=2$ $a_e=0$

anomaly discovered:

Kusch-Foley (1948) $a_e = (1.19 \pm 0.05)\ 10^{-3}$

and explained by $O(\alpha)$ QED contribution:

Schwinger (1948) $a_e = \alpha/2\pi = 1.16\ 10^{-3}$

first triumph of QED

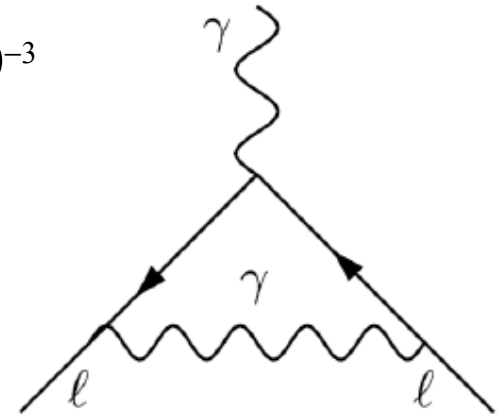

$\Rightarrow$ a_e sensitive to quantum fluctuations of fields

More Quantum Fluctuations

$$a = a^{\mathrm{QED}} + a^{\mathrm{had}} + a^{\mathrm{weak}} \quad + ?\ a^{\text{new physics}}\ ?$$

typical contributions:

QED up to $O(\alpha^5)$ (Kinoshita et al.)



Hadrons

vacuum polarization

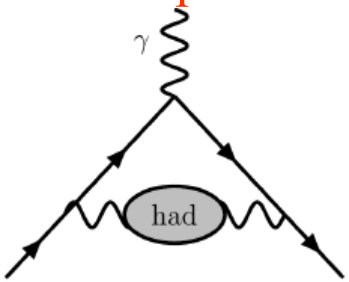

light-by-light (models)

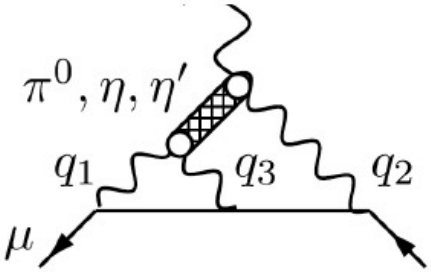

Electroweak

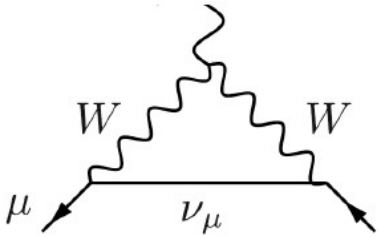

new physics at high mass scale

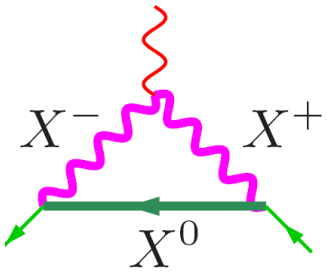

$$\delta a_l \propto \frac{m_{l^2}}{M^2} \Rightarrow a_\mu \text{ much more sensitive to high scales}$$

HVP: Data on $e^+e^- \to$ hadrons

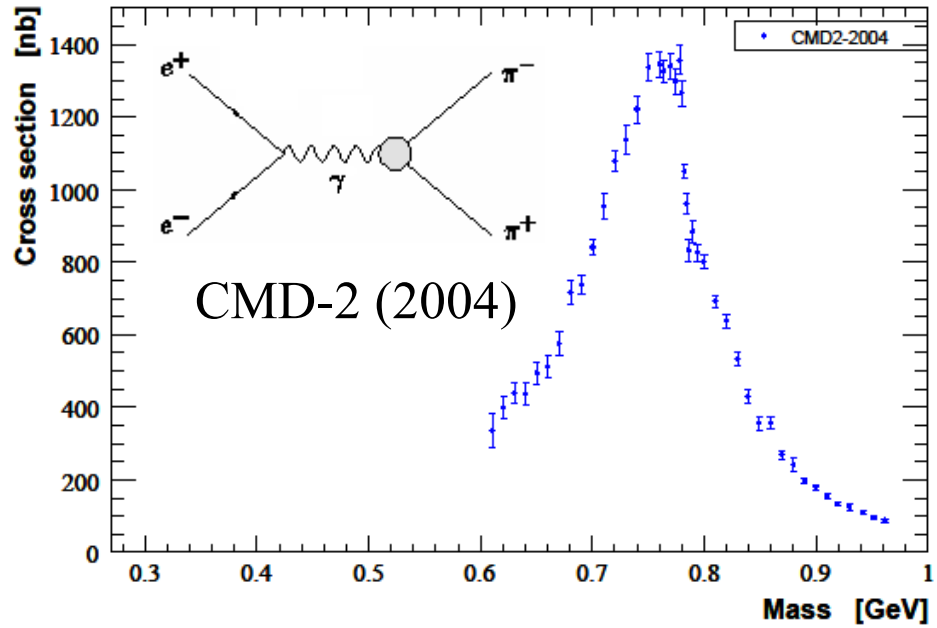

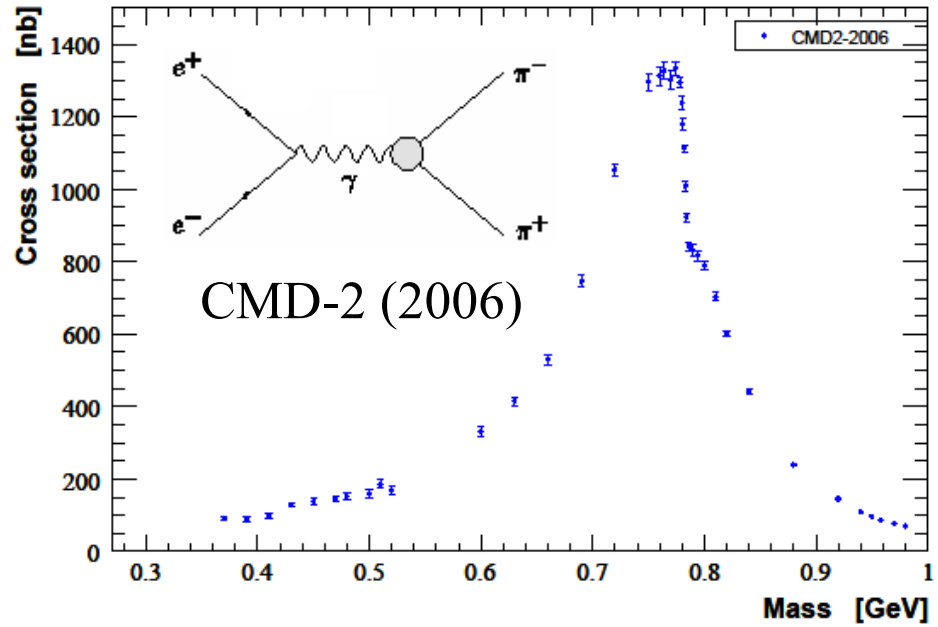

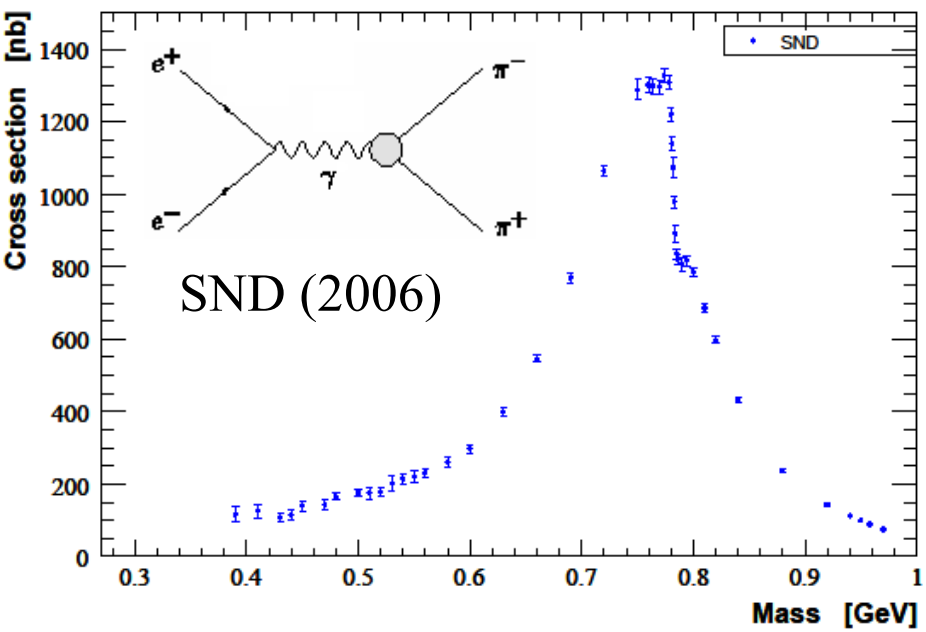

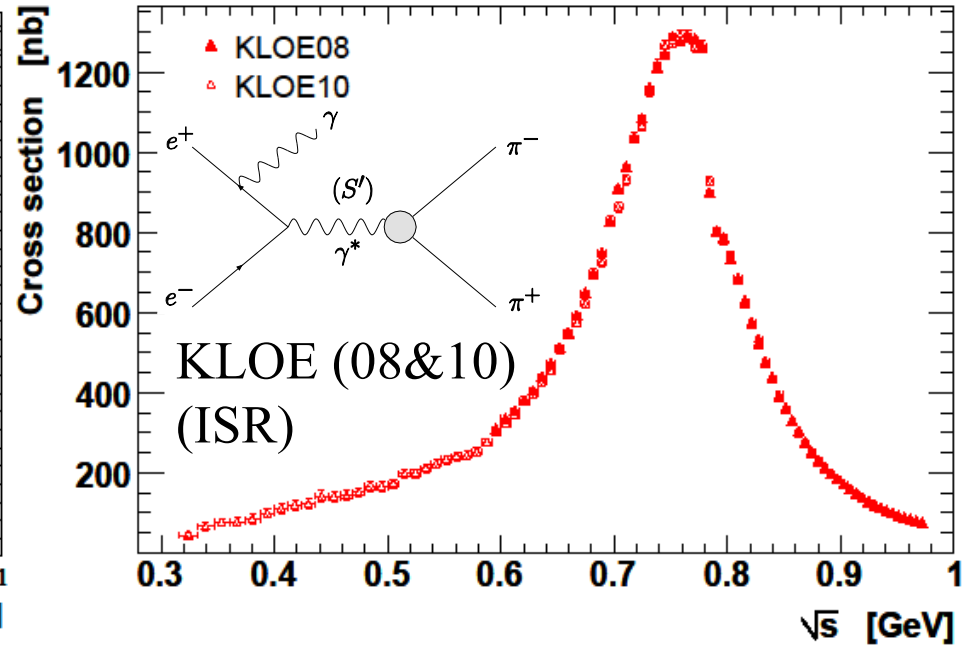

BaBar results (arXiv:0908.3589, PRL 103, 231801 (2009); arXiv:1205.2228)

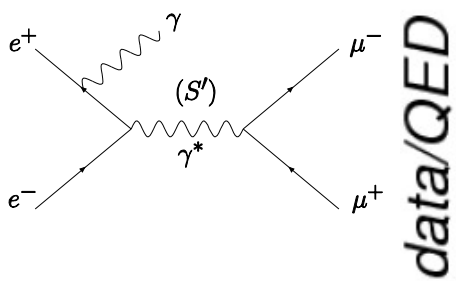

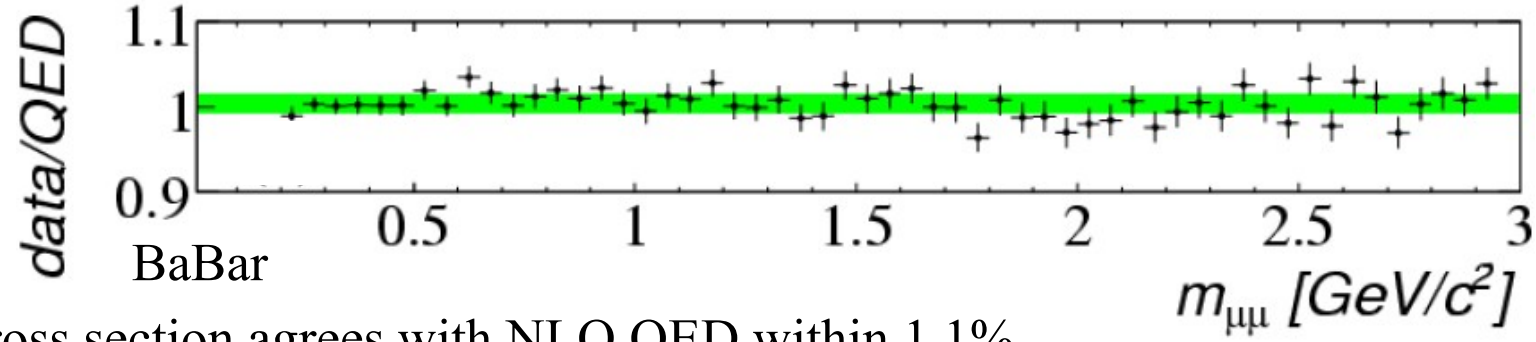

Absolute $\mu^+\mu^-$ cross section agrees with NLO QED within 1.1%