

Near Detector Hall Geometry Update

**Perri Zilberman
Stony Brook University
9/13/19**

Geometry Changes Since Last Week

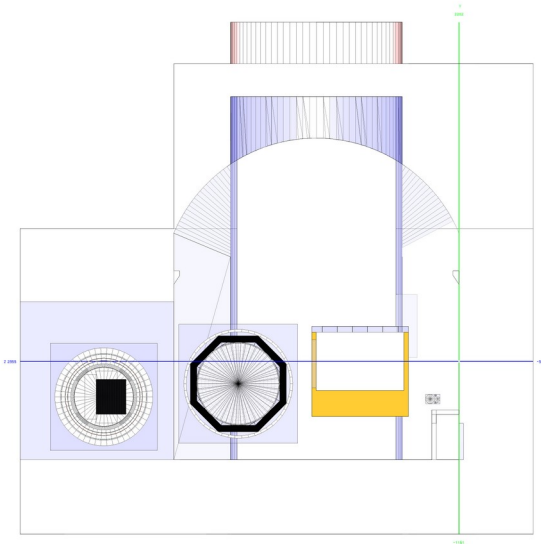
- Added Rock Builder
- Current version is uploaded to Github by Dr. Kordosky

Rock Builder

- 5m above, below, in front of, and behind hall
- 0m downstream of hall
- 5m above top of elevator shaft
- 5m or 250m upstream of hall
- In 600x600x600m World
 - World material is “NoGas”

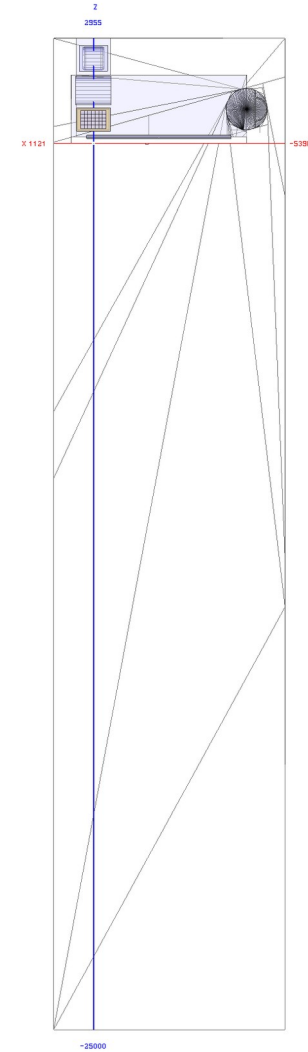
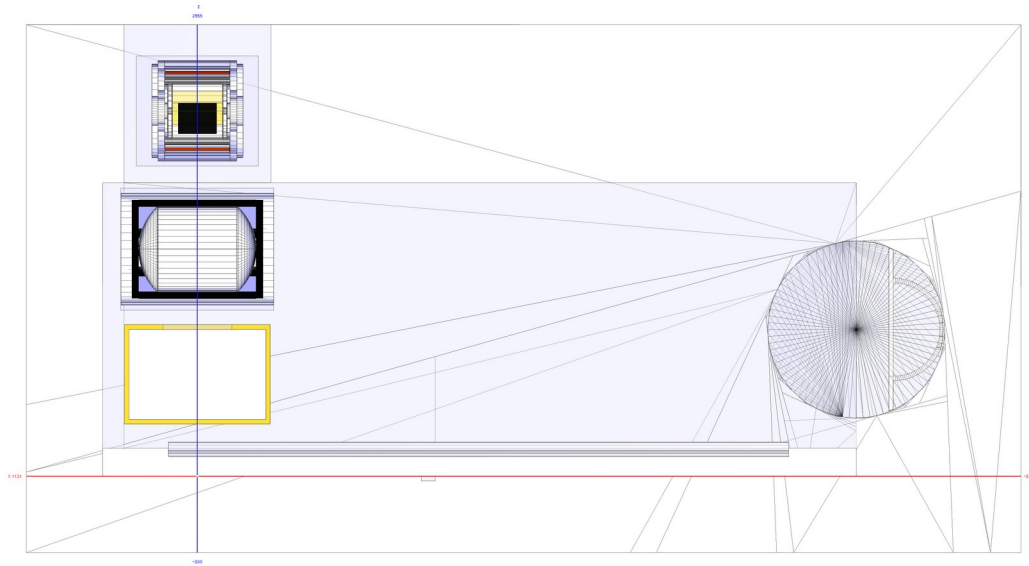
Rock Builder - Front

- Left - 5m of rock upstream of hall
- Right - 250m of rock upstream of hall



Rock Builder - Top

- Left - 5m of rock upstream of hall
- Right - 250m of rock upstream of hall



Current State

- Current geometry largely completed
- All ND Hall air volumes put in
- ND Hall structures put in
- KLOE (with 3DST), MPD, LarTPC put in
- Origin point and geometry orientation set appropriately
- Uploaded to Github by Dr. Kordosky

To Do

- Fix KLOE/3DST overlap
- Adjust geometry or modify as needed