

Lifetime - Q.E. -

- Relative Q.E. by single photon laser
- Without AI protection
- Drop (10% within 100 ns)
- With AI protection
- Long life
- No degradation for 10000 pulses

The graph shows Relative Q.E. on the y-axis and Time (ns) on the x-axis. Two curves are plotted: one for 'Without AI protection' which shows a sharp initial drop followed by a steady decline, and one for 'With AI protection' which shows a much higher and more stable relative quantum efficiency over time.

A whiteboard with handwritten notes and diagrams, including mathematical expressions like $Y = C$ and $Y = C \cdot X$, and various flowcharts and sketches.

A secondary monitor displaying a presentation slide with a landscape image and text, likely a duplicate of the main presentation content.

Two men standing near the projector screen, one appears to be presenting or pointing at the screen.

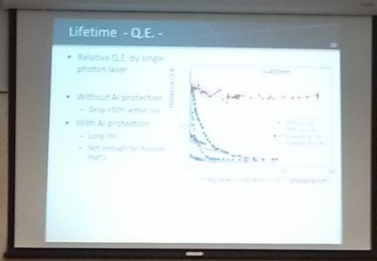
A large group of people seated at long tables in a conference room, many with laptops open, listening to the presentation.



Lifetime - Q.E.

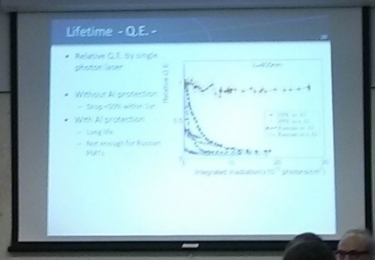
Handwritten notes on a whiteboard, including diagrams and text.






Whiteboard with handwritten notes and diagrams, including a schematic of a laser structure.

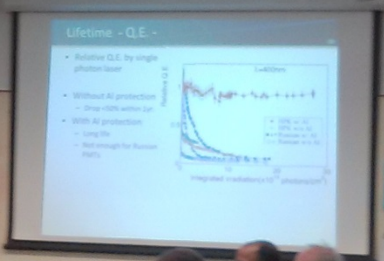




Two men standing near the front of the room, one appears to be presenting or pointing towards the screen.

A large group of people seated at long tables in a conference room, many with laptops open, listening to the presentation.





Two men standing near a whiteboard, one appears to be presenting.

