


# The R&D phase for the Reference PD design


View from inside the Lower  
Volume with PD  
instrumented Cathode  
(above)  
and PD instrumented  
Membrane behind the FC



AUTODESK VIEWER

AUTODESK

View from inside the Upper Volume with PD instrumented Cathode (below)  
and PD instrumented Membrane behind the FC




AUTODESK VIEWER

AUTODESK

## modified FC - 70% T

View of the Lower Volume  
from behind the FC, as seen  
by the Membrane PD  
modules



AUTODESK VIEWER

AUTODESK



# The VD PDS R&D path

