

Neutrino Factory Accelerator Systems

J. Scott Berg
Physics Department
Brookhaven National Laboratory

MAP Collaboration Meeting
March 7, 2012

IDS-NF Overview



- Goal is to produce a reference design report by end 2013
- Need accelerator physics design of entire machine
- Simulations supporting assertion that machine will work
- Cost estimate
- Engineering of systems sufficient for
 - Demonstrating feasibility
 - Estimating cost

IDS-NF Machine Requirements



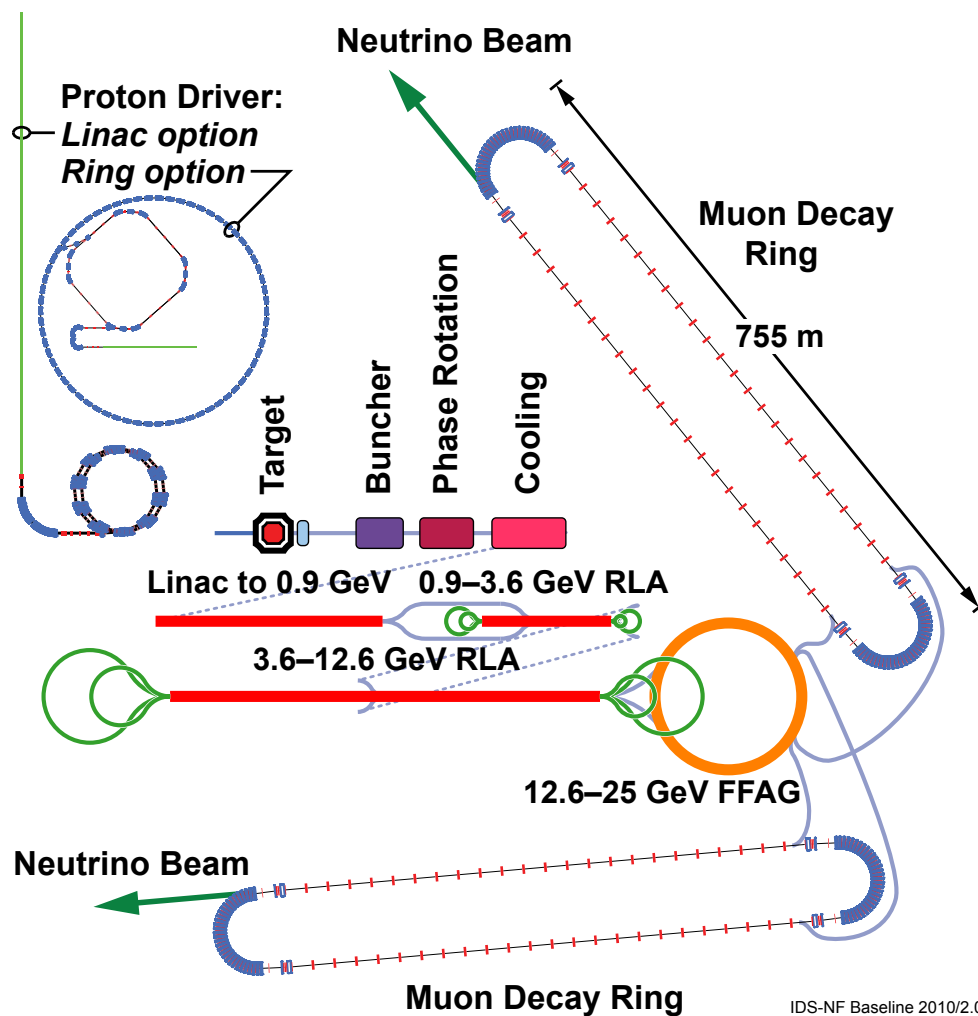
- 10^{21} muon decays toward detectors per 10^7 s year
- 25 GeV muons
- Beam divergence $< 0.1/\gamma$
- Two detectors at 2500–5000 km and 7000–8000 km

IDS-NF Accelerator Overview



- Proton driver, makes protons that hit
- Target, produces pions decaying to muons
- Front end, improves beam phase space distribution
- Acceleration, increases muon energy
- Decay ring, stores muons where they decay to neutrinos, directs them toward detector

Neutrino Factory Complex



IDS-NF Baseline 2010/2.0

IDS-NF Baseline Accelerator Subsystems



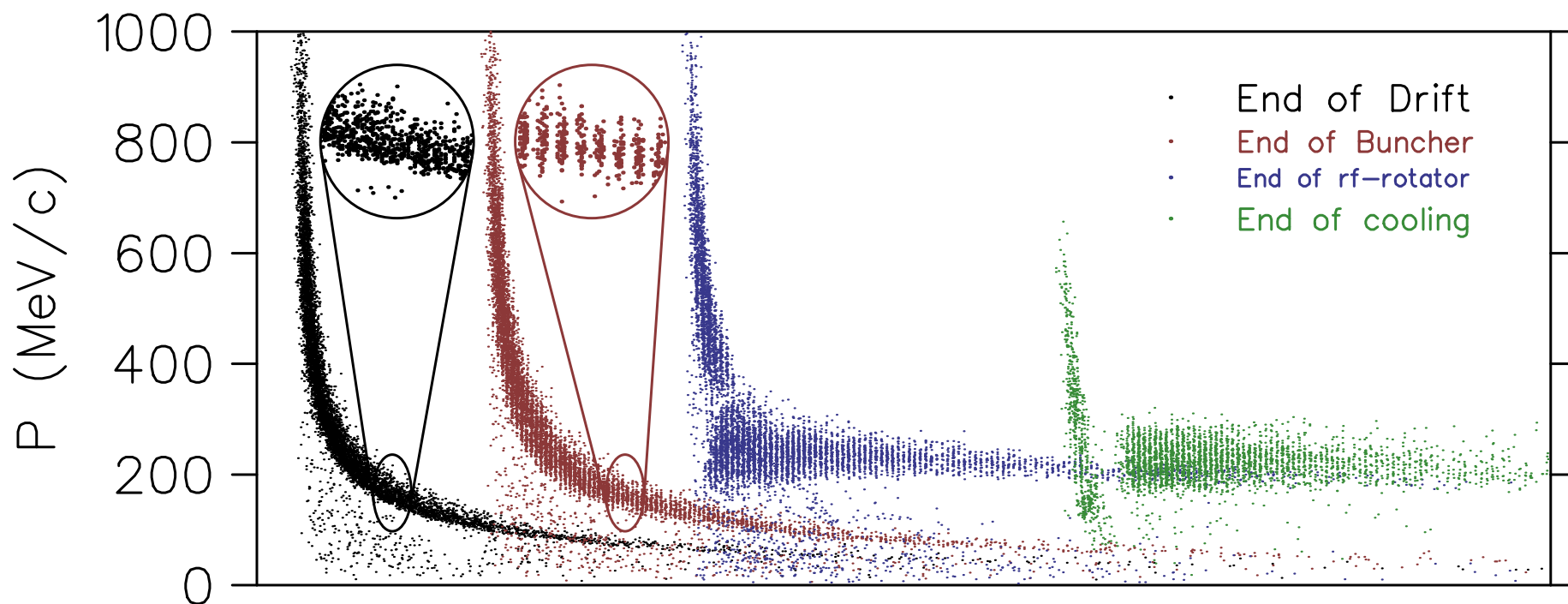
- Proton Driver
 - 4 MW: sufficient flux to get desired muon flux
 - Parameters optimized for capture by front end
 - 50 Hz, 3 bunches, 5–15 GeV, 1–3 ns bunch length
 - Several facility-specific designs
- Target
 - 20 T solenoid capture system
 - Hg jet target

IDS-NF Baseline Accelerator Subsystems



- Front end
 - Constant field (1.5 T) solenoid channel for pions to decay to muons
 - “Neuffer” buncher and phase rotation
 - Create 200 MHz bunch train
 - Reduce large energy spread
 - Transverse ionization cooling channel

IDS-NF Baseline Accelerator Subsystems

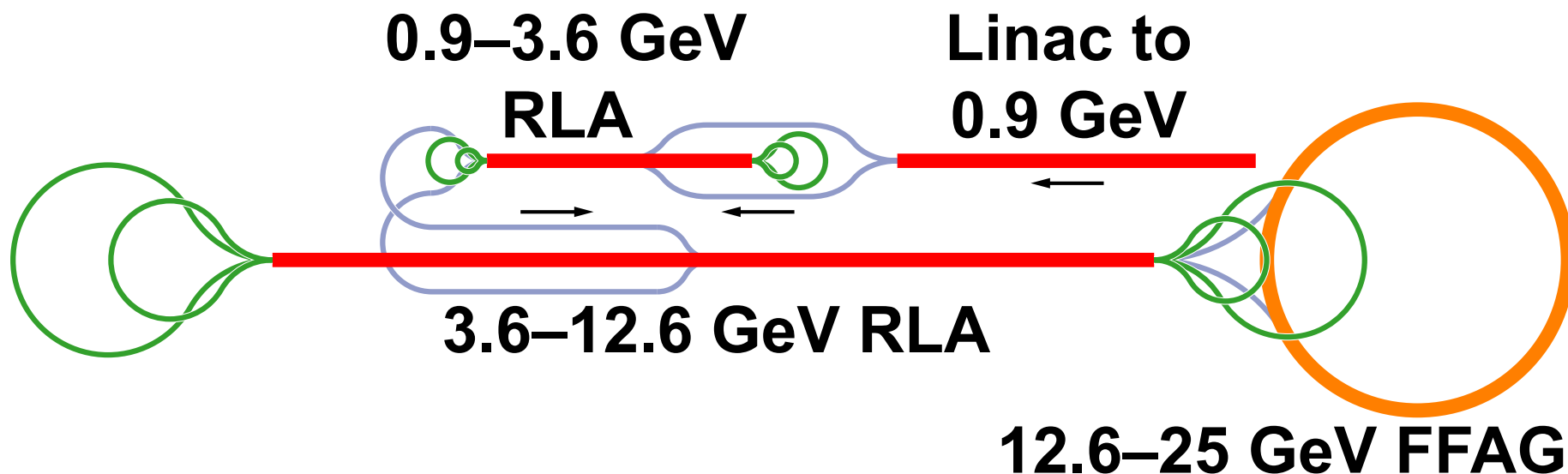


IDS-NF Baseline Accelerator Subsystems



- Acceleration in four stages, 200 MHz SCRF
 - Each stage efficient in its energy range
 - Maximize passes through RF, more difficult at low energies
 - Linac
 - Two recirculating linear accelerators (multiple passes)
 - Fixed field alternating gradient accelerator (more passes, no switchyard)

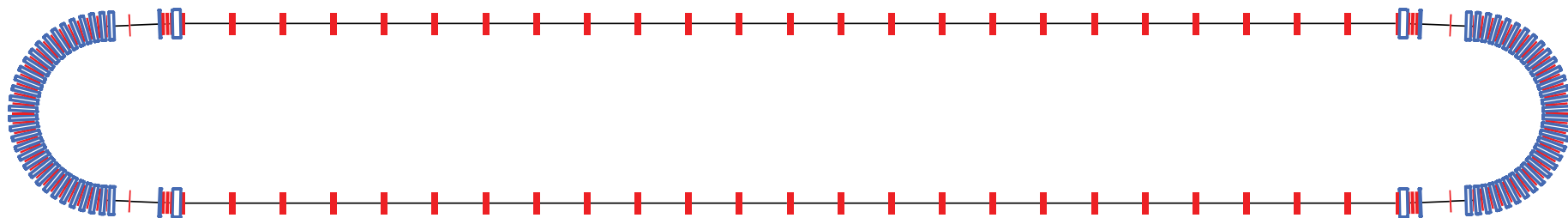
IDS-NF Baseline Accelerator Subsystems



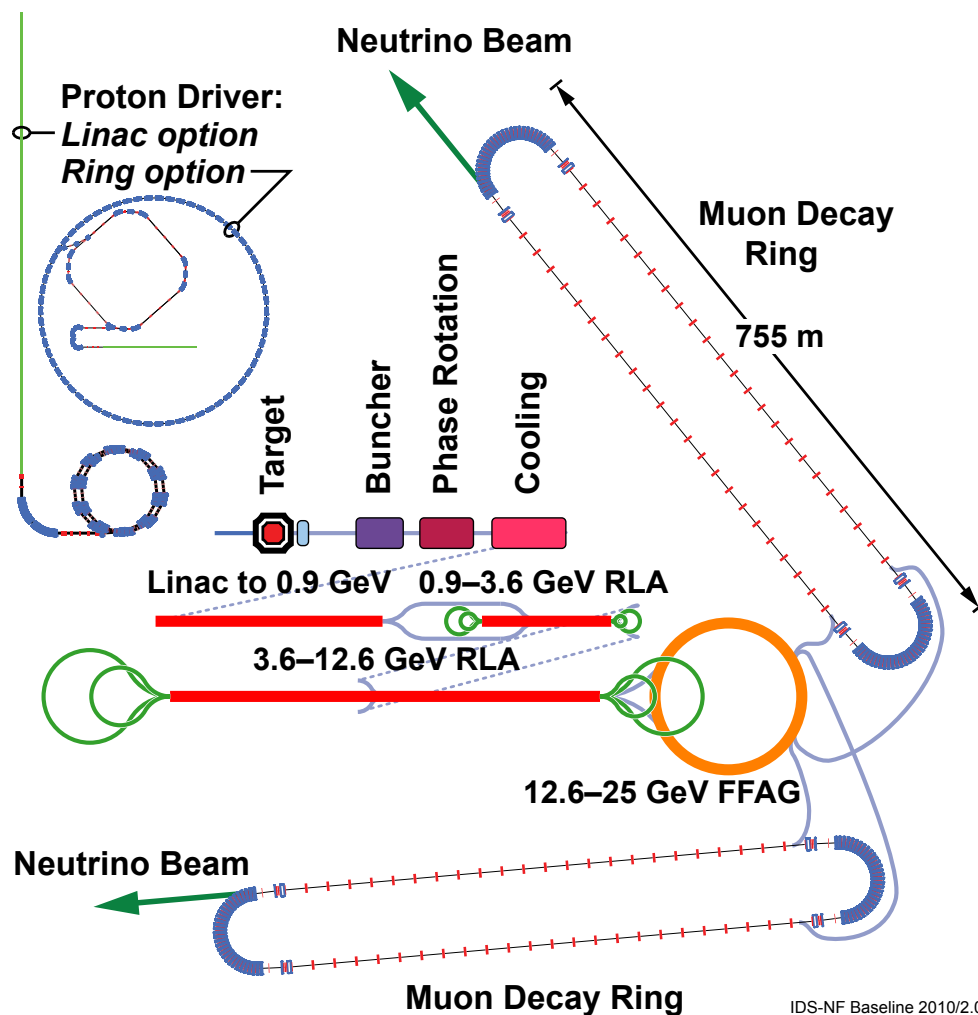
IDS-NF Baseline Accelerator Subsystems



- Two 25 GeV racetrack-shaped decay rings
 - Two detector baselines: 3000–5000 km, 7000–8000 km
 - Racetrack maximally flexible
 - In-ring diagnostics for current, energy and its distribution (polarimeter)



Neutrino Factory Complex



IDS-NF Baseline 2010/2.0

Proton Driver



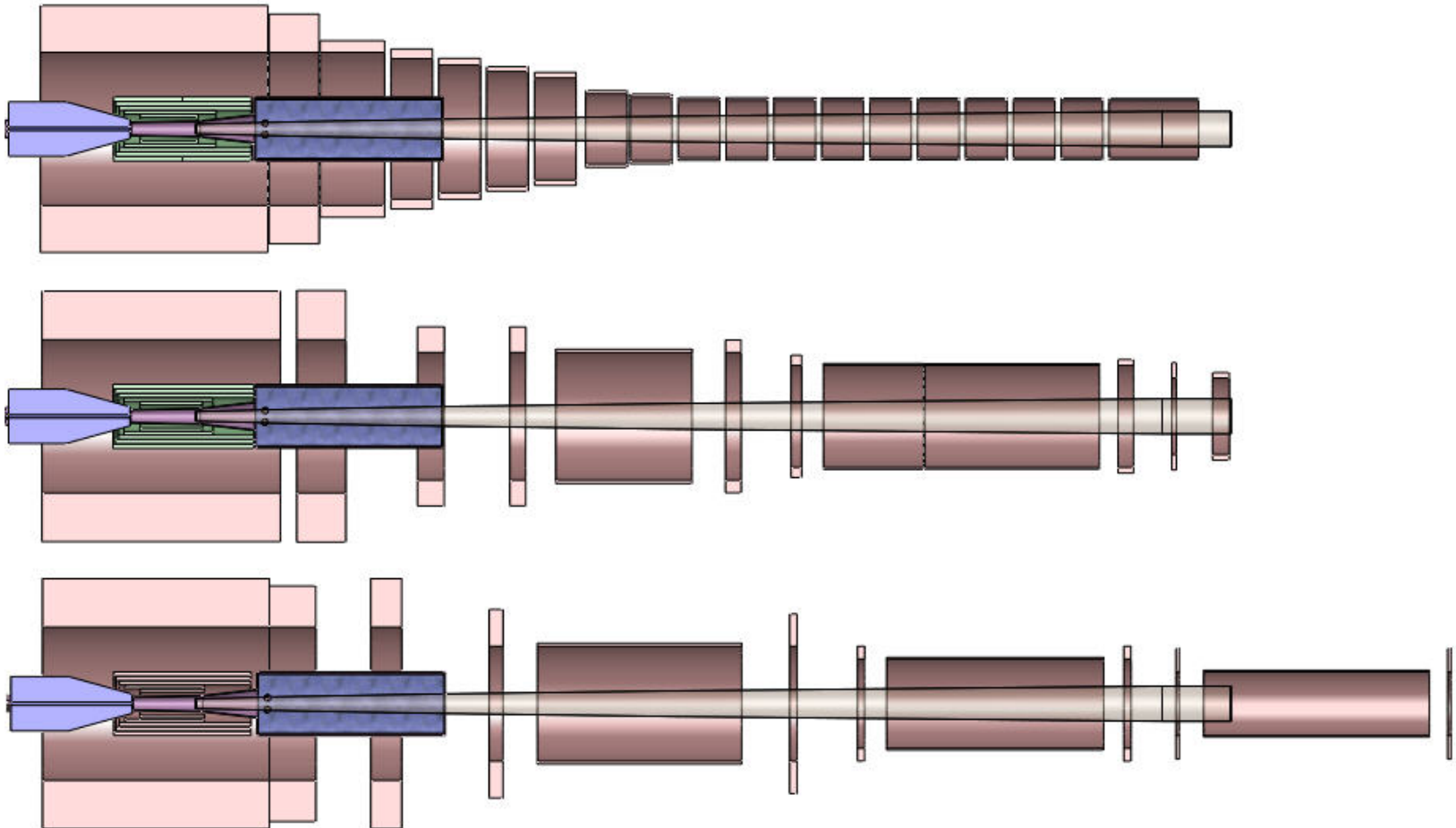
- Disconnect between IDS-NF and muon collider parameter sets
- Agree on 4 MW
- Effective repetition rate differs by factor of 10:
150 Hz vs. 15 Hz
 - 50 Hz 3 bunches from proton driver requirements
 - Muon collider does proposes combining
- If IDS-NF had 15 Hz, single bunch train, would do little harm
 - Would need to look at collective effects

Target



- Significant progress in target design
 - Energy deposition in SC solenoids too high in earlier design
 - Reconfigured solenoids to enable better shielding
 - Larger aperture solenoids near target
 - Subsequent reconfiguration to make space for cryostats
 - Significant engineering on solenoids
- Studies of (liquid) Ga target in case Hg is unacceptable

Target



Target



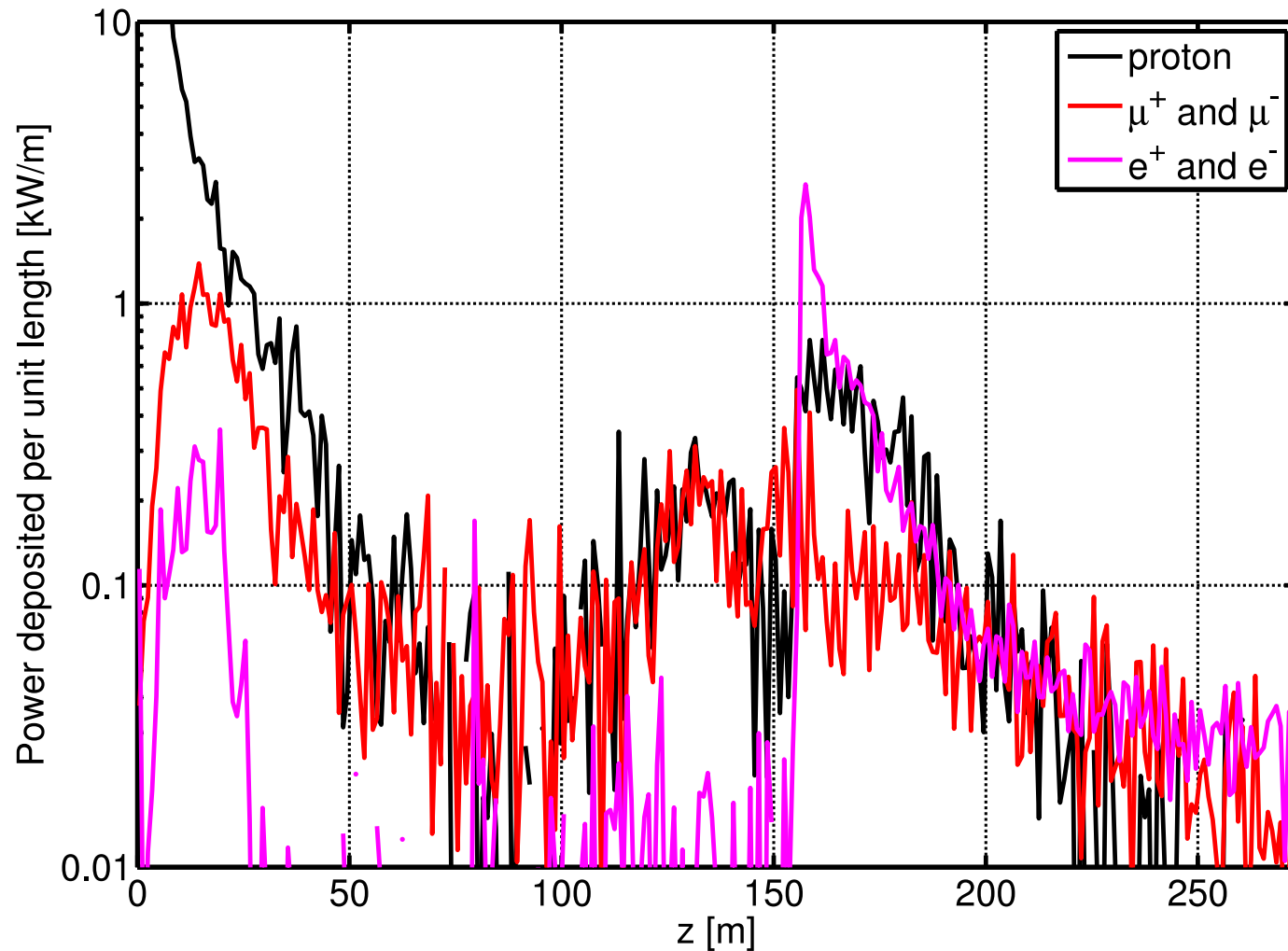
- Important work needed to reach RDR
 - Design of mercury circulation system
 - Layout of target hall
 - Design of remote handling systems
 - Final focus of proton beam to target

Front End

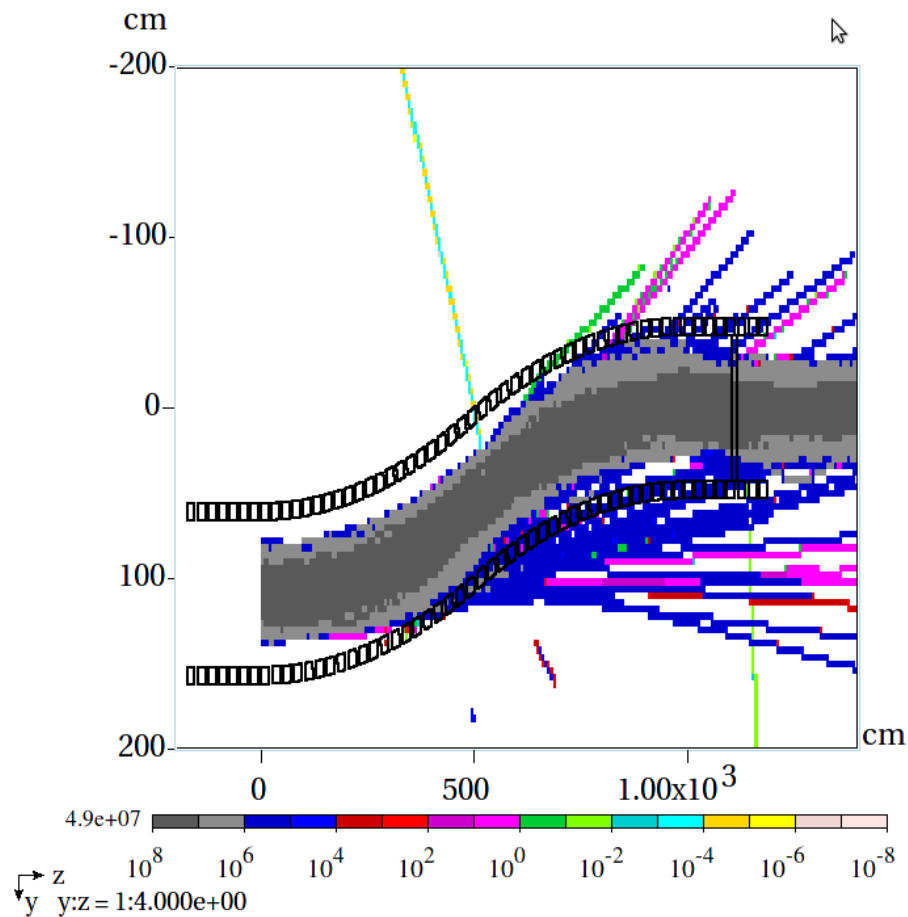


- Energy deposition in front end a significant problem
- Address with a chicane and absorber
 - Chicane bends only lower energy particles
 - High energy particles deposit energy in well-defined location
 - Absorber after chicane stops lower energy undesirables
 - Good performance, some modest loss ($\approx 20\%$)
 - Some lattice modifications required

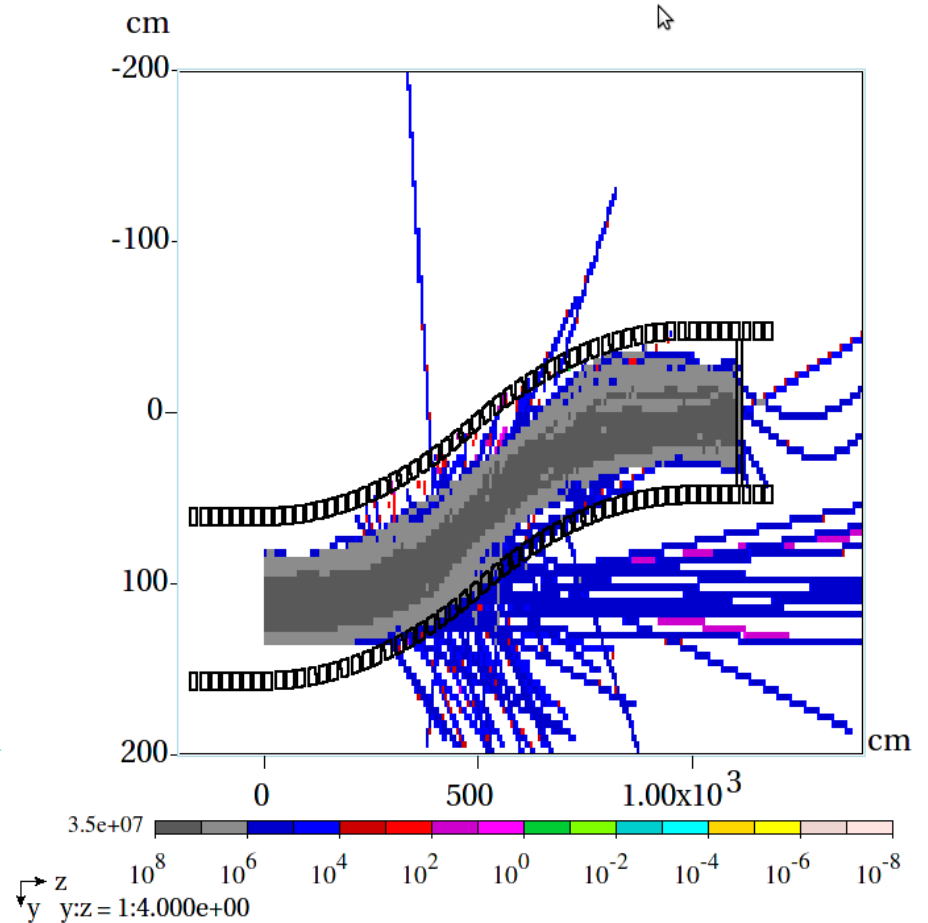
Front End



Muons



Protons



Front End



- Muon collider delivers very different beam
 - 25 μm vs. 7.5 mm transverse normalized emittance
 - 0.025 eV s emittance vs. 0.05 eV s *acceptance*
 - Collider acceptance must be several times larger than neutrino factory
 - Can't reuse acceleration at same energy
 - Maybe reuse at higher energy: design for this


- Possibility: use collider beam prior to bunch merge for neutrino factory
 - 1 mm normalized emittance in all planes
 - About the same muon flux
 - Could make much less expensive acceleration, decay ring
 - Could have very low flux uncertainty

Low Energy Acceleration



- Updated designs of linac and first RLA
 - Larger transverse acceptance in linac and first RLA
 - Improved handling of arc crossings
 - New matching algorithm requiring less chromatic correction
- More effort needed here
 - Completion of lattice designs
 - 6-D tracking beginning to end
 - Expect transverse/longitudinal coupling issues similar to those in FFAG
 - Matching of distributions between parts
 - Layout of the lattice

Low Energy Acceleration



High Energy Acceleration: FFAG



- Need more work on beam dynamics
 - Adjust lattice parameters to get good transmission, small emittance growth
 - Chromaticity correction
- Beam dynamics issues significantly reduced for smaller transverse emittance, as in collider

Decay Ring



- Relatively stable
- Injection system designed

Low Energy Neutrino Factory



- θ_{13} is looking like it is not so low
- This pushes you to lower energy muons: around 12 GeV
- Quick solution
 - Remove final acceleration stage
 - New decay ring (first pass design done)
- Low flux first machine considered
 - Some physics could be done with reduced flux
 - Little cost savings from full machine if upgradability is desired

Costing



- Getting together component lists
 - Starting point is lattice design
 - Working on defining the supporting bits
 - Schematic of full system
- Key missing part is target support systems

- UK funding will continue at a similar level through end RDR
- Major areas of work
 - Engineering support for costing: but not target!
 - Costing
 - Front end
 - Some tracking support for linacs and RLAs
 - FFAG, particularly on hardware
 - Decay ring
 - Management

Additional Support for RDR



- Engineering on target systems
 - Essential for making a reasonable estimate of cost
- More support for RLA design and simulation work
 - Completion of designs
 - Tracking through full system
 - Layout and engineering of complex beamline
- Mid through end 2013: writing RDR will become a major distraction

Summary



- Progress on significant issues in IDS-NF
 - New solenoid configuration to reduce energy deposition
 - Chicane to confine energy deposition in front end
 - Update low energy acceleration scheme
- Need additional support to get to RDR
 - Engineering on target systems
 - Linac/RLA design
- The RDR is coming up soon! Time to panic!