


Proposed Revision to Module-2 Charge Readout Ground Scheme

Brooke Russell
ArgonCube Engineering Meeting
November 4, 2022

Module-1 Anode Tile Grounding

NOTE: Module-0 and Module-1 now have CWTT grounds tied for all anodes

Anode 1

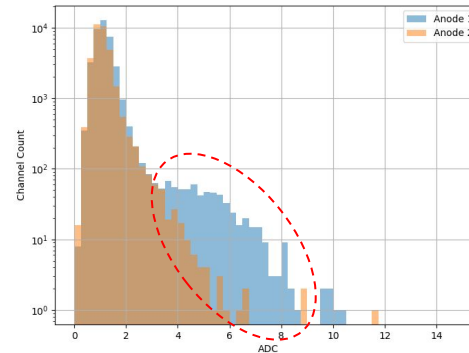
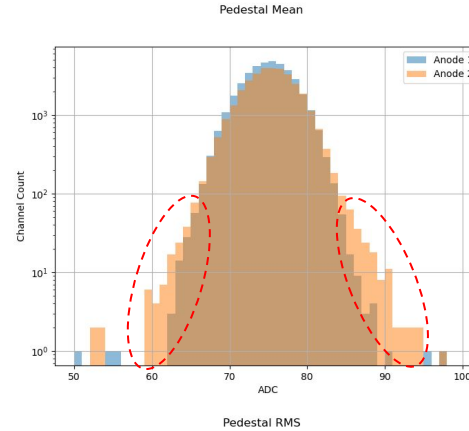


Tile grounded through cable at flange AND column-wise tile-tile (CWTT) grounds tied

Anode 2



Tile grounded through cable at flange



DC pedestal offset at tile-edge pixels for non-CWTT anode

x2-4 increase in noise for tile-edge pixels on edge opposite of light attachment (vertical centerline on anode) for CWTT anode

- Planned column-wise tile-tile ground cable
- Proposed ground cable connection

Ground cable attachment point for adjacent tile ground cable

