

The EPICS logo consists of the word "EPICS" in a bold, sans-serif font above the letters "ITLL" in a similar font, all contained within a white square.

EPICS
ITLL

A network visualization with several glowing yellow cubes connected by thin lines, set against a dark blue background with faint particle tracks.

THE
EXPERIMENTAL PHYSICS
AND INDUSTRIAL CONTROL SYSTEM

Getting to and around Fermilab for the EPICS Collaboration Meeting 24-28 April 2023

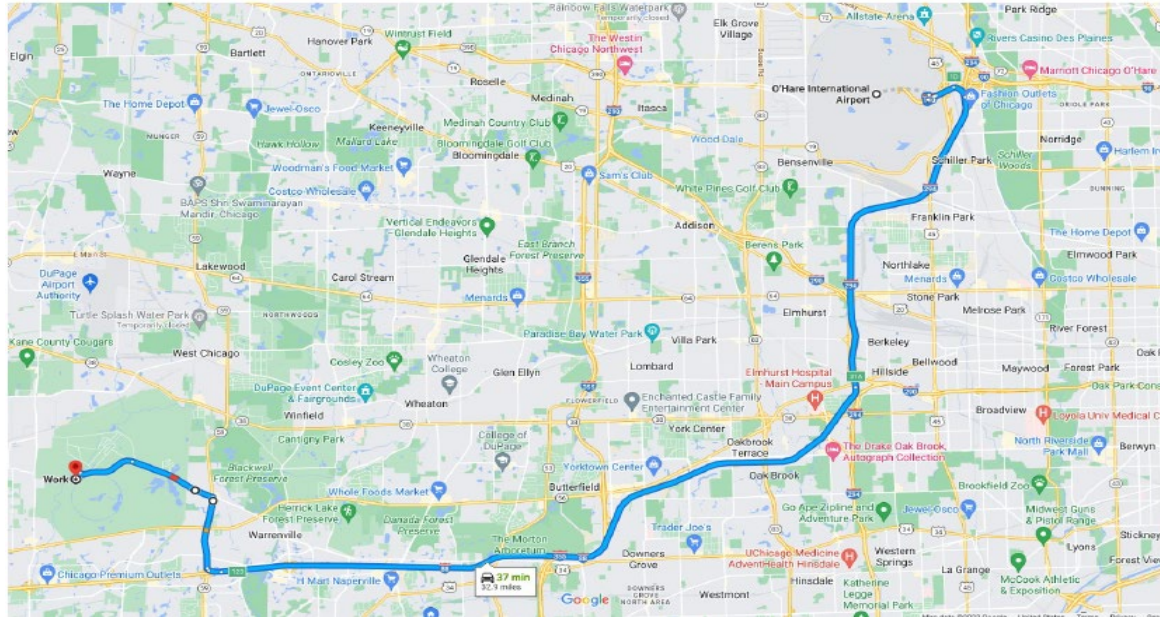


Erik Gottschalk - erik@fnal.gov
Denise Finstrom - finstrom@fnal.gov
Pierrick Hanlet - hanlet@fnal.gov
Lila Anderson - lila@fnal.gov

Transportation

- ▶ Public transportation in and around Fermilab is limited.
- ▶ It is recommended to rent a car.

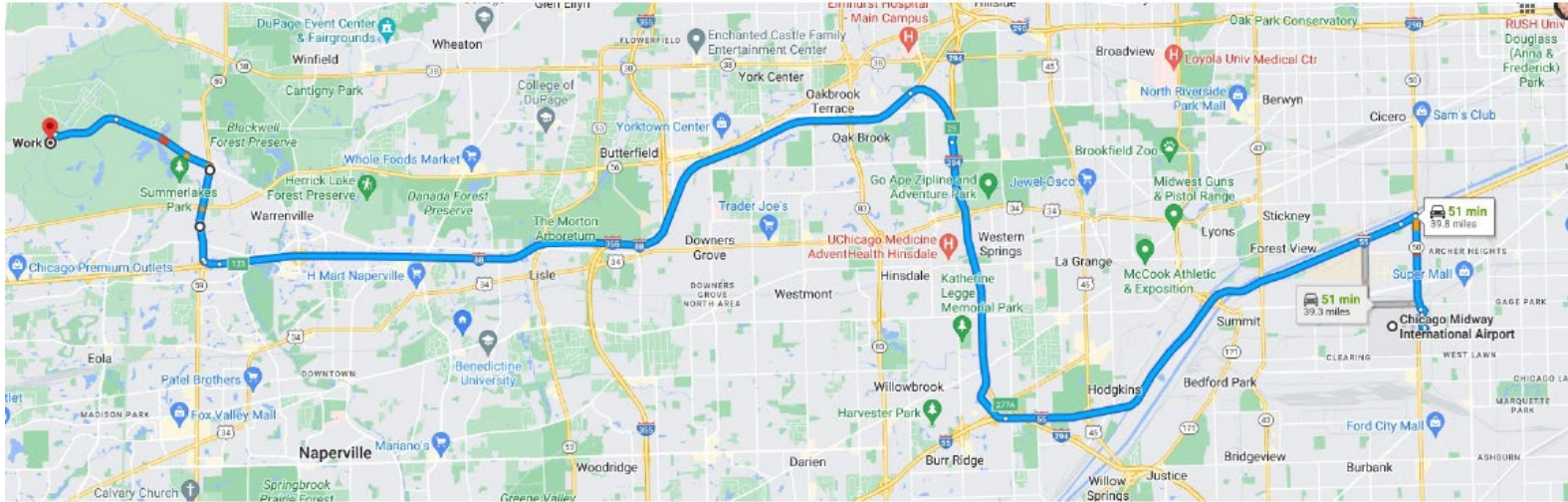
From O'Hare Airport to Fermilab



Details can be found here:

<https://www.fnal.gov/pub/visiting/directions>

From Midway Airport to Fermilab



Details can be found here:

<https://www.fnal.gov/pub/visiting/directions>

Fermilab Gate Entrances

There are 3 gated entrances to the Fermilab Campus:

- East side – Batavia Road Entrance
- West side – Pine Street Entrance (main entrance)
- West side – Wilson Street (north entrance)

You will not be allowed to enter the laboratory from this gate.

At the Fermilab Gate

When arriving at the Fermilab gate, it is required to show:

- Your QR code
- Identification: passport, US “Real ID” or valid government ID

Though it is not required, we advise that you print out the informal invitation with the QR code.

Please bring the following with you to present at the guard gate in order to enter the Fermilab site at Batavia, IL:

- QR code scanning is limited to Fermilab's network and will not work properly offsite.
- This QR code will expire at the end of your approved visit date(s).



Getting to Wilson Hall

- Once you have passed the security gate, follow signs to the designated parking lot.



Parking



Parking is outside the new Integrated Engineering Research Center (IERC). There is no visitor entry into the IERC. You must enter through the revolving door at the front of Wilson Hall.

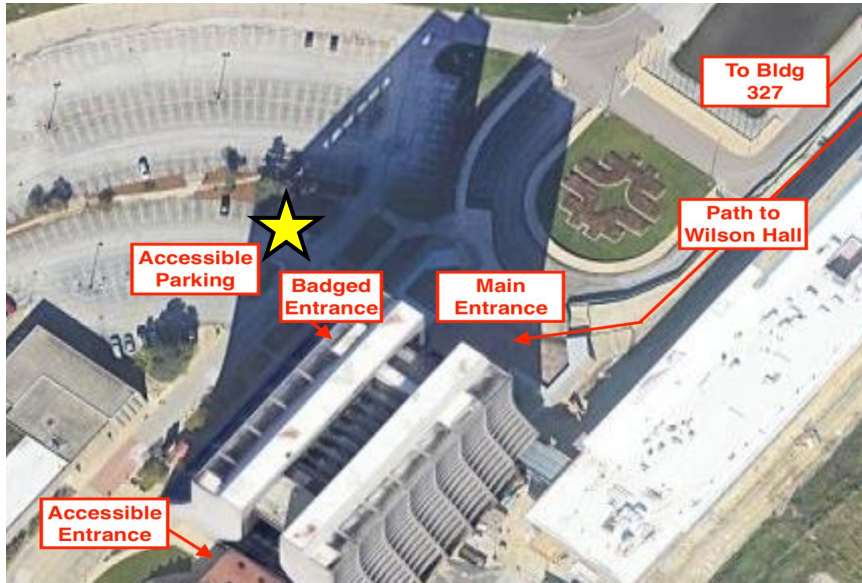
Accessible parking is on the west side of Wilson Hall.

Wilson Hall Entrance



Enter Wilson Hall through the revolving door at the main entrance.

ADA Accessible Entrance Wilson Hall



From the ADA Accessible Parking area, use the Badged Entrance at the northwest side of Wilson Hall where a security guard monitors the door and can arrange an escort.

Registration Desk: Wilson Hall Atrium near Revolving Door

Participants should identify themselves at the Registration Desk, pick-up their event badge and be directed either to the Ramsey Auditorium (Tues, Wed, Thurs) or relevant workshop conference room (Mon, Fri).

Group Photo

We have scheduled a group photo to be taken Wednesday afternoon at 2:00pm on the front steps of Wilson Hall.

Food

- Coffee Breaks are at 10:30am and around 3:00pm
- Lunch is not provided.
- Break for lunch is 12:00 noon - 1:00 pm
- Reception is on Tuesday evening in the Wilson Hall Atrium from 5:00-7:00