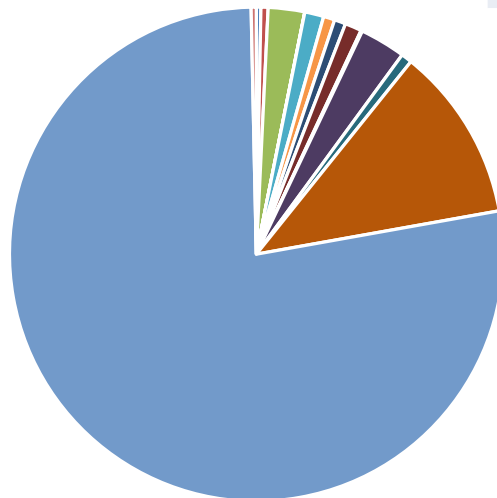


Breakdown in k-HS23-Years

Analysis

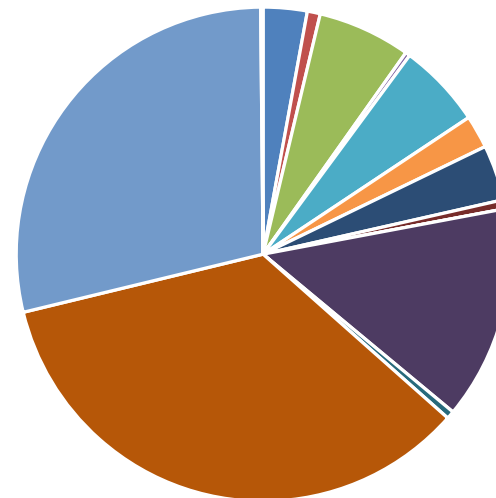
35.88 k-HS23-Years



- BR
- CA
- CERN
- CH
- CZ
- ES
- FR
- IN
- IT
- NL
- RU
- UK
- US
- undefined

Production

10.26 k-HS23-Years

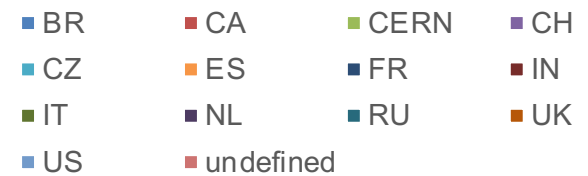
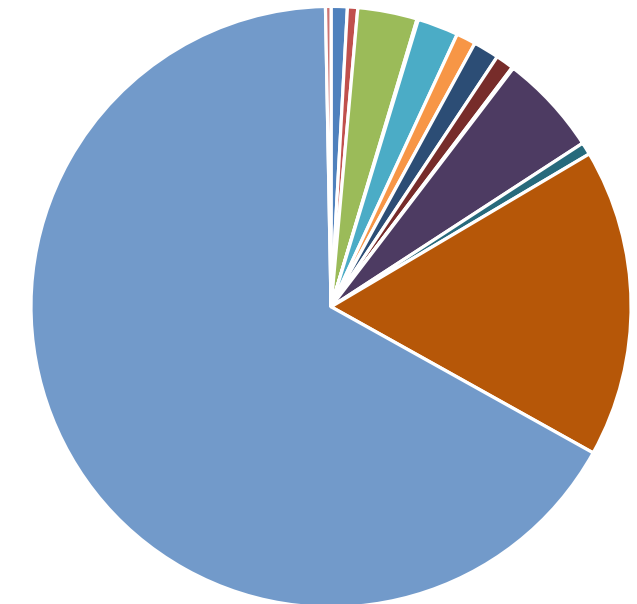


- BR
- CA
- CERN
- CH
- CZ
- ES
- FR
- IN
- IT
- NL
- RU
- UK
- US
- undefined

Total for 2022-12 to 2023-11

- Total CPU In '2023'
- Total Slot kHS23-years = 46.

Total



2022 – kHS23-years				2023 – kHS23-years			
Country	Production	Analysis	Total	Country	Production	Analysis	Total
BR	0.09	0.06	0.16	BR	0.30	0.11	0.40
CA	0.11	0.28	0.39	CA	0.09	0.17	0.26
CERN	1.57	1.30	2.87	CERN	0.63	0.85	1.48
CH	0.00	0.00	0.00	CH	0.03	0.00	0.03
CZ	0.39	0.42	0.80	CZ	0.57	0.45	1.02
ES	0.53	0.64	1.17	ES	0.22	0.27	0.49
FR	0.13	0.35	0.48	FR	0.37	0.27	0.64
IN	0.59	0.61	1.19	IN	0.06	0.39	0.45
IT	0.00	0.00	0.00	IT	0.00	0.03	0.03
NL	1.82	1.69	3.51	NL	1.43	1.08	2.51
RU	0.10	0.32	0.42	RU	0.05	0.26	0.31
UK	5.01	4.41	9.43	UK	3.56	4.10	7.65
US	4.32	25.55	29.87	US	2.94	27.80	30.73
undefined	2.26	0.35	2.61	undefined	0.02	0.12	0.14
Total	16.92	35.98	52.90	Total	10.26	35.88	46.14

2022 - core years				2023 core-years			
Country	Production Analysis		Total	Country	Production Analysis		Total
BR	8	5	14	BR	26	9	36
CA	9	25	35	CA	7	15	23
CERN	142	118	261	CERN	56	77	134
CH	0	0	0	CH	2	0	3
CZ	35	37	73	CZ	51	40	92
ES	48	58	106	ES	20	24	44
FR	11	31	43	FR	33	24	58
IN	53	55	108	IN	5	35	41
IT	0	0	0	IT	0	3	3
NL	165	153	319	NL	130	97	228
RU	9	29	38	RU	4	23	28
UK	455	401	856	UK	323	372	695
US	392	2323	2715	US	266	2527	2793
undefined	205	31	236	undefined	1	11	12
Total	1538	3270	4809	Total	932	3261	4194

