

# $\mu \rightarrow e\gamma$ detector using $\gamma \rightarrow ee$ conversion

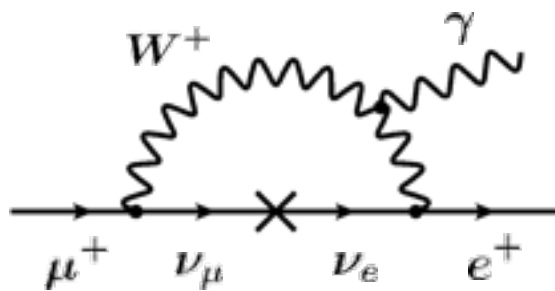
*Chih-hsiang Cheng*  
*Caltech*

*Snowmass 2013 / Intensity Frontier*  
*Minneapolis, 2013/07/29–08/06*

# Physics motivation

- Observing charged lepton violation is a clear sign of new physics.

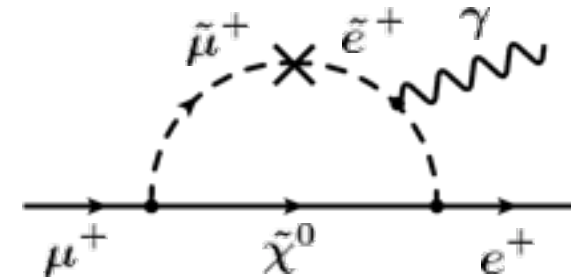
Standard Model:  
through neutrino mixing



$$\text{Br}(\mu \rightarrow e \gamma) = \frac{3\alpha}{32\pi} \sum_i \left| U_{\mu i}^* U_{ei} \frac{m_{\nu_i}^2}{m_W^2} \right|^2$$

$$\approx 10^{-54}$$

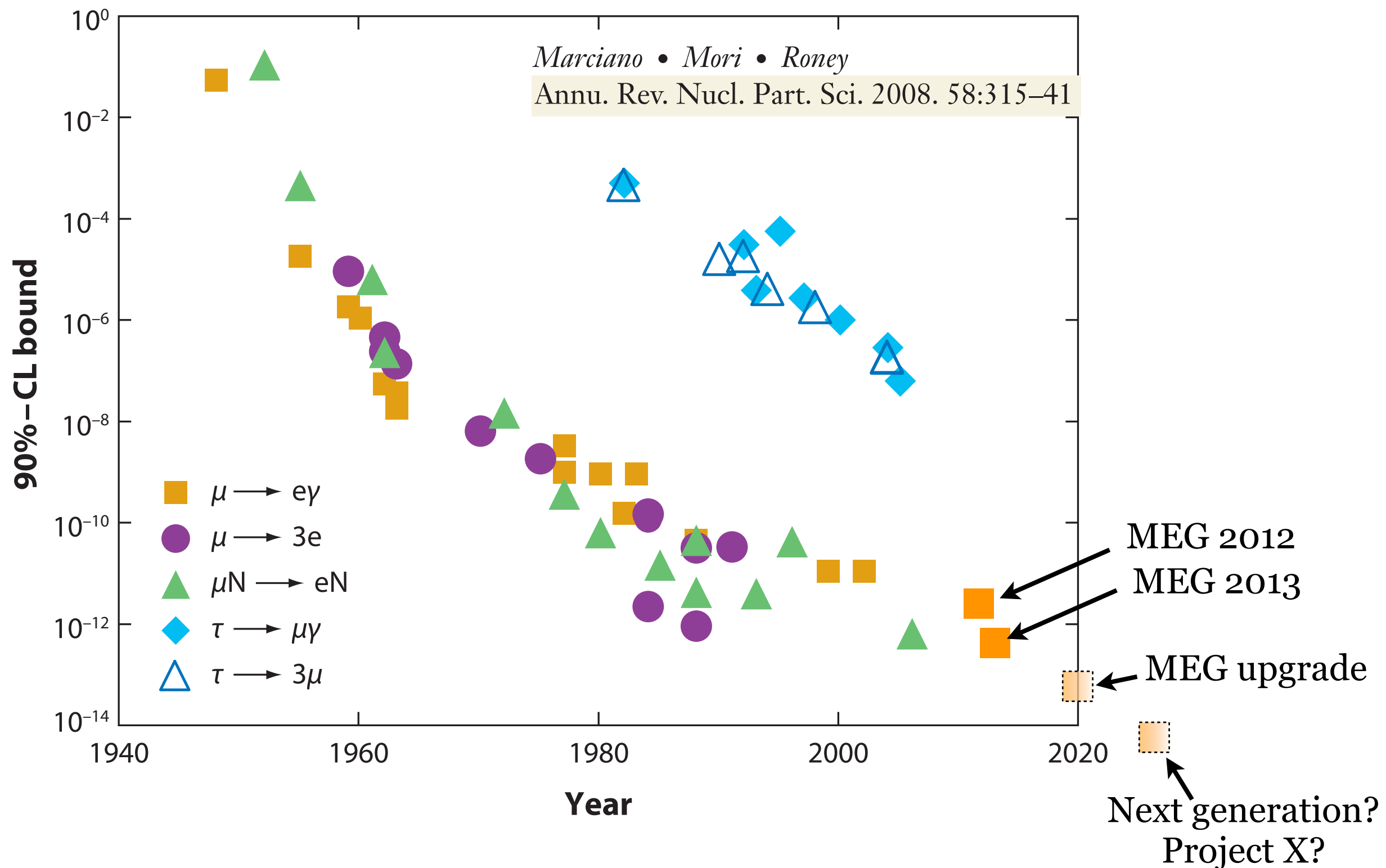
Beyond Standard Model:  
e.g., SUSY-GUT



$$\text{Br}(\mu \rightarrow e \gamma) \approx \frac{\alpha^3}{G_F^2} \frac{(\delta_{LL})_{e\mu}^2}{m_{\text{SUSY}}^4} \tan^2(\beta)$$

$$\approx 10^{-11} \sim 10^{-14}$$

# CLFV search history



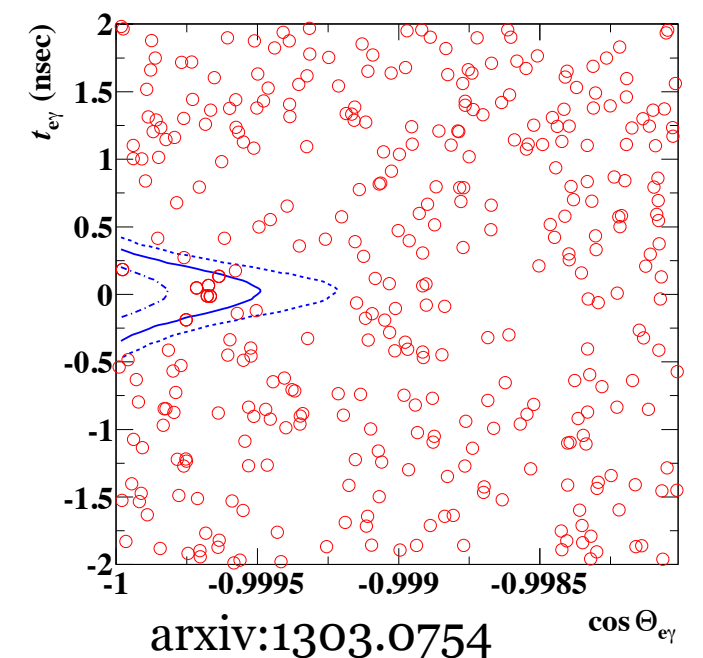
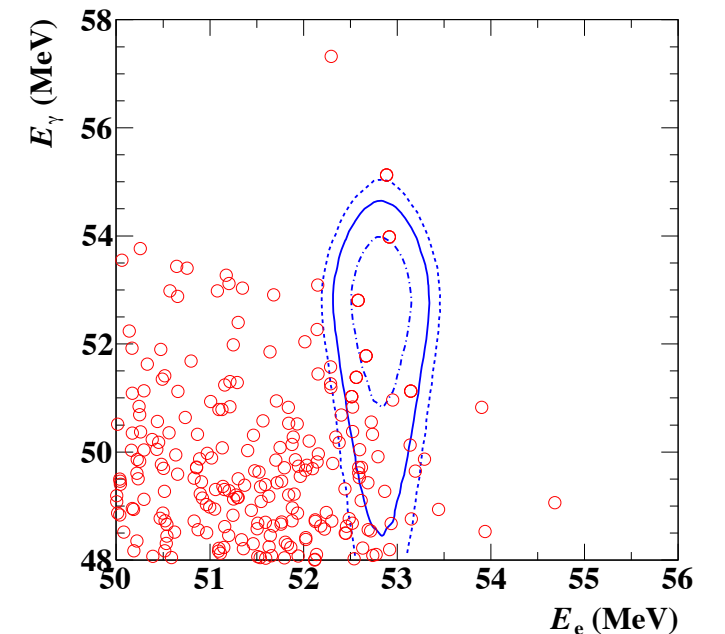
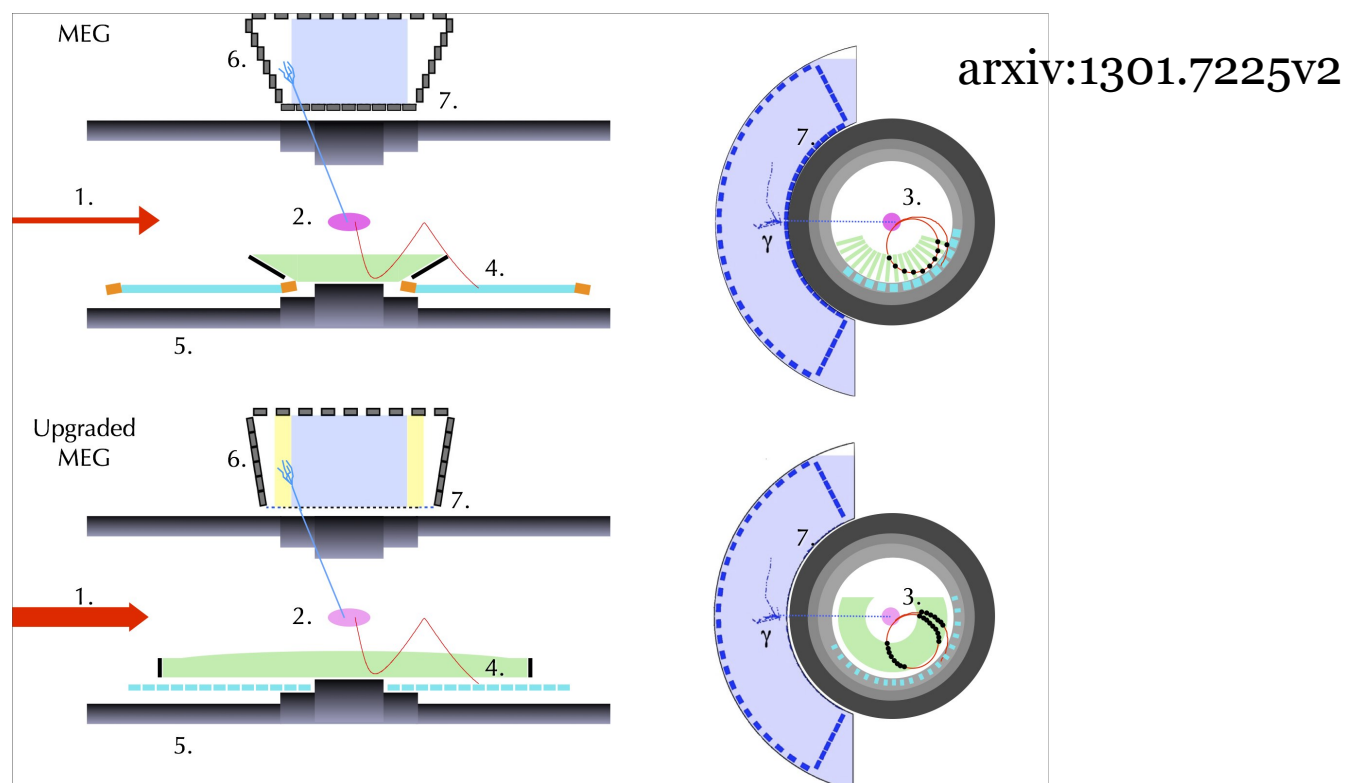
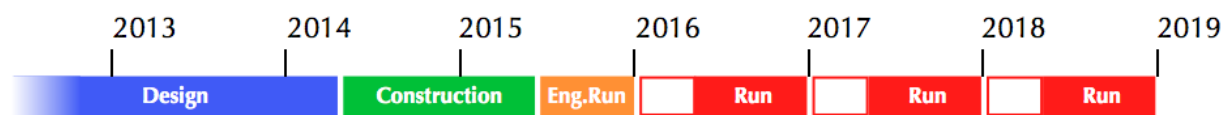
# MEG result and upgrade

- Current limit:  $\mathcal{B}(\mu^+ \rightarrow e^+ \gamma) < 5.7 \times 10^{-13}$  using  $3.6 \times 10^{14}$  stopped muons.

- Background is dominated by accidentals.

$$N_{\text{acc}} \propto R_{\mu}^2 \times \Delta E_{\gamma}^2 \times \Delta P_e \times \Delta \Theta_{e\gamma}^2 \times \Delta t_{e\gamma} \times T$$

- Upgrade: target sensitivity  $\sim 6 \times 10^{-14}$  based on  $\sim 3.3 \times 10^{15}$  stopped muons.



# How to improve beyond MEG upgrade?

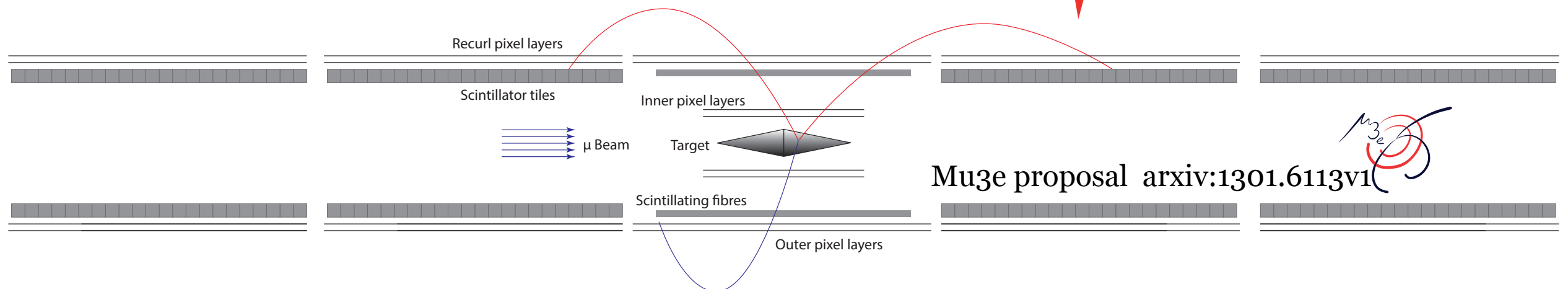
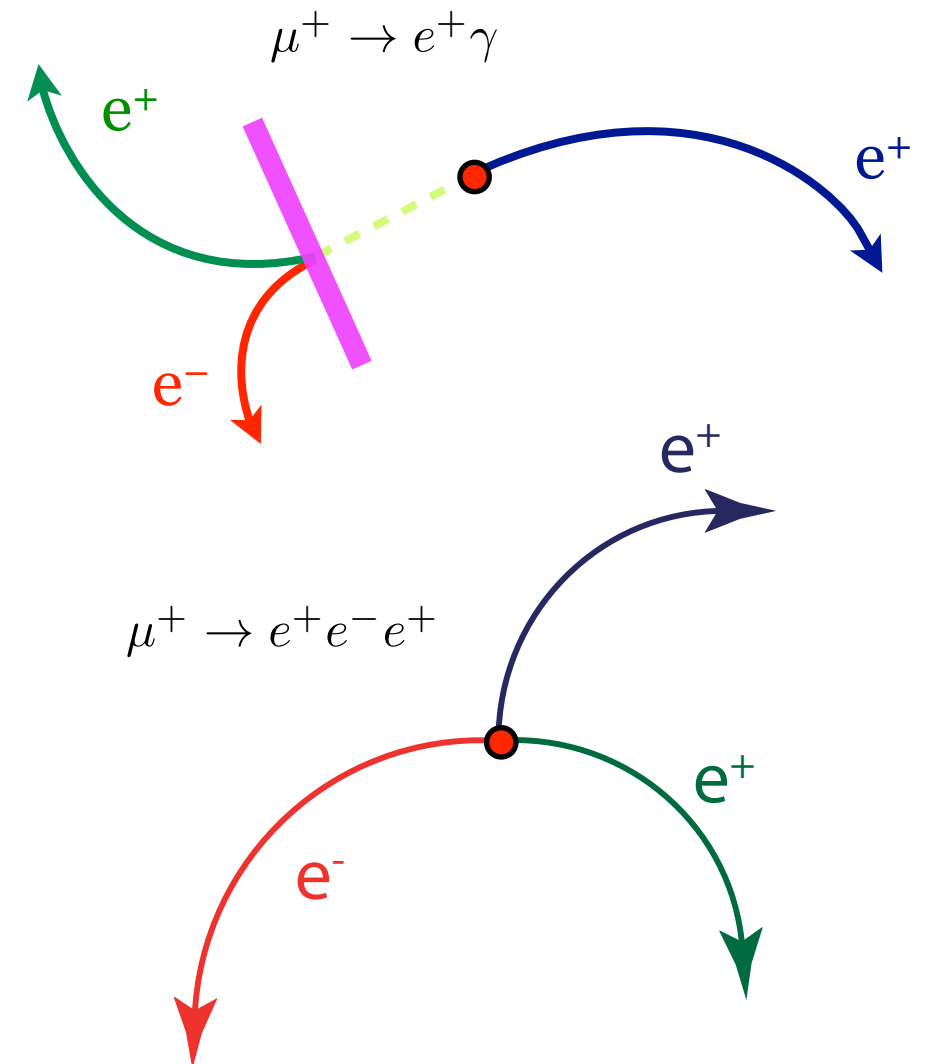
- One of the limiting factors of  $\mu \rightarrow e\gamma$  search is the photon energy resolution in calorimeter.
  - ◆ Accidental background dominates:  $N_{\text{acc}} \propto R_{\mu}^2 \times \Delta E_{\gamma}^2 \times \Delta P_e \times \Delta \Theta_{e\gamma}^2 \times \Delta t_{e\gamma} \times T$   
(Michel decay + radiative muon decay)
- A pair spectrometer (reconstructing  $e^+e^-$  pair tracks from photon conversion) can improve photon energy resolution significantly.
- Other improvement such as fiducial volume, positron/photon angular resolutions, muon decay vertex detection ability, etc. should also be considered.
- The use of converted photon were recently mentioned by Fritz DeJongh in his talk at 2012 summer study. Here we use the SuperB FastSim framework to take a detail look.

# Brief introduction to FastSim

- Born from *BABAR* offline software framework.
- Developed primarily for Super*B*; extensively used for physics studies and detector optimization.
- Detectors are modeled with 2D shells of cylinders, planes, and cones; configured by xml files, very easy and quick to modify.
- Event 4-momenta are generated by EvtGen
- Particle scattering, energy loss, secondary particles, etc. (Compton, Bremsstrahlung, conversion, EM/hadron showers), are simulated at the intersection of particle at each shell.
- Tracks are reconstructed with a Kalman filter into piece-wise trajectories. No pattern recognition, but can artificially confuse hits to mimic inefficiencies.
- High level physics candidates are built and analyzed with *BABAR* framework.

# Detector geometry

- Take note from Mu3e proposal:
  - ◆ Similar event topology
- Cylinders of thin silicon sensors
- Thin cone-shape target
- Scintillator timing devices (not implemented yet in this study).
- We need to add thin and dense materials to convert photons.

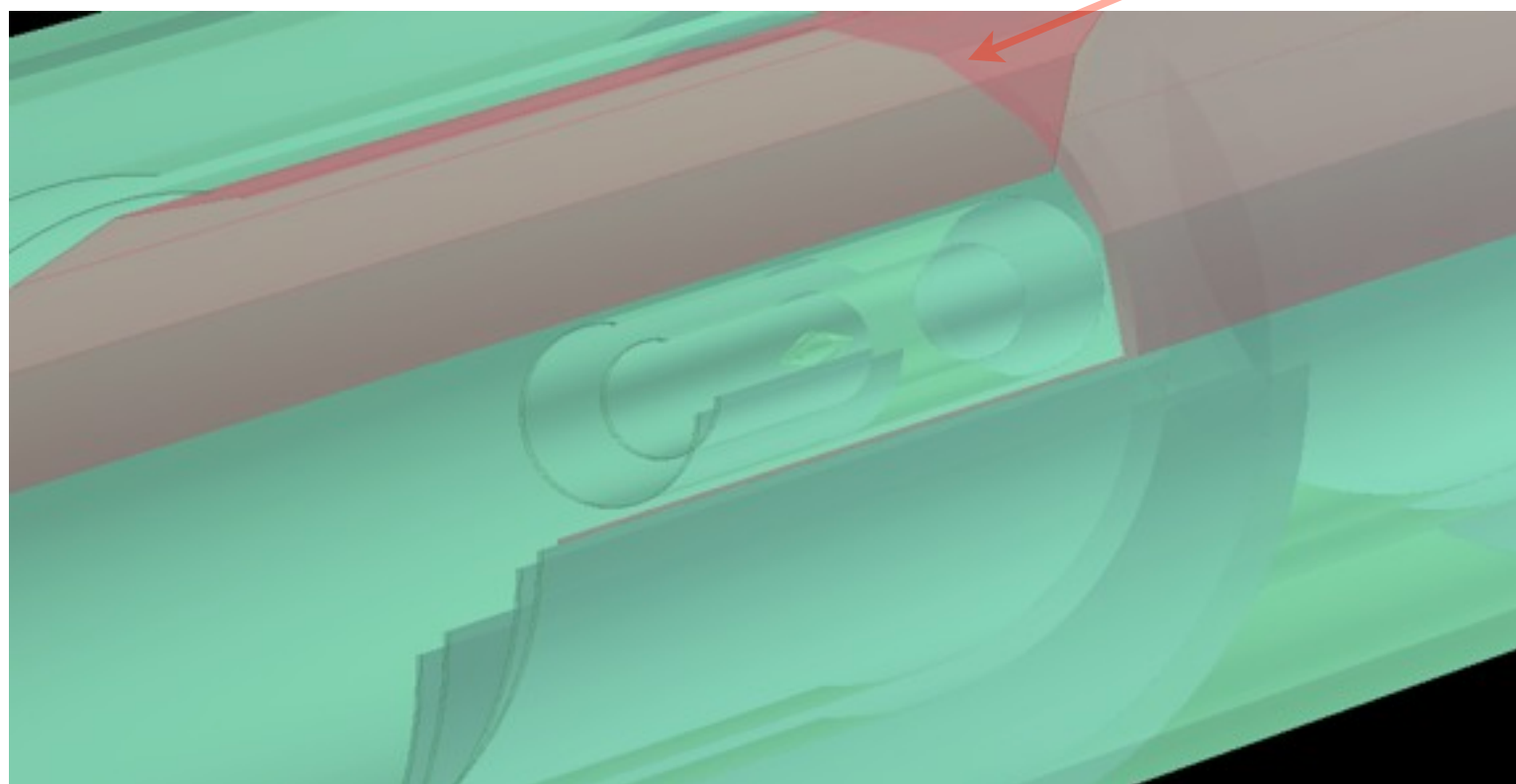



# FastSim setup

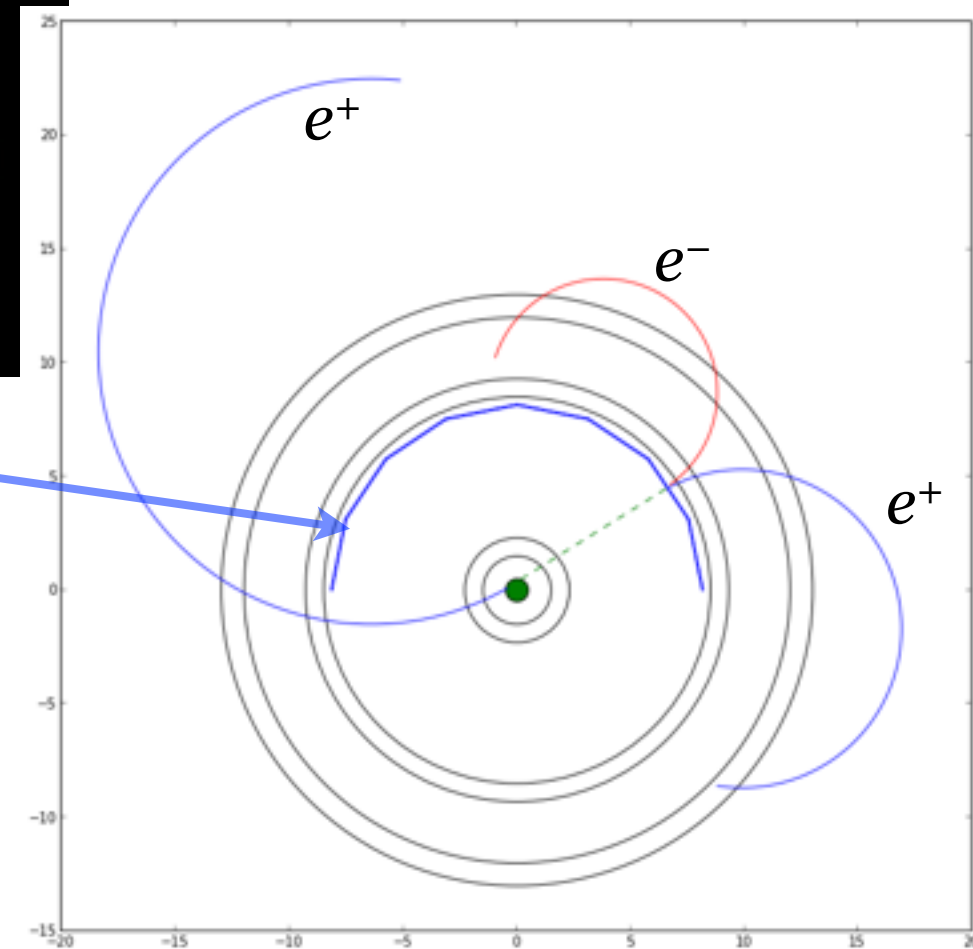
- 6 layers:  $R = 1.5, 2.3, 8.5, 9.3, 12.0, 13.0$  cm
- Si thickness =  $50\text{ }\mu\text{m}$ , plus  $50\text{ }\mu\text{m}$  kapton.
- Pb photon converter:  $0.56\text{ mm}$  thick ( $\sim 10\% X_0$ ) at  $R = 8.0$  cm, covering  $180^\circ$  azimuthal angle.
- Target: double-cone Aluminum. Z vertices at  $\pm 5$  cm;  $R = 0.5$  cm centered at  $z = 0$ ; thickness =  $50\text{ }\mu\text{m}$ .
  - ◆ Muons are generated just inside the surface of the target.
- Polar angle coverage:  $[0.2, \pi - 0.2]$  rad
- B Field =  $1.0\text{ T}$
- Silicon layers are modeled after SuperB double-sided triplets.
  - ◆ Hit resolution:  $8\text{ }\mu\text{m}$ , plus some fraction of a  $20\text{ }\mu\text{m}$  tail.
  - ◆ Hit efficiency: 90%.




# FastSim geometry



Pb



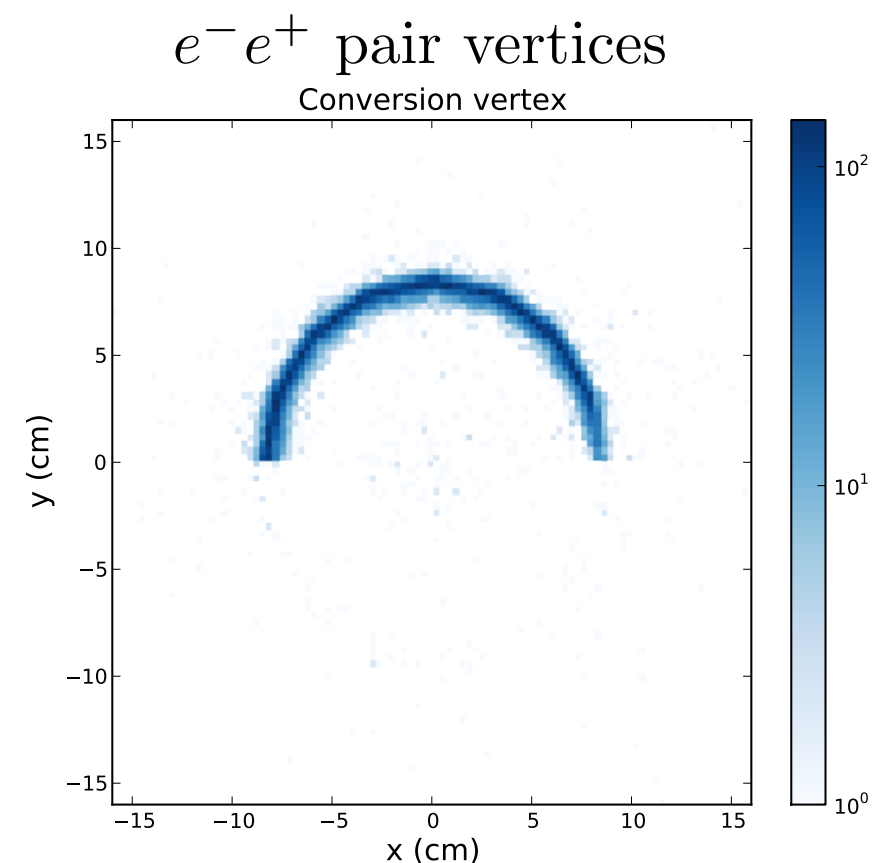
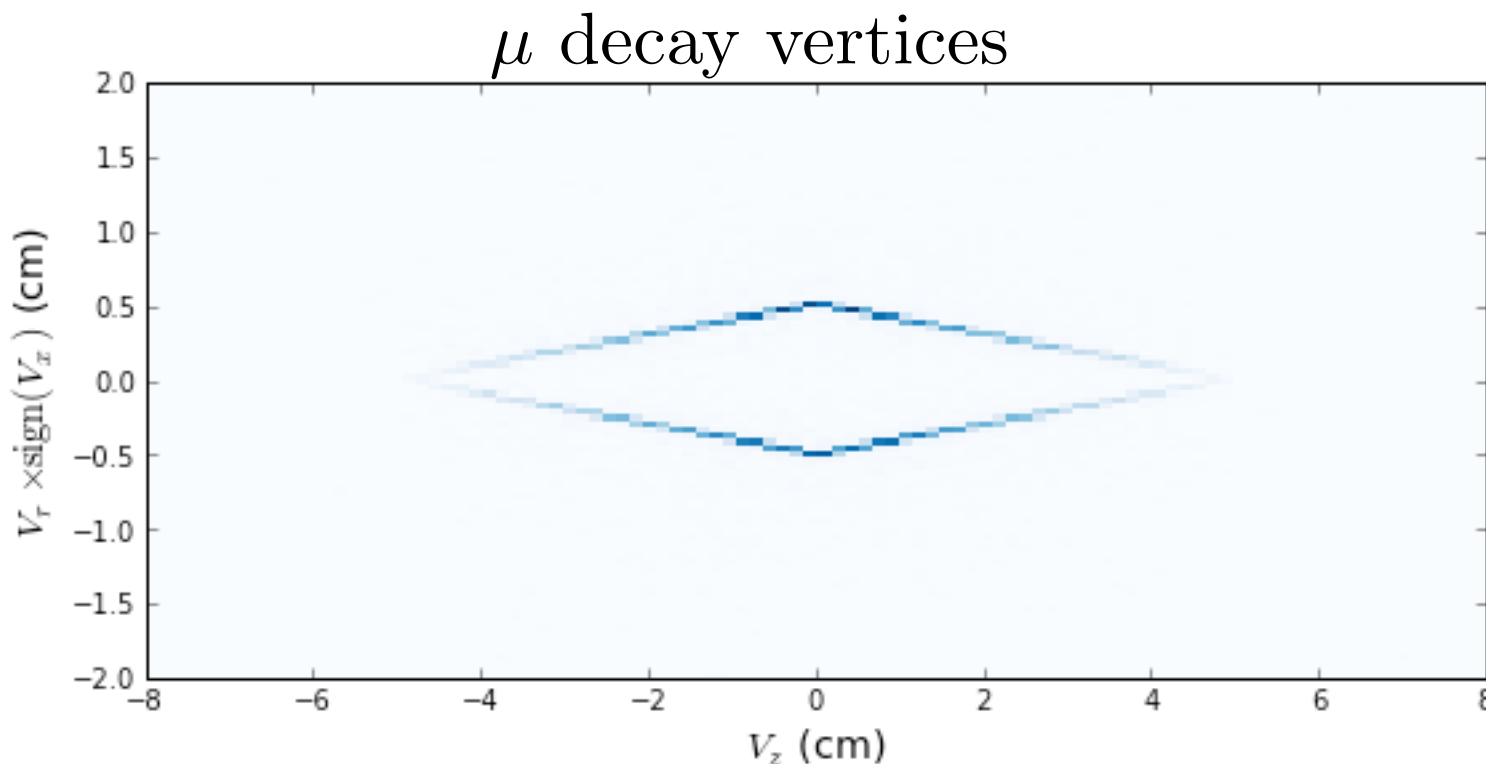
# Event display



Thin red curves: **generated** helices; magenta curves: **fitted** trajectories

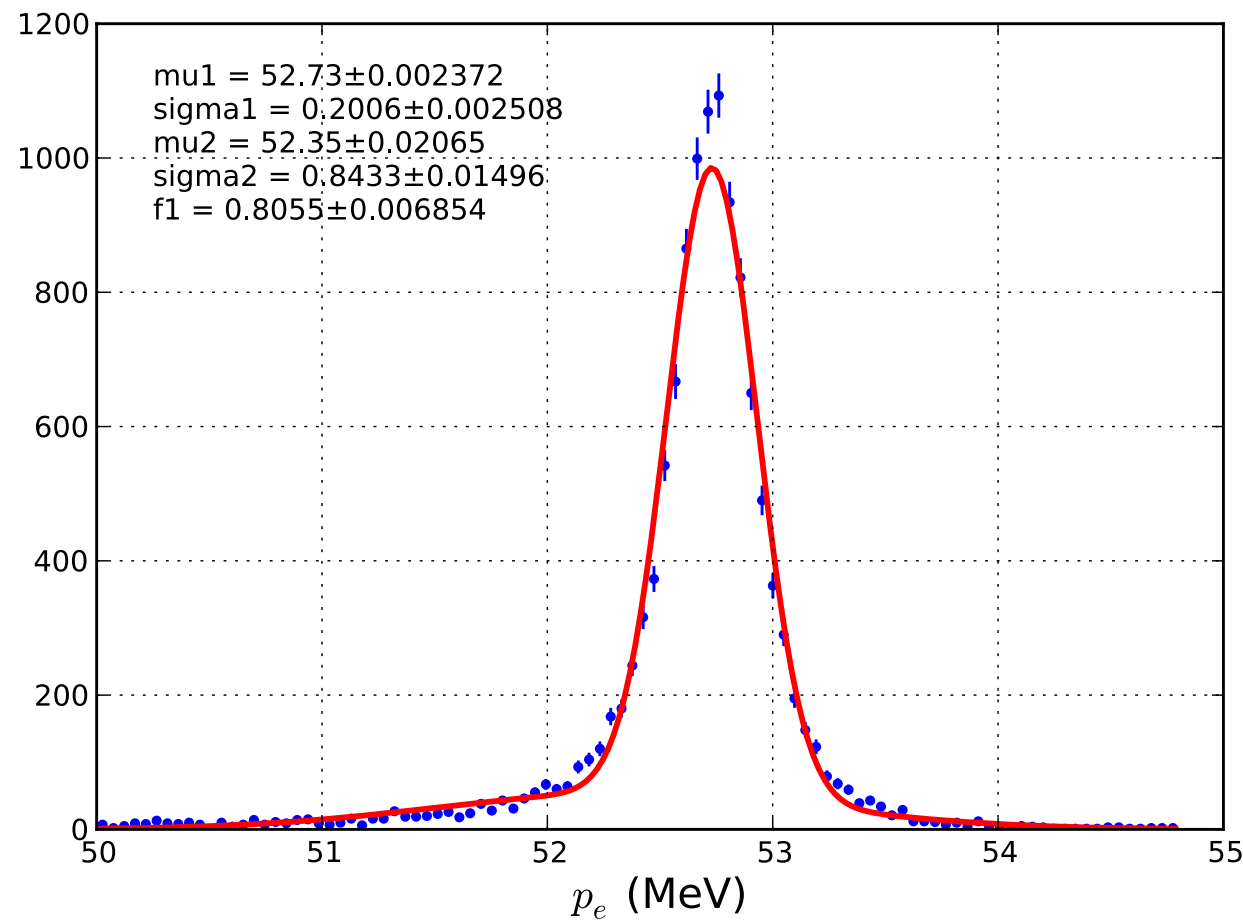
# Analysis

- Generate  $10^6 \mu^+ \rightarrow e^+ \gamma$  uniformly under the surface of target.
- *BABAR* algorithm to find/vertex converted  $\gamma \rightarrow e^+ e^-$  pairs.
- Extrapolate primary  $e^+$  onto the target surface; use the intersection to constrain the muon candidate decay vertex and refit the decay.
  - ◆ If more than one intersection is found, choose the one such that  $e^+$  and  $\gamma$  have a largest opening angle (closest to back-to-back).
- $\sim 1.8\%$  are reconstructed.

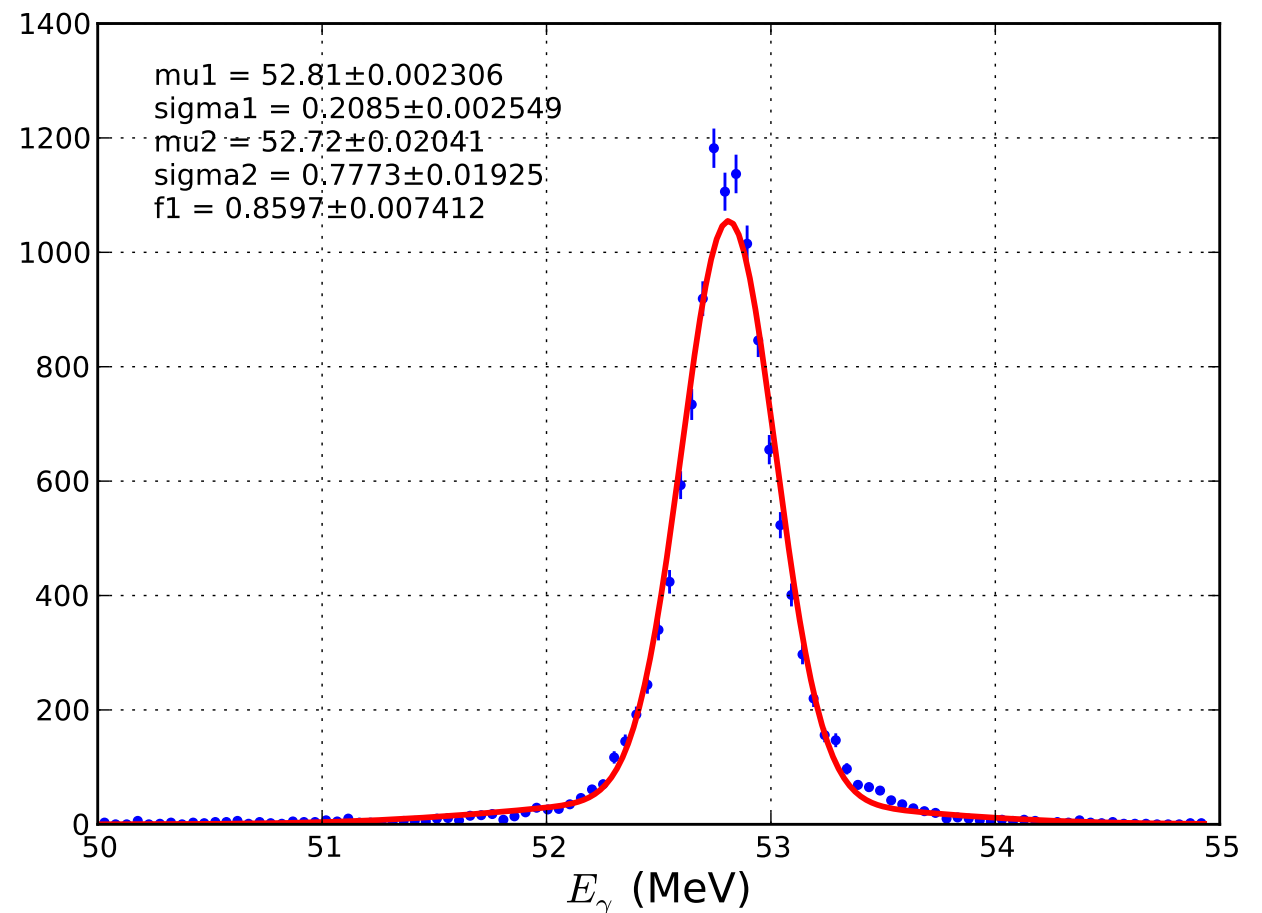


# Energy momentum resolutions

- Selection:  $|\cos\theta_e| < 0.7$ ;  $|\cos\theta_\gamma| < 0.7$ ;  $-3 < \varphi_e < 0$ ;  $\varphi_\gamma > 0$
- Efficiency  $\sim 1.25\%$ .

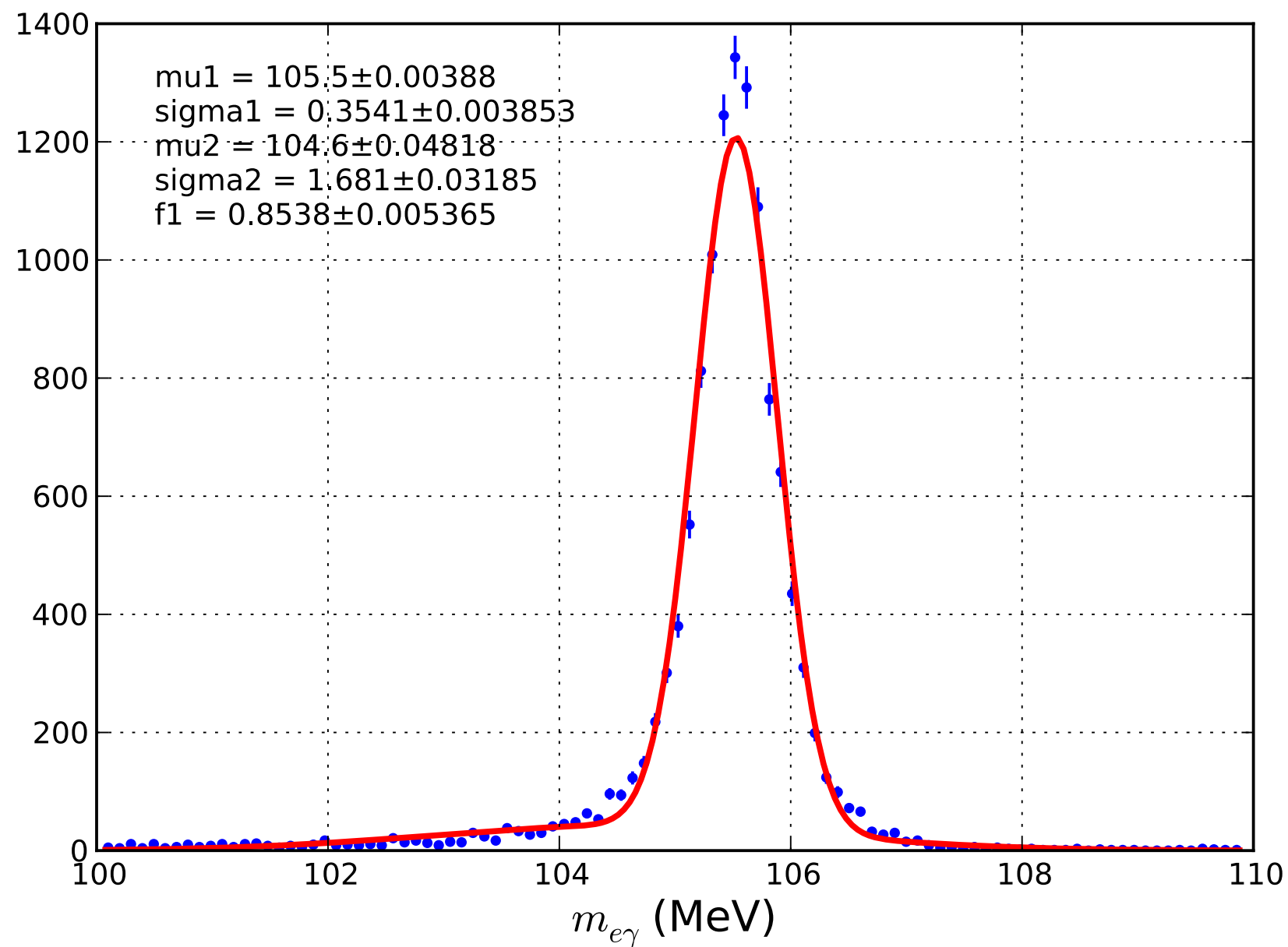


$e^+$  momentum:  
 $\sigma_1 = 200$  keV  
 $\sigma_2 = 840$  keV  
 $f_1 = 81\%$



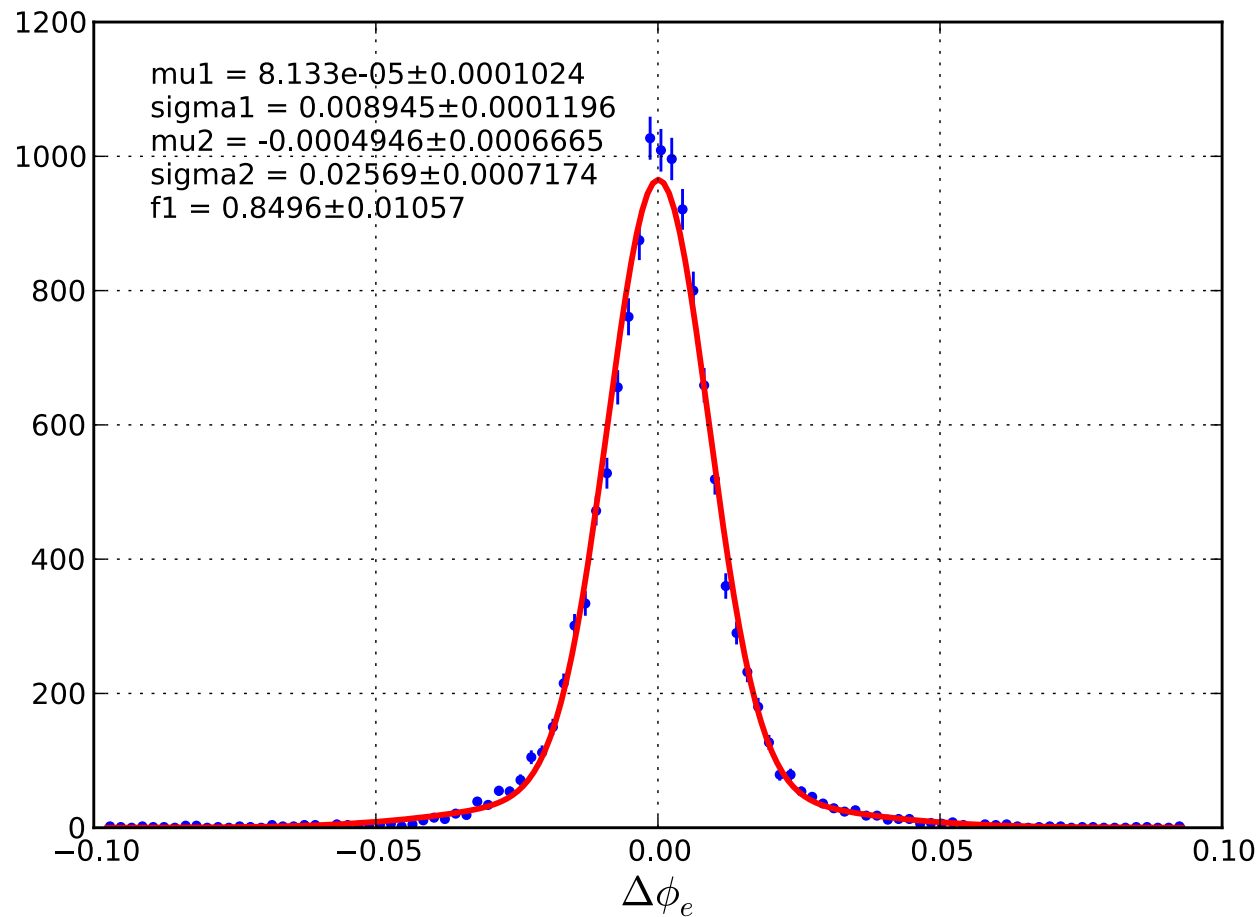
photon energy  
 $\sigma_1 = 208$  keV  
 $\sigma_2 = 777$  keV  
 $f_1 = 86\%$

# $e^+\gamma$ invariant mass resolution

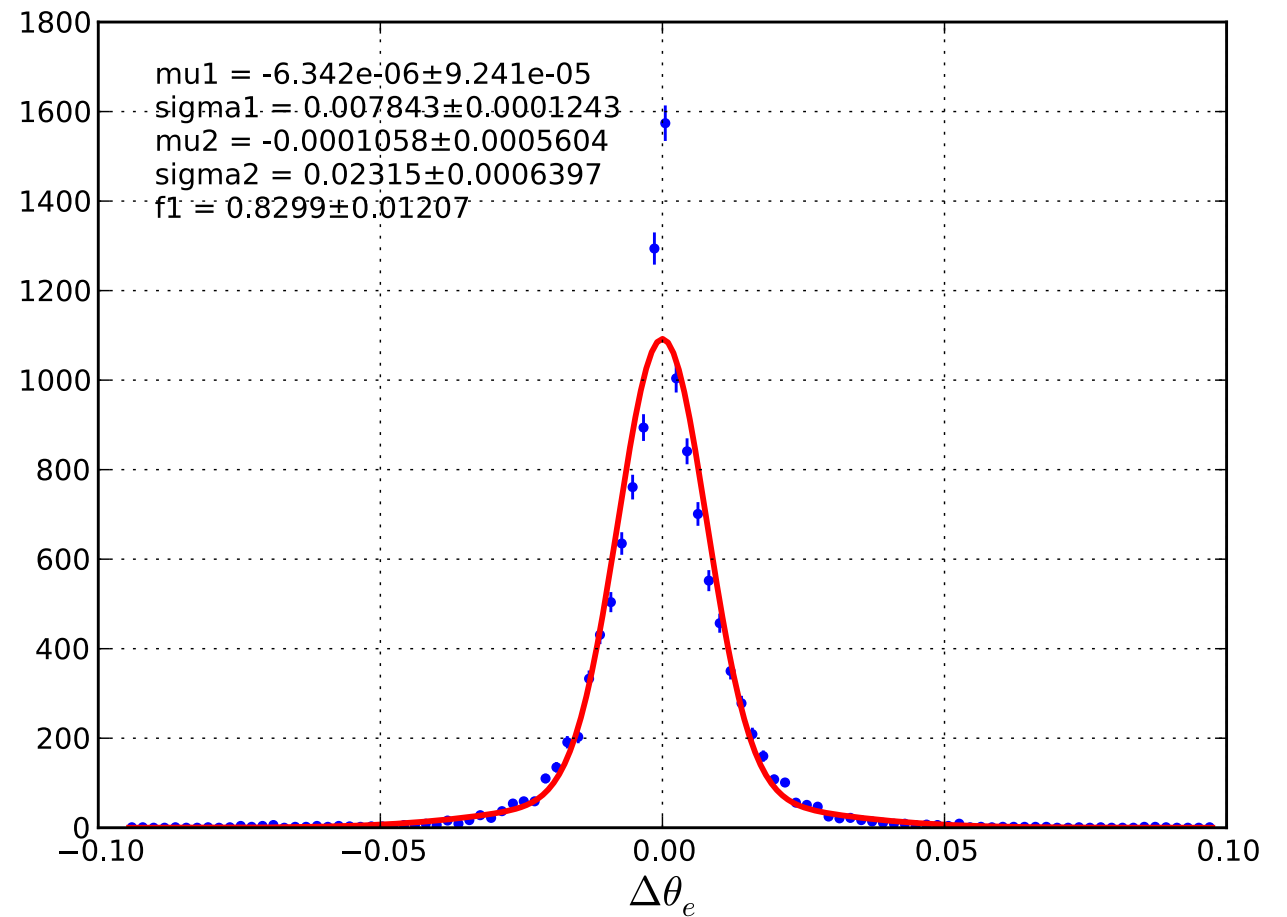


$\sigma_1 = 354 \text{ keV}$   
 $\sigma_2 = 1681 \text{ keV}$   
 $f_1 = 85\%$

# Positron angular resolution



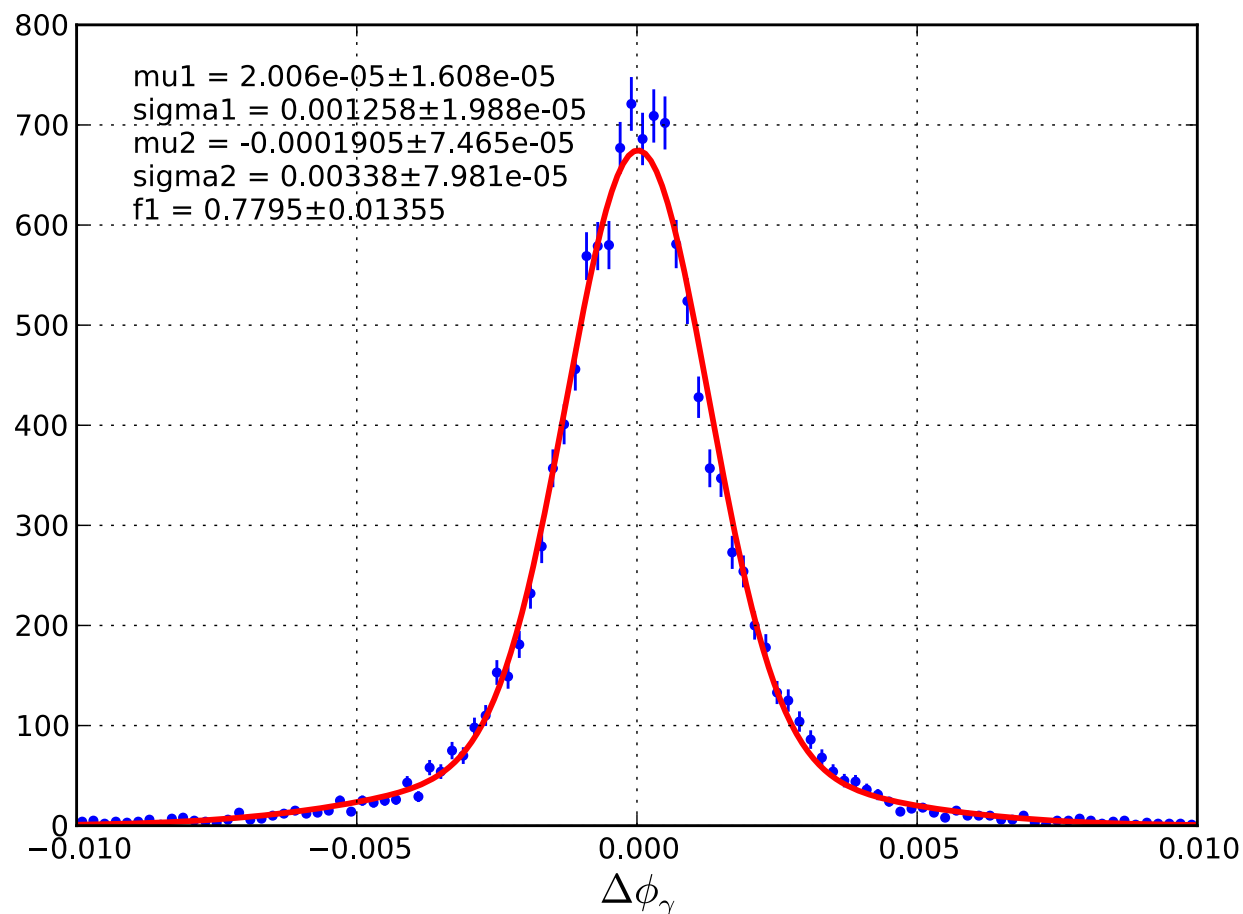
$\phi_e$  resolution  
 $\sigma_1 = 9$  mrad  
 $\sigma_2 = 26$  mrad  
 $f_1 = 85\%$



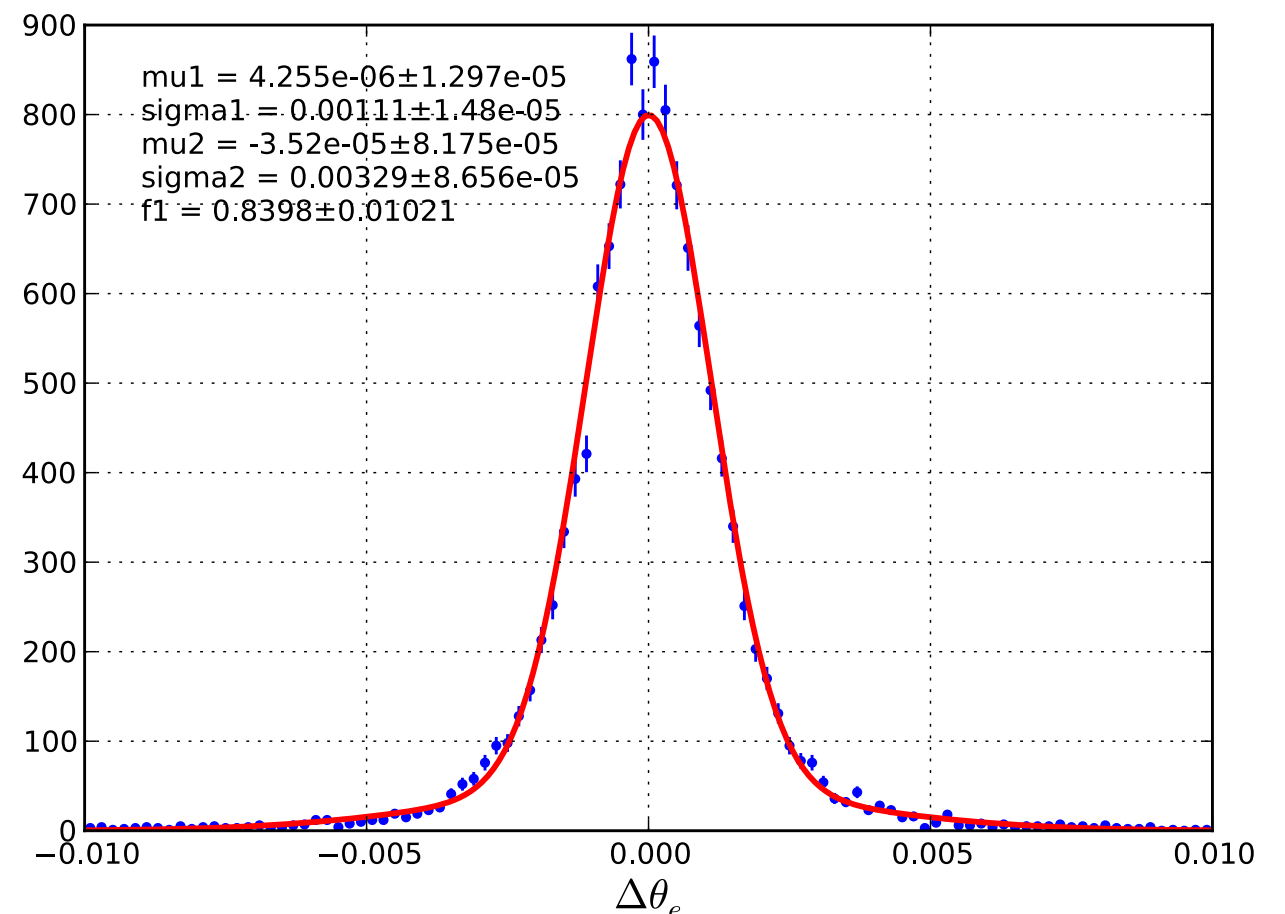
$\theta_e$  resolution  
 $\sigma_1 = 8$  mrad  
 $\sigma_2 = 23$  mrad  
 $f_1 = 83\%$

# Photon angular resolution

- After vertex constraint:  $\sim 7$  time better than positron angular resolution.
- ♦ (Before vertex constraint: similar to positron.)



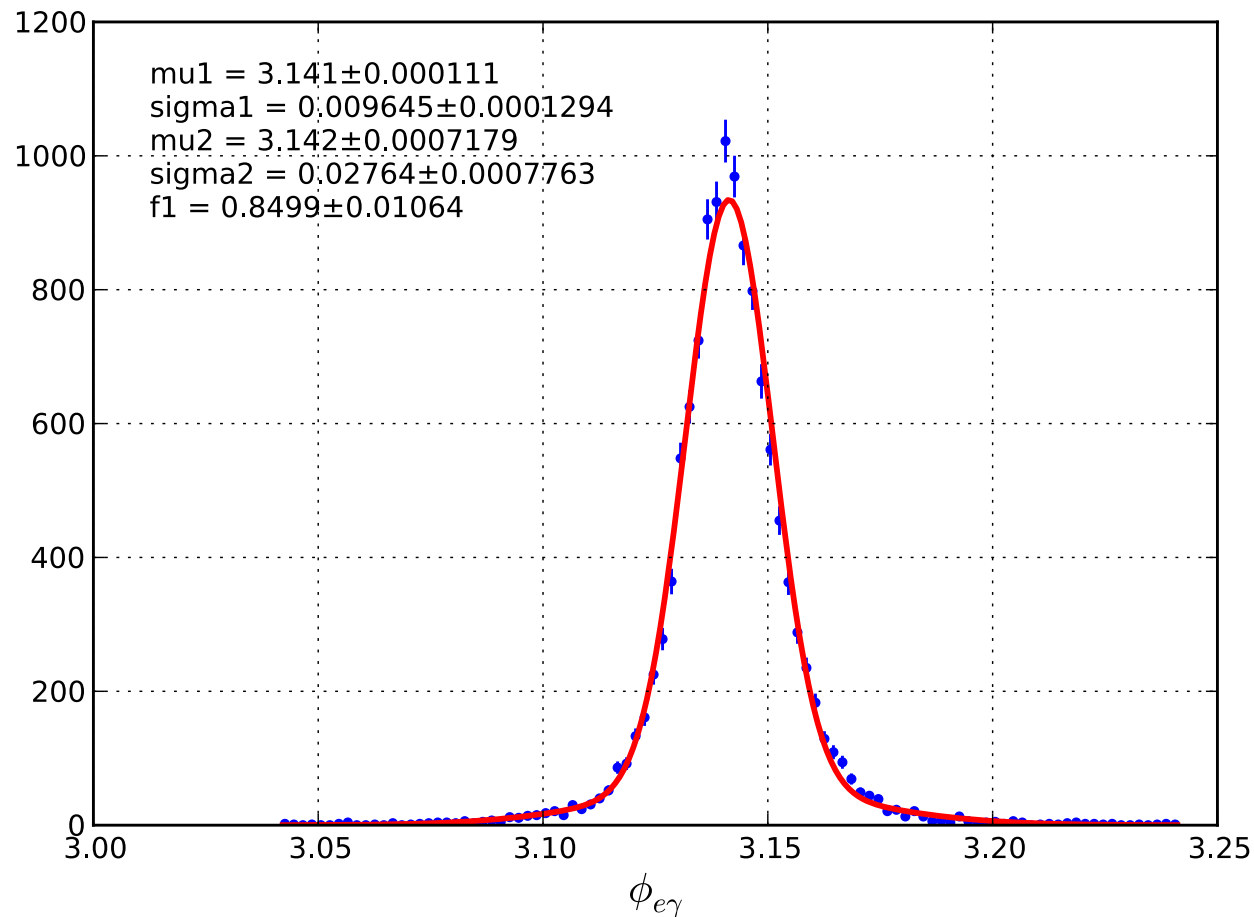
$\phi_\gamma$  resolution  
 $\sigma_1 = 1.3$  mrad  
 $\sigma_2 = 3.4$  mrad  
 $f_1 = 78\%$



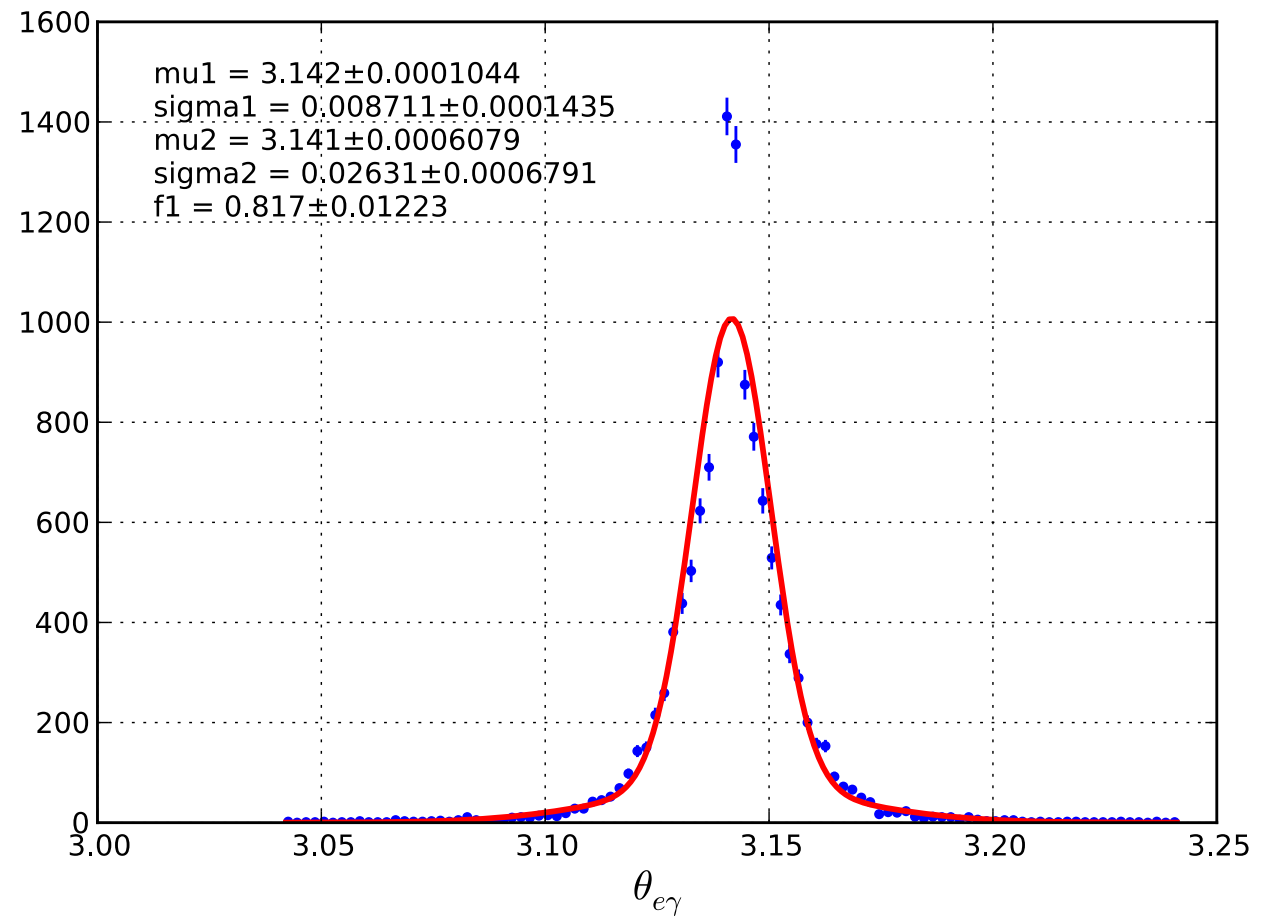
$\theta_\gamma$  resolution  
 $\sigma_1 = 1.1$  mrad  
 $\sigma_2 = 3.3$  mrad  
 $f_1 = 84\%$

# Resolution of $e\text{-}\gamma$ angle

- Dominated by positron angular resolution.



$\phi_{e\gamma}$  resolution  
 $\sigma_1 = 9.6$  mrad  
 $\sigma_2 = 28$  mrad  
 $f_1 = 85\%$



$\theta_{e\gamma}$  resolution  
 $\sigma_1 = 8.7$  mrad  
 $\sigma_2 = 26$  mrad  
 $f_1 = 82\%$



# Comparison

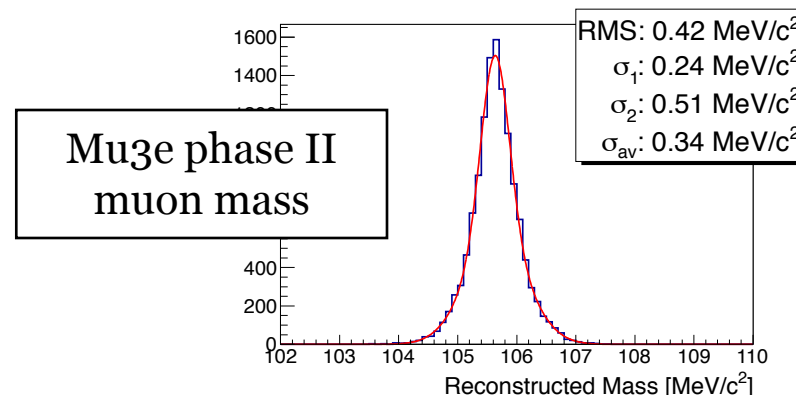
- We use SuperB FastSim and *BABAR* framework to study a conceptual design of a detector for  $\mu^+ \rightarrow e^+ \gamma$  ( $\rightarrow e^+ e^-$ )
- Comparison with MEG, MEG upgrade and Mu3e.

	This work	MEG
$p_e$	200 keV	305 keV
$E_\gamma$	0.37%	1.7–2.4 %
$m_{e\gamma}$	340 keV	
$\phi_{e\gamma}$	10 mrad	9 mrad
$\theta_{e\gamma}$	9 mrad	16 mrad
efficiency	1.25%	~2%

TABLE XI: Resolution (Gaussian  $\sigma$ ) and efficiencies for MEG upgrade

PDF parameters	Present MEG	Upgrade scenario
$e^+$ energy (keV)	306 (core)	130
$e^+$ $\theta$ (mrad)	9.4	5.3
$e^+$ $\phi$ (mrad)	8.7	3.7
$e^+$ vertex (mm) Z/Y(core)	2.4 / 1.2	1.6 / 0.7
$\gamma$ energy (%) ( $w < 2$ cm)/( $w > 2$ cm)	2.4 / 1.7	1.1 / 1.0
$\gamma$ position (mm) $u/v/w$	5 / 5 / 6	2.6 / 2.2 / 5
$\gamma$ - $e^+$ timing (ps)	122	84
<b>Efficiency (%)</b>		
trigger	$\approx 99$	$\approx 99$
$\gamma$	63	69
$e^+$	40	88

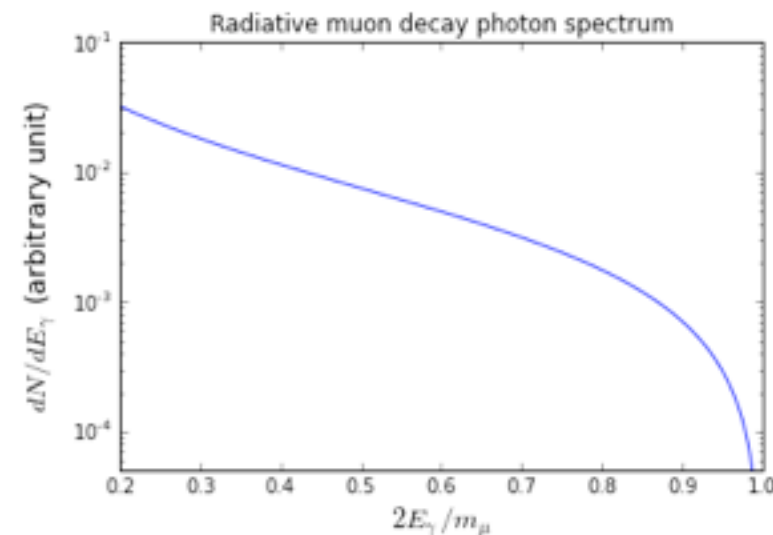
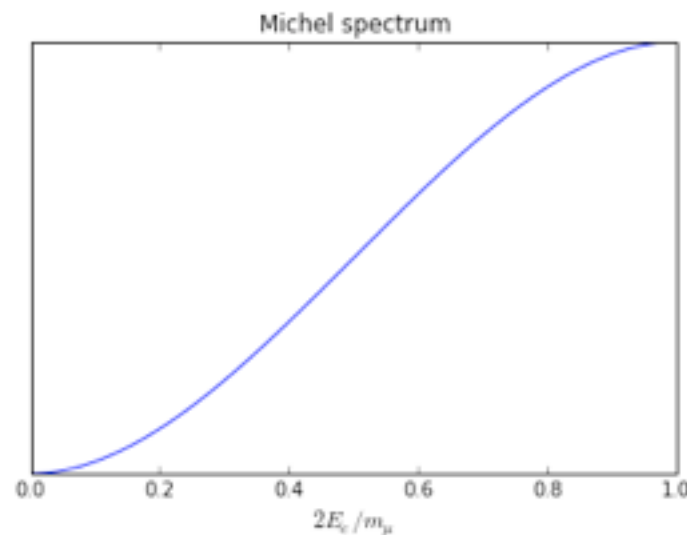
arxiv:1301.7225v2



arxiv:1301.7225v2

# Background study

- The dominant background in MEG is accidental background (>90%).
  - ✦ Positron from normal Michel decay; photon from radiative muon decay.



- BF(Michel)~100%; BF(RMD)=(1.4 ± 0.4)%.
- We can generate uncorrelated pairs of e<sup>+</sup> and γ, limiting ourselves to around the signal-like phase space, to simulate the equivalent background from 10<sup>16</sup> stopped muons in a short time.

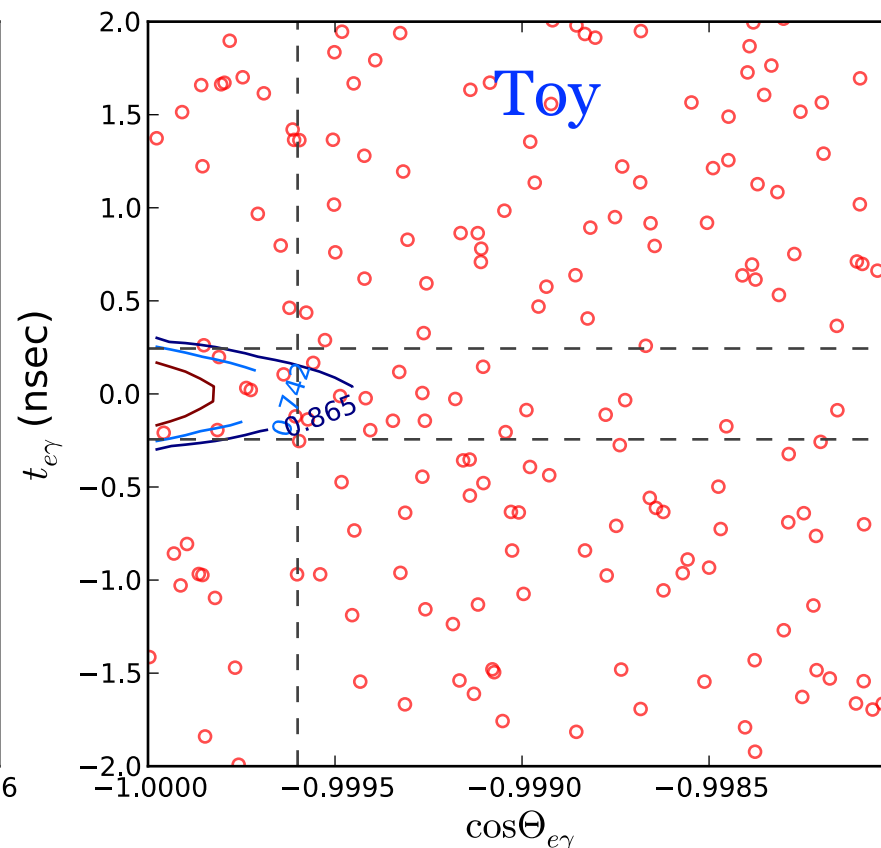
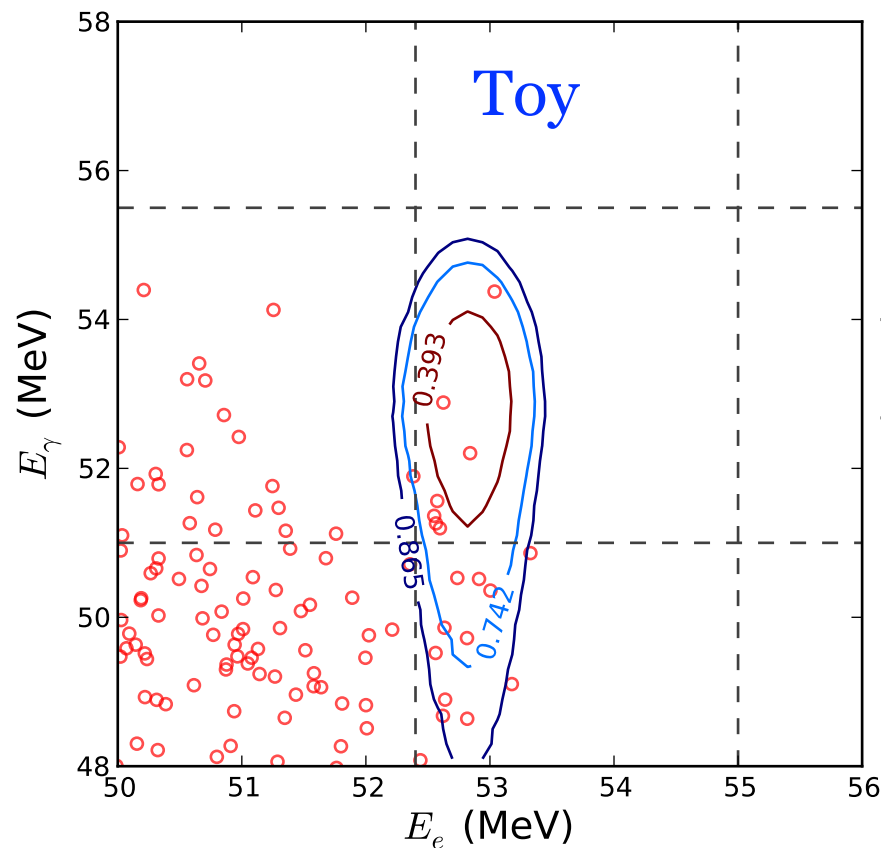
$$N_{\text{acc}} = \frac{1}{16\pi^2} R_{\mu}^2 \cdot \mathcal{B}_e(E_e) \cdot \mathcal{B}_{\gamma}(E_{\gamma}) \cdot \Delta t \cdot T \cdot \Omega_1 \cdot \Delta\Omega_2 \cdot \varepsilon_e \cdot \varepsilon_{\gamma} \cdot \varepsilon_s$$

Diagram illustrating the components of the accidental background rate equation:

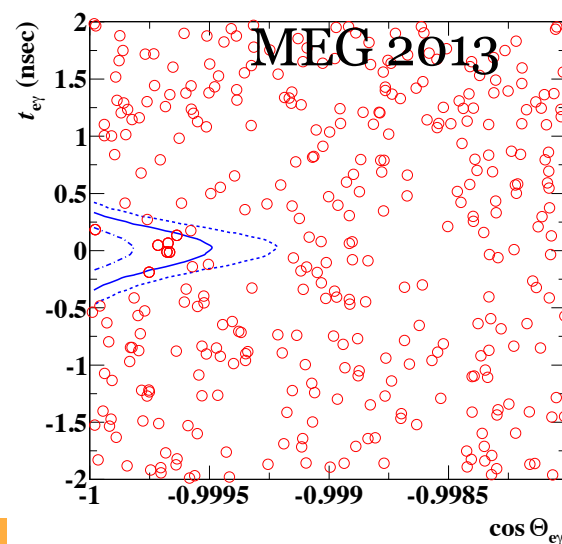
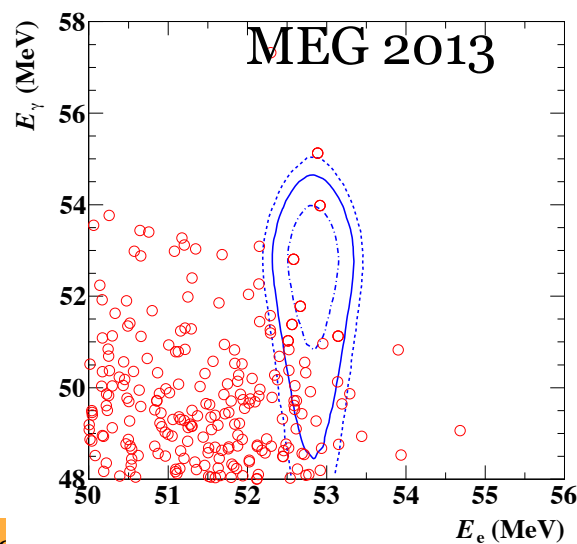
- $R_{\mu}^2$ : muon stop rate
- $\mathcal{B}_e(E_e)$ : partial BFs
- $\mathcal{B}_{\gamma}(E_{\gamma})$ : partial BFs
- $\Delta t$ : time window
- $T$ : DAQ time
- $\Omega_1$ : phase space factors
- $\Delta\Omega_2$ : phase space factors
- $\varepsilon_e \cdot \varepsilon_{\gamma} \cdot \varepsilon_s$ : reconstruction/selection efficiencies

# Toy validation with MEG

- Use  $R_\mu = 3 \times 10^7 / \text{s}$ ,  $R_\mu T = 3.6 \times 10^{14}$ , 2.2% overall efficiency, and MEG's resolutions to generate accidental background toy events

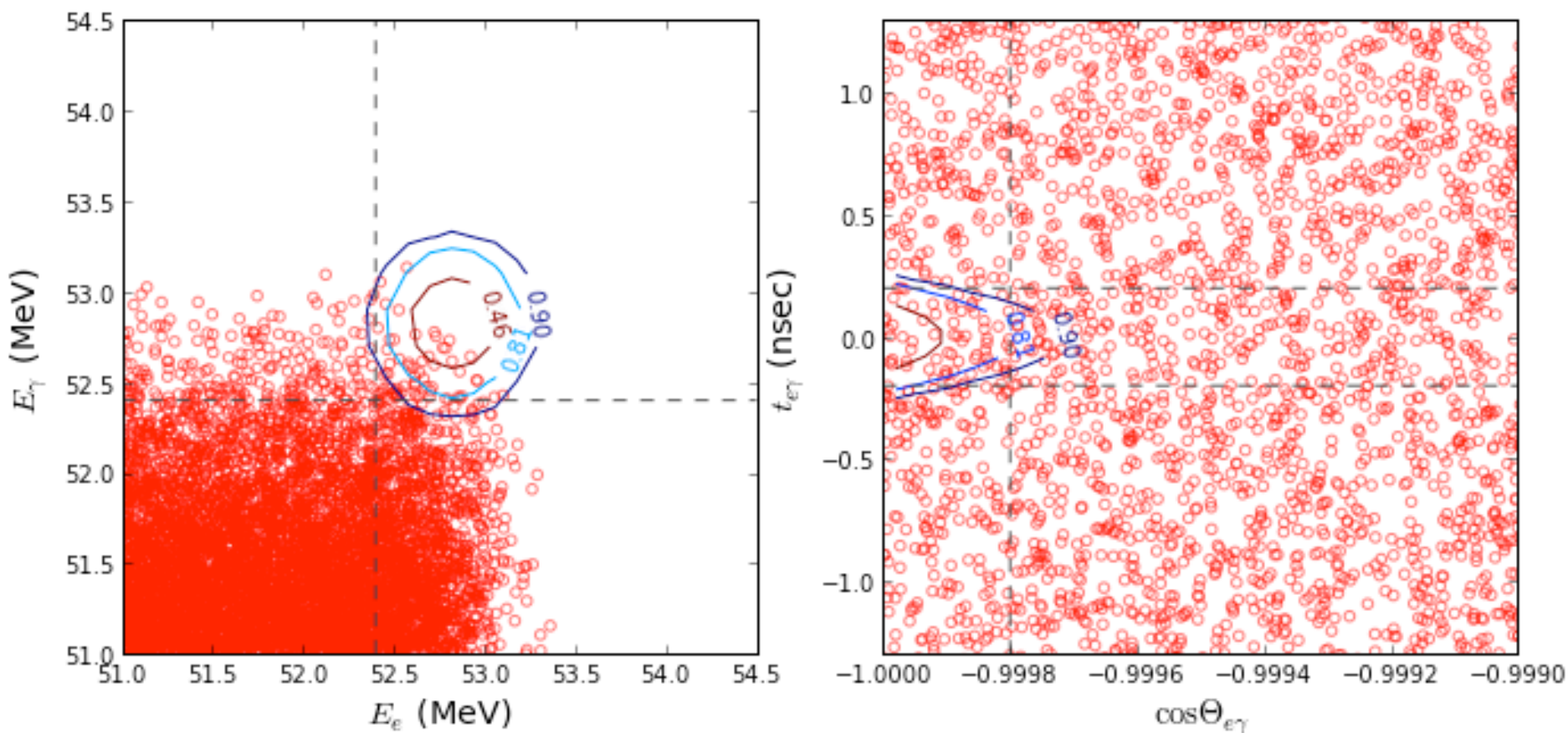


Count events in  $\pm 1.64\text{-}\sigma$  windows (90% for a Gaussian distribution) in  $E_e$ ,  $E_\gamma$ ,  $\theta_{e\gamma}$ ,  $\varphi_{e\gamma}$ , and  $\Delta t$ . Found  $3.3 \pm 0.2$  background events.



# Background in future facility

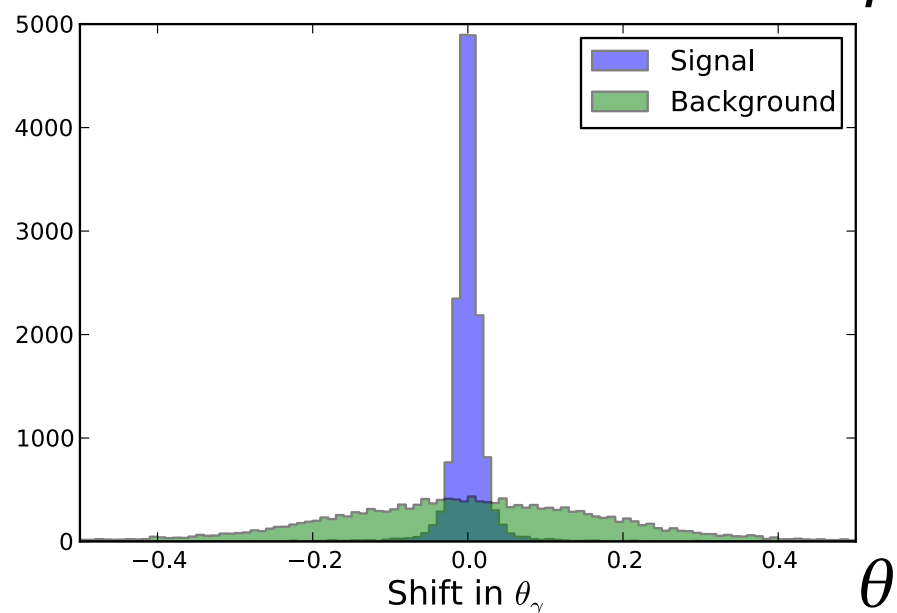
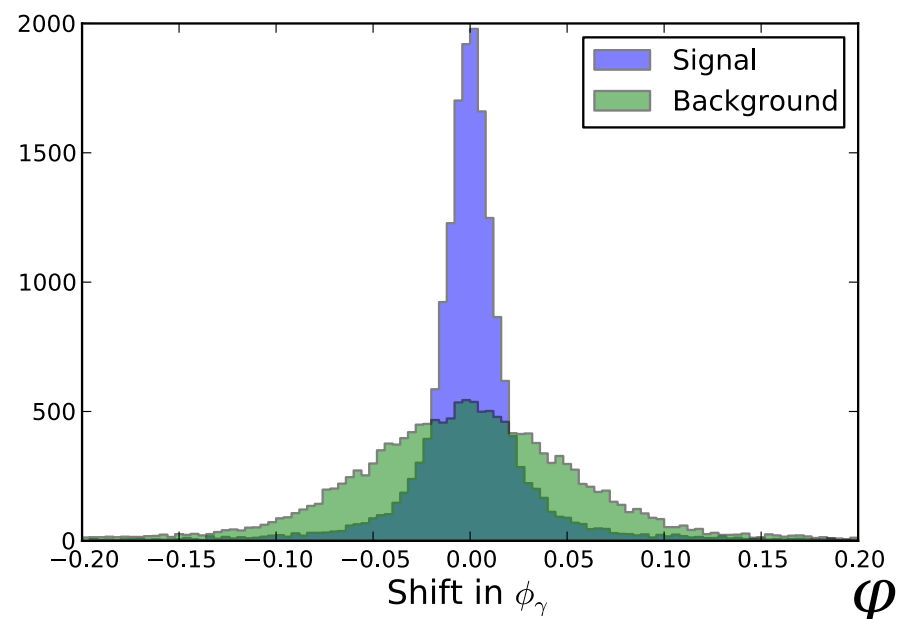
- Single event sensitivity  $\sim 2 \times 10^{-15}$ .
- Signal efficiency 1.25%.
- Need  $\sim 4 \times 10^{16}$  stopped muons.
- Assuming data taken in 1.5 DAQ years  $\Rightarrow R_\mu = 8.4 \times 10^8/\text{s}$ .
- Use resolutions similar to those found in FastSim, and timing resolution of 100 ps.



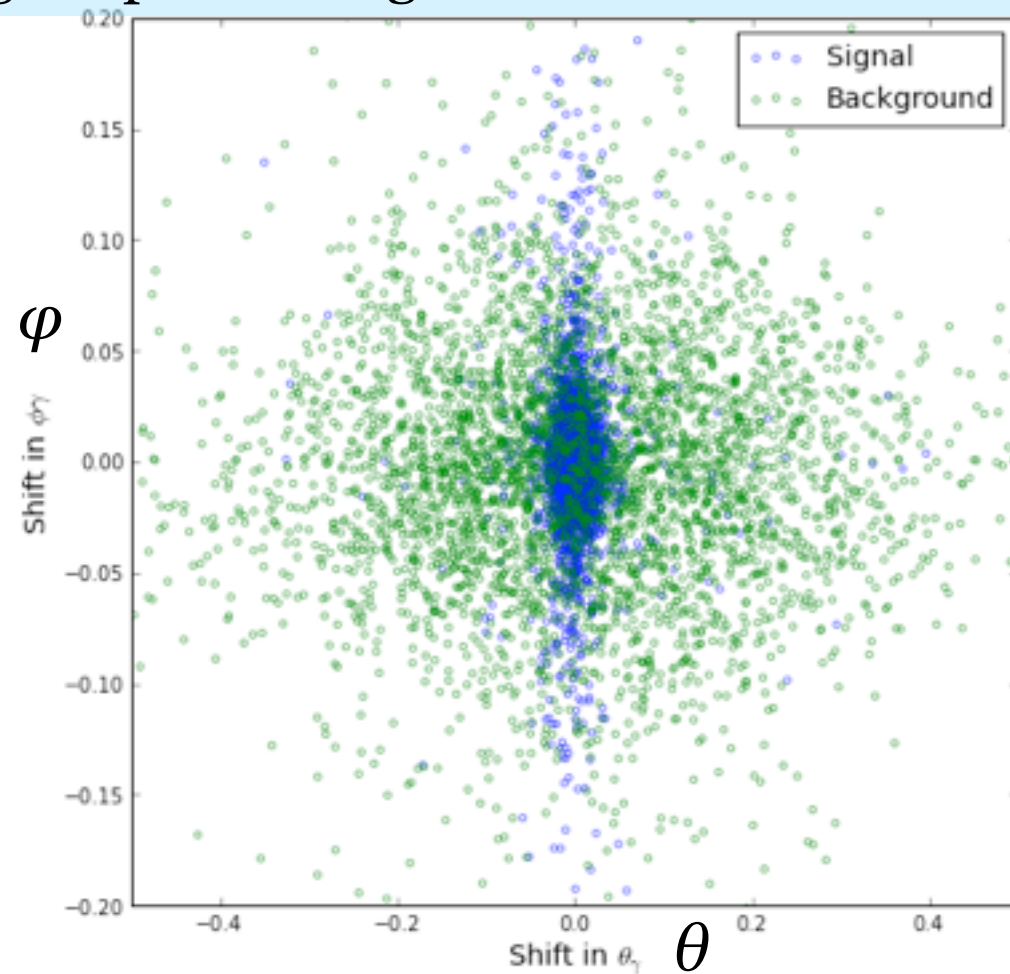
Count events in  $\pm 1.64\text{-}\sigma$  windows (90% for a Gaussian distribution) in  $E_e$ ,  $E_\gamma$ ,  $\theta_{e\gamma}$ ,  $\varphi_{e\gamma}$ , and  $\Delta t$ . Found  $20 \pm 3$  background events.  $\Rightarrow$  one order of magnitude to go.

# Vertexing power

- Converted photon has an angular resolution  $\sim 10$  mrad in  $\phi$  and  $\theta$  (before vertex constraint).
- Positron and photon in accidental background come from different points on the target. Forcing the production point of the photon to be that of the positron will change the photon direction.



Change in photon angles after vertex constrained fit



In  $\pm 30$  mrad box,  
85% signal, 5% background are selected



# Summary

- Reconstructing  $e^+e^-$  tracks from converted photons can significantly improve photon energy resolution, and can provide photon direction independently; both improve  $\mu \rightarrow e\gamma$  search sensitivity significantly. FastSim study demonstrates the principle.
- Toy study shows that an order of magnitude improvement from MEG upgrade sensitivity is possible (as long as the muon stopping rate is achievable, and target/detector can tolerate it).
- Further improvement:
  - ◆ Loss of efficiency due to photon conversion probability could be partially recovered by adding more layers of converters.
  - ◆ Target optimization; active (silicon) target.
  - ◆ Detector layout optimization.

