

Colored resonances

Felix Yu
Fermilab

Next Steps in the Energy Frontier – Hadron Colliders, Fermilab
August 27, 2014

100 TeV!

- A 100 TeV collider is a **hugely exciting** possibility
 - Know the Standard Model is incomplete
 - Direct probe of the SM in new, uncharted territory
- Will quantify sensitivity improvements for dijet resonances compared to current and 14 TeV reach
 - Z'_B (color singlet vector)
 - G' (color octet vector) FY [1308.1077]
 - (*Quark compositeness, see L. Apanasevich, et. al. [1307.7149]*)
 - (*Level 2 KK gluon from UED, see K. Kong, FY [1308.1078]*)
 - (*RS gluon, see K. Agashe, et. al. [1310.1070]*)

Motivating dijets

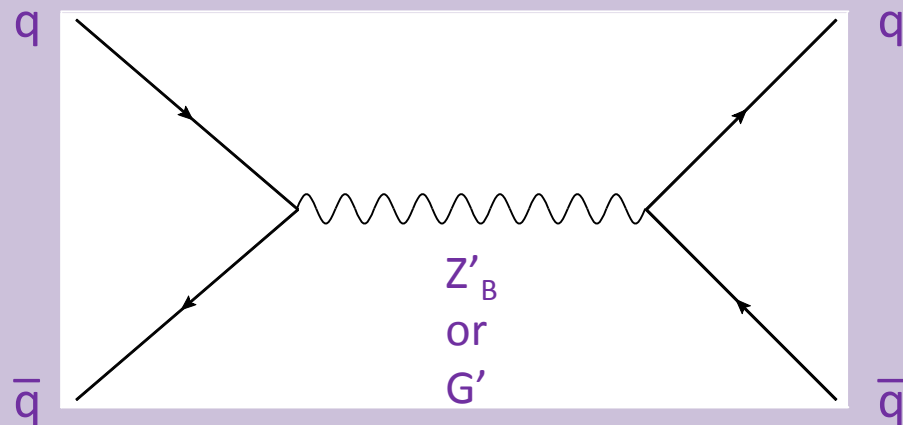
- Dijets (and multijets) is the largest production rate at hadron colliders
- Experimentalist's standard candle
 - Detector response calibration
 - Most all NP searches rely on suppression of multijets
- Proving ground for testing collider reach
- Dijet resonances are a standard signature in many BSM theories
 - Focus on decay to quarks, complementary to leptonic decay

Dijet resonance models

- Many BSM models have additional gauge symmetry
 - Generic signature is a new vector resonance
 - An important class of models have leptophobic gauge bosons
 - adopt two flavor-universal benchmarks
 - Z'_B (baryon number coupled Z')
 - G' (coloron)
 - Z'_B is s -channel simplified model for DM production
- Separately, the simplest s -channel resonance at a high energy hadron collider is a dijet resonance
 - $q\bar{q}$ resonance
 - gg resonance: loop-induced (e.g. Higgs)
 - qg resonance: loop-induced
 - qq resonance: flavor constraints

Dijet resonance models

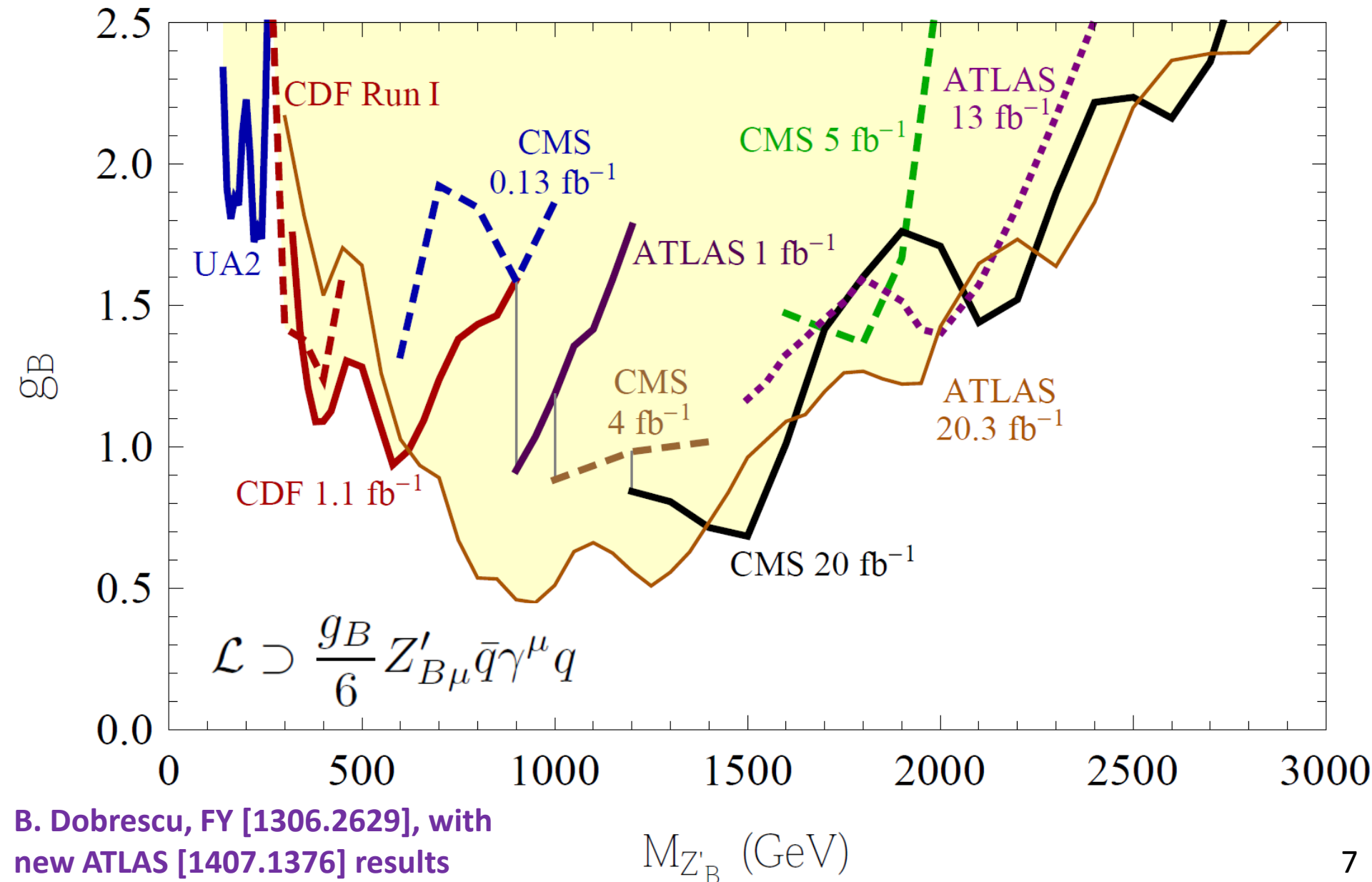
- Production and decay vertices use same coupling
- For Z'_B , G' models, only have 2 parameters: **g** and **M**
 - Leptophobic, and no tree-level gluon coupling
 - Universal coupling to quarks – BR to jj (including $b\bar{b}$) only depends on mass
 - Interplay with $t\bar{t}$ resonance searches [e.g. RS gluon]
- Map effective rate ($\sigma \times \text{Br} \times A$) limits into **coupling vs. mass plane**



The coupling–mass mapping

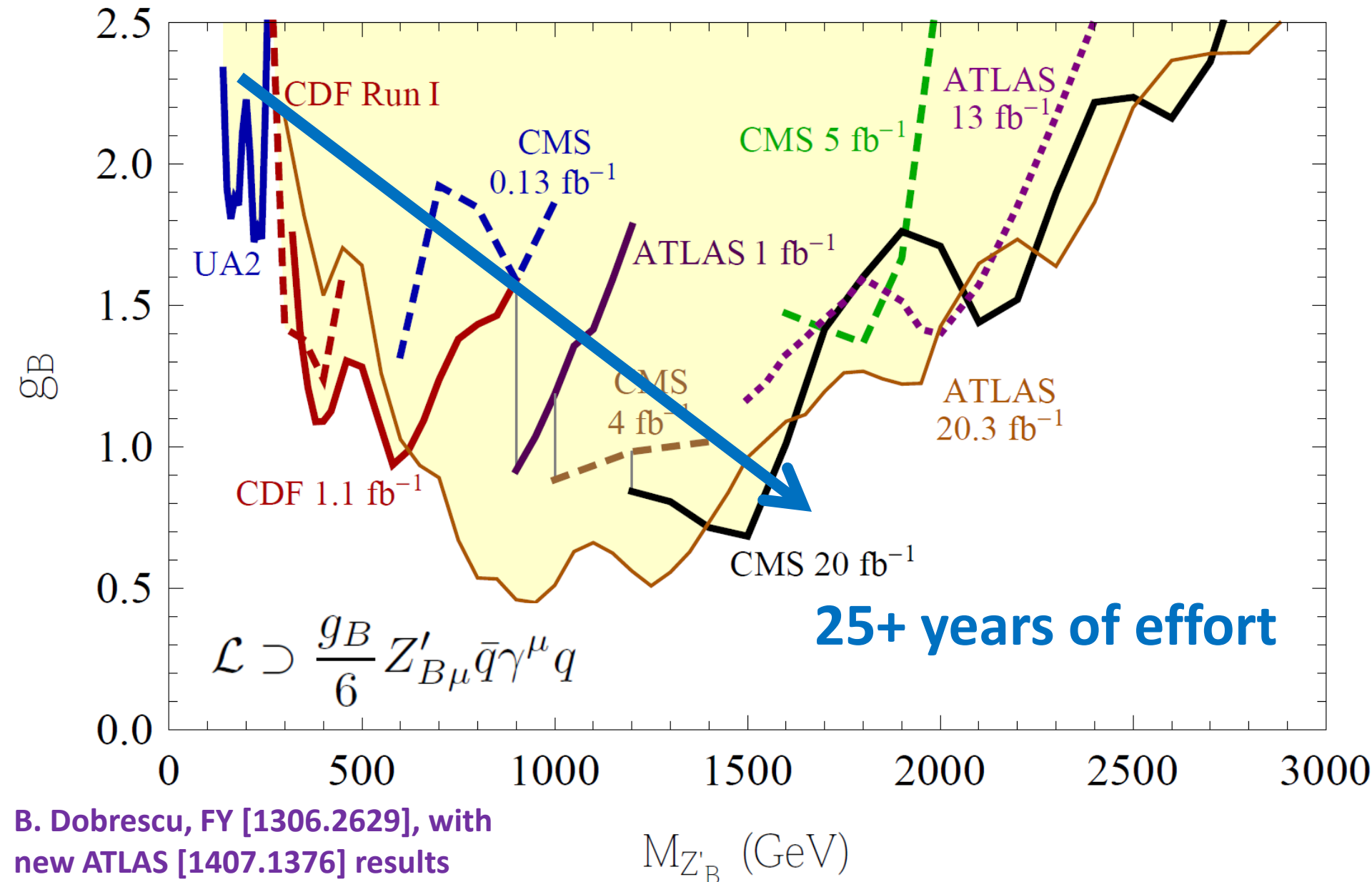
- Higher energy colliders reach heavier resonances
 - But still probe weakly-coupled light resonances
 - Multijet trigger tracks run conditions
 - Leaves light dijet resonances relatively underprobed
- Fair comparison of different searches with different luminosities and colliders
- Simultaneously understand mass reach and coupling sensitivity

Current g_B vs. $M_{Z'}$ limits: Z'_B dijet resonance



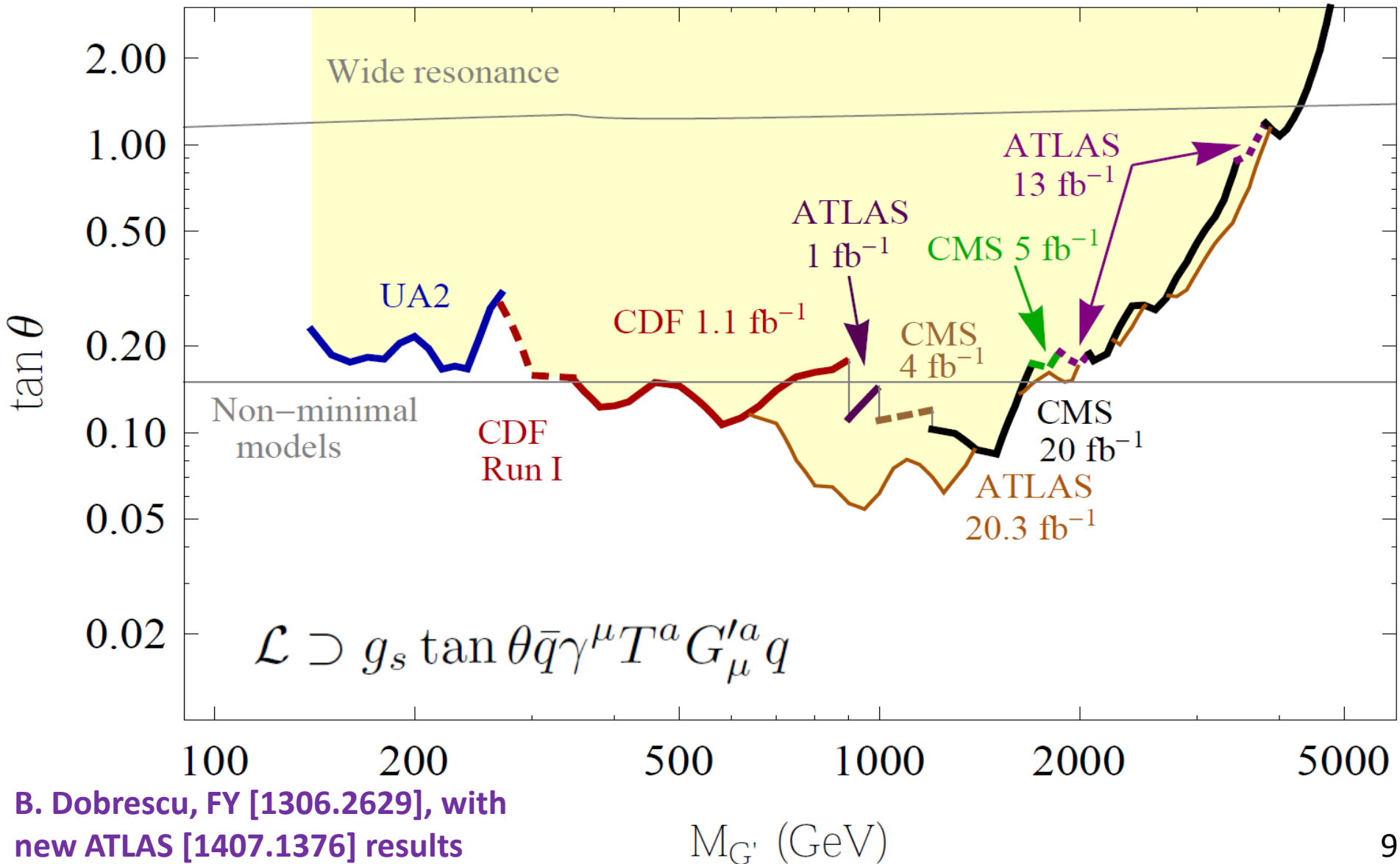
B. Dobrescu, FY [1306.2629], with
new ATLAS [1407.1376] results

Current g_B vs. $M_{Z'}$ limits: Z'_B dijet resonance

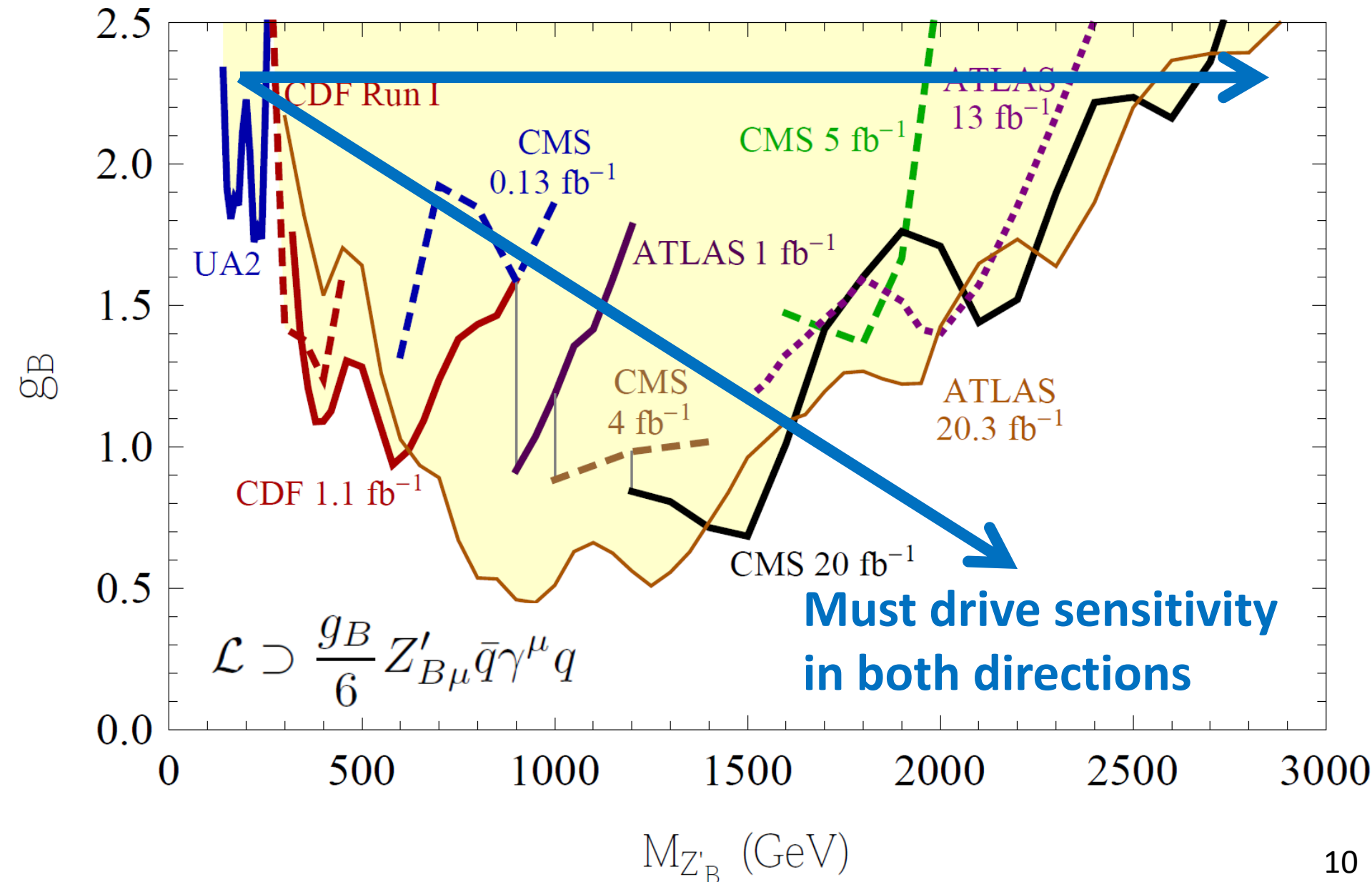


B. Dobrescu, FY [1306.2629], with
new ATLAS [1407.1376] results

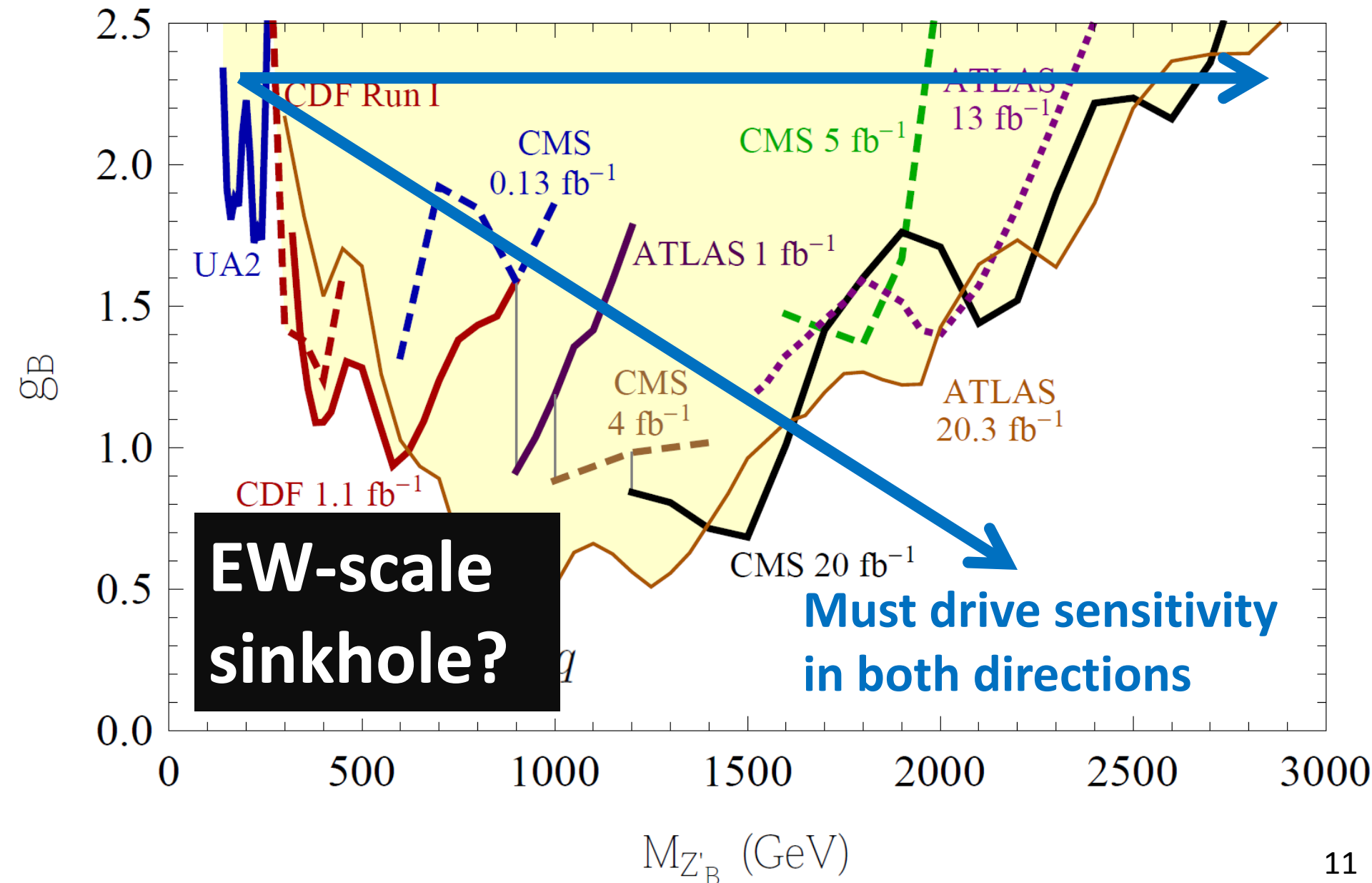
Current $\tan \theta$ vs. $M_{G'}$ limits: Coloron



Onward and outward



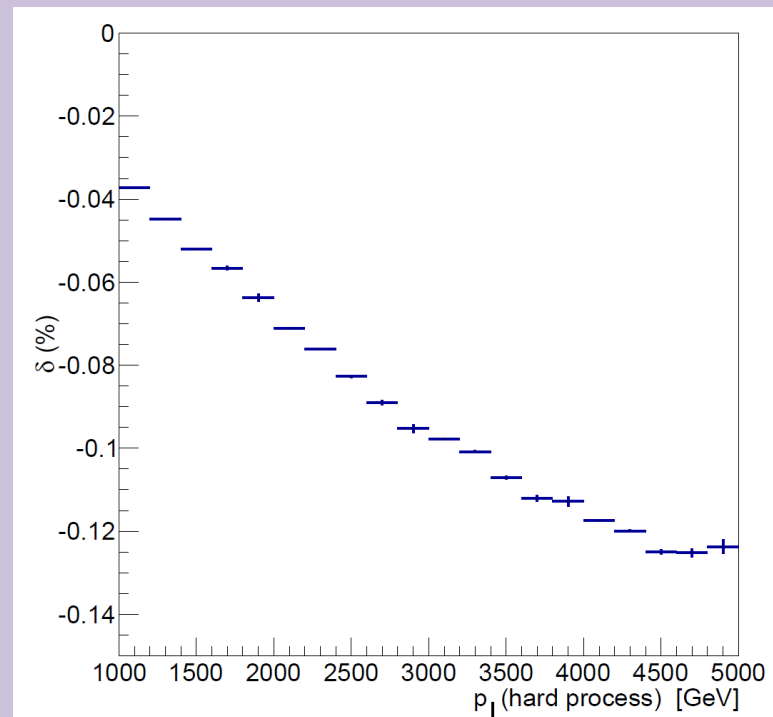
Onward and outward



The 100 TeV leap

- Background is pure QCD production
- Complicated by EW Sudakovs, pileup, PDFs
- Motivates unified treatment of “weak jets”
- Motivates full NNLO QCD + NLO EW calculation

Veto fraction of events with a real weak boson emission



Background estimation

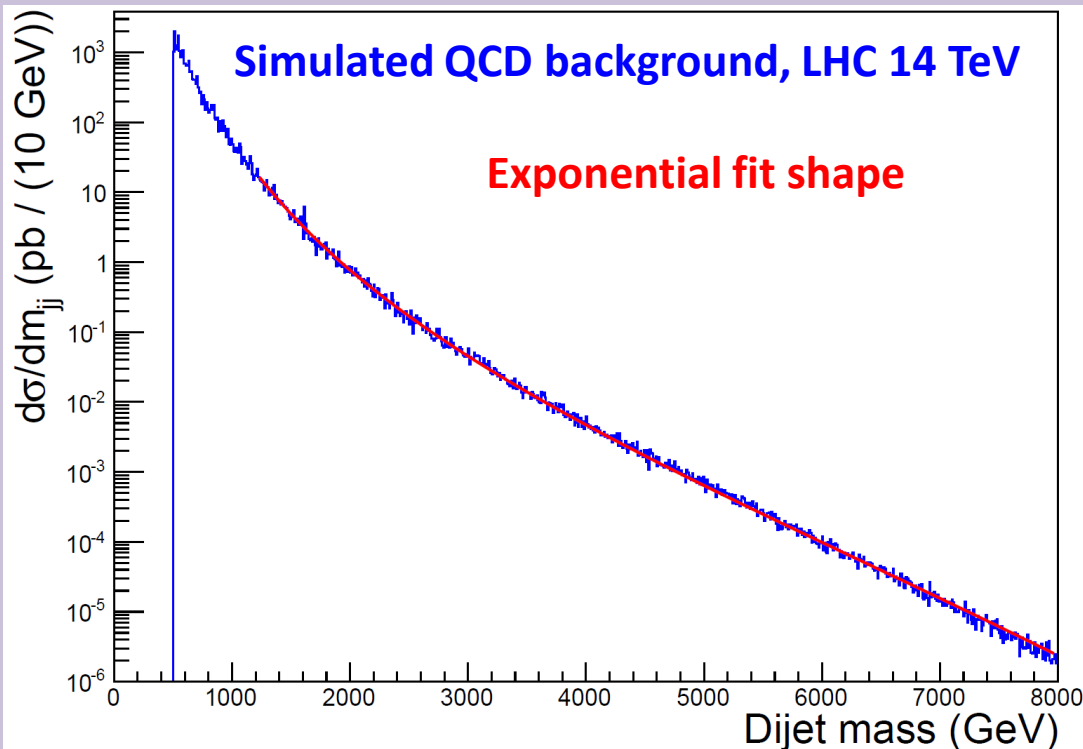
- Generate QCD background in bins of leading jet p_T using MadGraph5 + Pythia 6 with MLM matching
 - Cluster with FastJet, anti- k_T , $R = 0.5$

Follow similar procedure as
CMS NOTE 2006/069 and
CMS NOTE 2006/070

p_T bin	14 TeV	33 TeV	100 TeV	p_T bin	14 TeV	33 TeV	100 TeV
1	0.100 – 0.150	0.200 – 0.300	0.500 – 0.650	13	1.60 – 1.80	2.75 – 3.10	4.00 – 4.75
2	0.150 – 0.200	0.300 – 0.400	0.650 – 0.800	14	1.80 – 2.00	3.10 – 3.50	4.75 – 5.50
3	0.200 – 0.250	0.400 – 0.550	0.800 – 1.00	15	2.00 – 2.25	3.50 – 4.00	5.50 – 6.25
4	0.250 – 0.325	0.550 – 0.700	1.00 – 1.30	16	2.25 – 2.50	4.00 – 4.50	6.25 – 7.00
5	0.325 – 0.400	0.700 – 0.850	1.30 – 1.55	17	2.50 – 2.80	4.50 – 5.00	7.00 – 8.50
6	0.400 – 0.500	0.850 – 1.00	1.55 – 1.80	18	2.80 – 3.00	5.00 – 6.00	8.50 – 10.0
7	0.500 – 0.650	1.00 – 1.25	1.80 – 2.10	19	3.00 – 3.30	6.00 – 7.00	10.0 – 12.5
8	0.650 – 0.800	1.25 – 1.50	2.10 – 2.40	20	3.30 – 3.75	7.00 – 8.50	12.5 – 15.0
9	0.800 – 1.00	1.50 – 1.75	2.40 – 2.70	21	3.75 – 4.10	8.50 – 10.0	15.0 – 17.5
10	1.00 – 1.20	1.75 – 2.00	2.70 – 3.00	22	4.10 – 4.50	10.0 – 11.5	17.5 – 20.0
11	1.20 – 1.40	2.00 – 2.30	3.00 – 3.50	23	4.50 – 6.00	11.5 – 13.0	20.0 – 25.0
12	1.40 – 1.60	2.30 – 2.75	3.50 – 4.00	24	6.00+	13.0+	25.0+

Background estimation

- Generate QCD background in bins of leading jet p_T using MadGraph5 + Pythia 6 with MLM matching
 - Cluster with FastJet, anti- k_T , $R = 0.5$
 - Form dijet invariant mass spectrum



Flat K-factor of 1.40
No pile-up
No EW Sudakov
Minimal detector
smearing
Dijet trigger left free

EW Sudakov and dijets

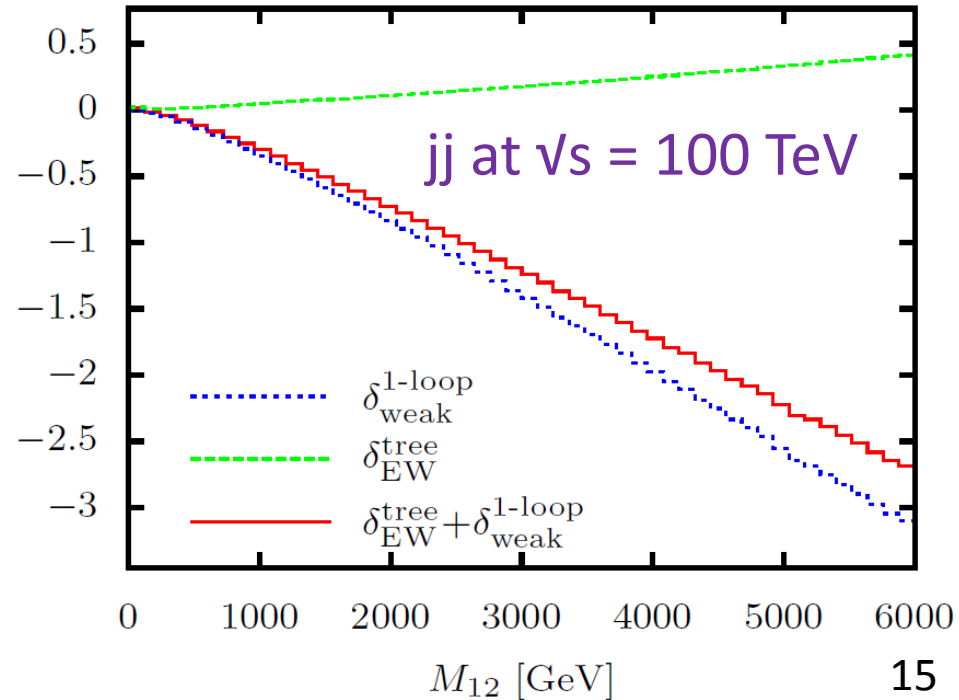
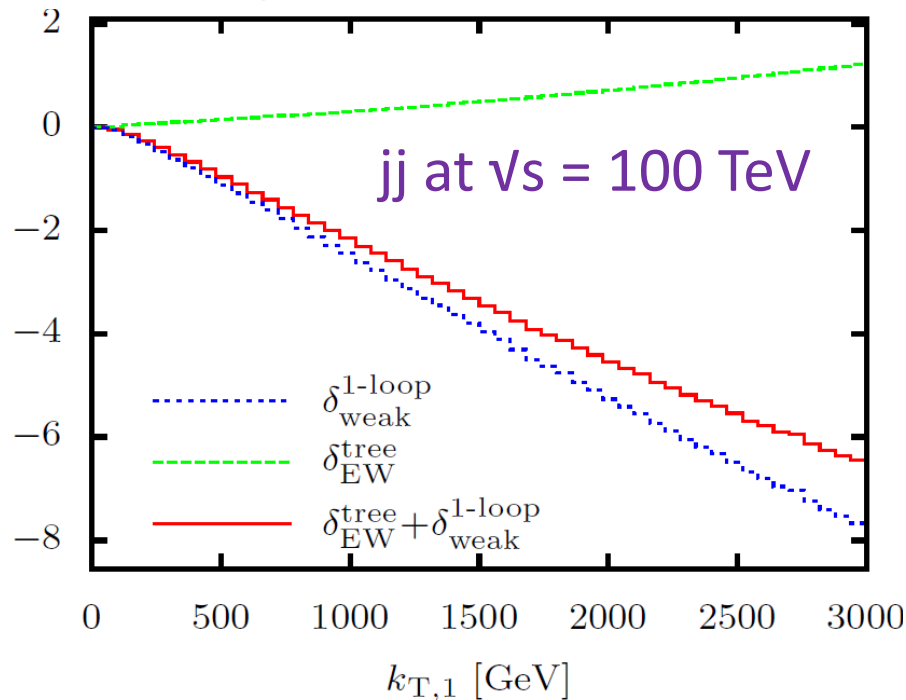
- EW virtual and tree corrections alter leading and subleading jet p_T

Mishra, et. al. [1308.1430]

- Expect reduced effect if include real EW emission in shower

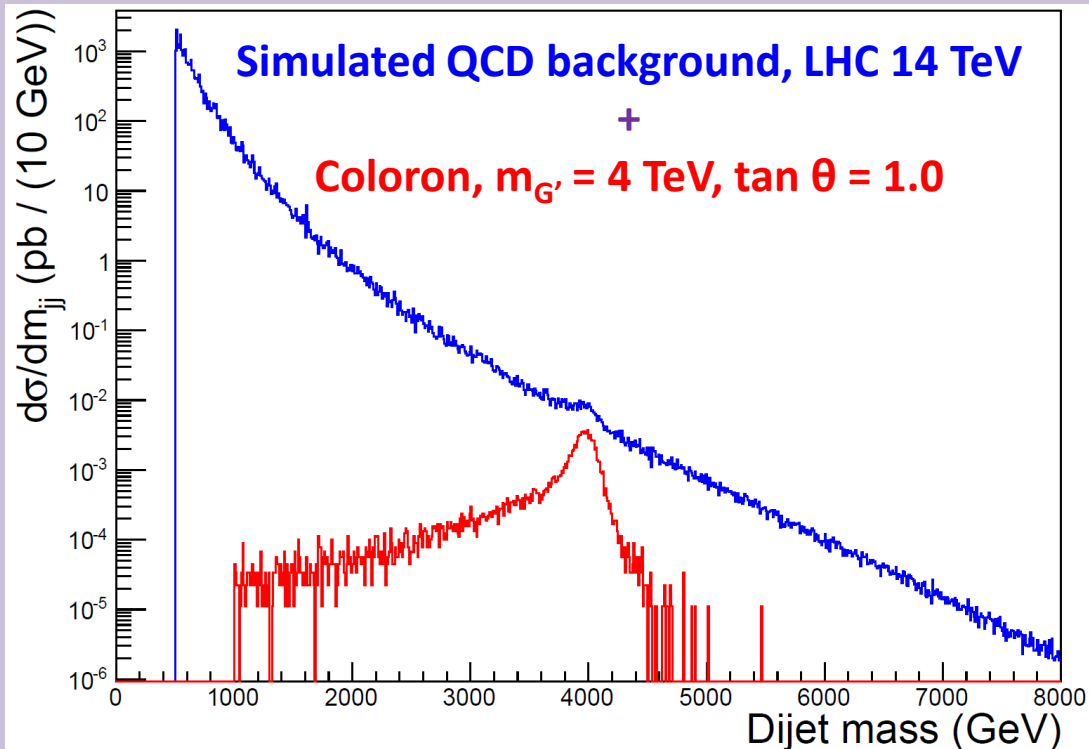
$$\sigma^{\text{NLO}} = \sigma_{\text{QCD}}^0 \times (1 + \delta_{\text{EW}}^{\text{tree}}) \times (1 + \delta_{\text{weak}}^{\text{1-loop}})$$
$$\simeq \sigma_{\text{QCD}}^0 \times (1 + \delta_{\text{EW}}^{\text{tree}} + \delta_{\text{weak}}^{\text{1-loop}}).$$

Not too significant for M_{jj}

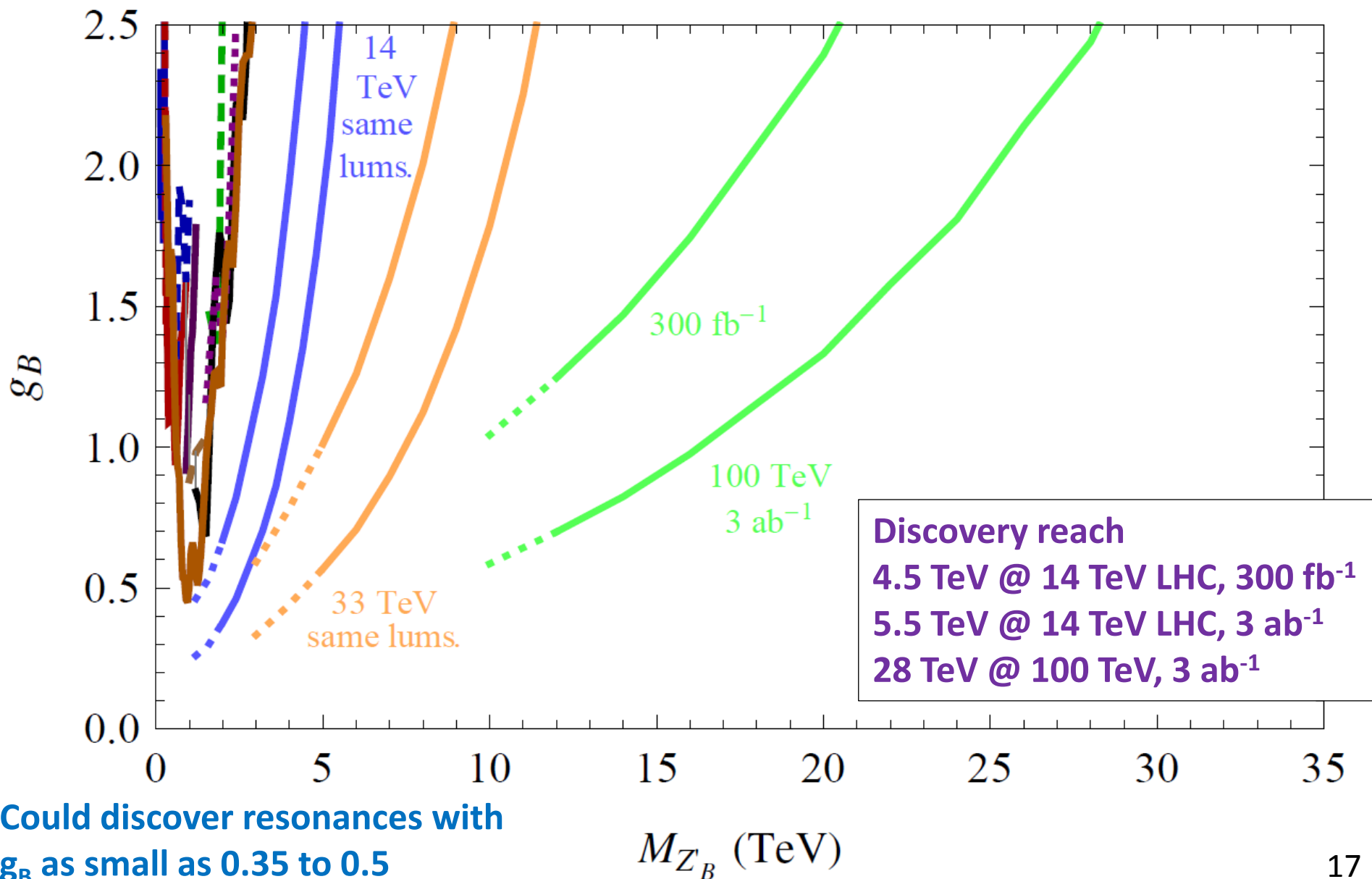


Estimating future sensitivity

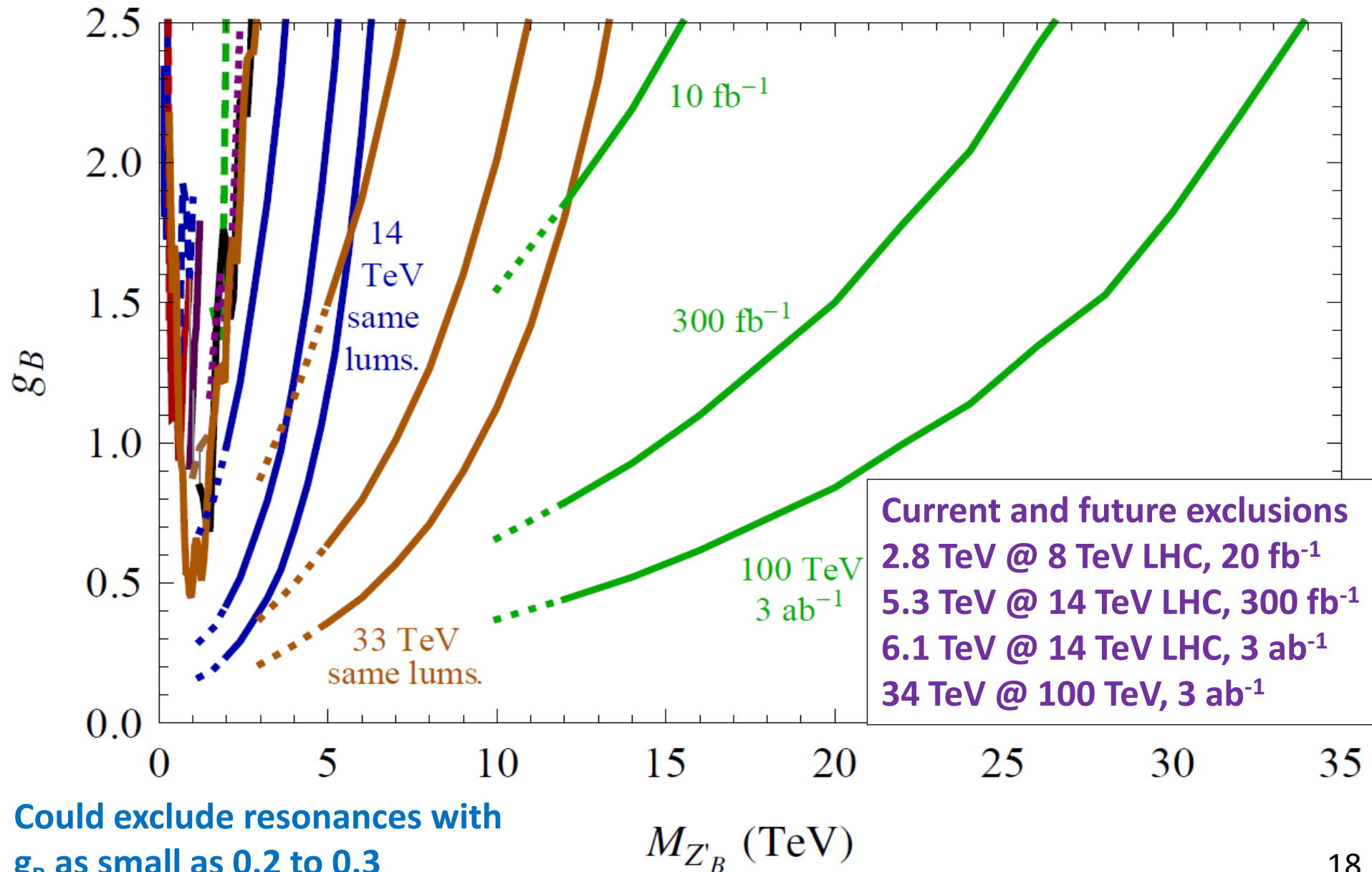
- Bump hunt for narrow signal peak
- Impose cuts of CMS [1302.4794] analysis, modestly scaled up to 100 TeV
- Projections based only on statistical uncertainties



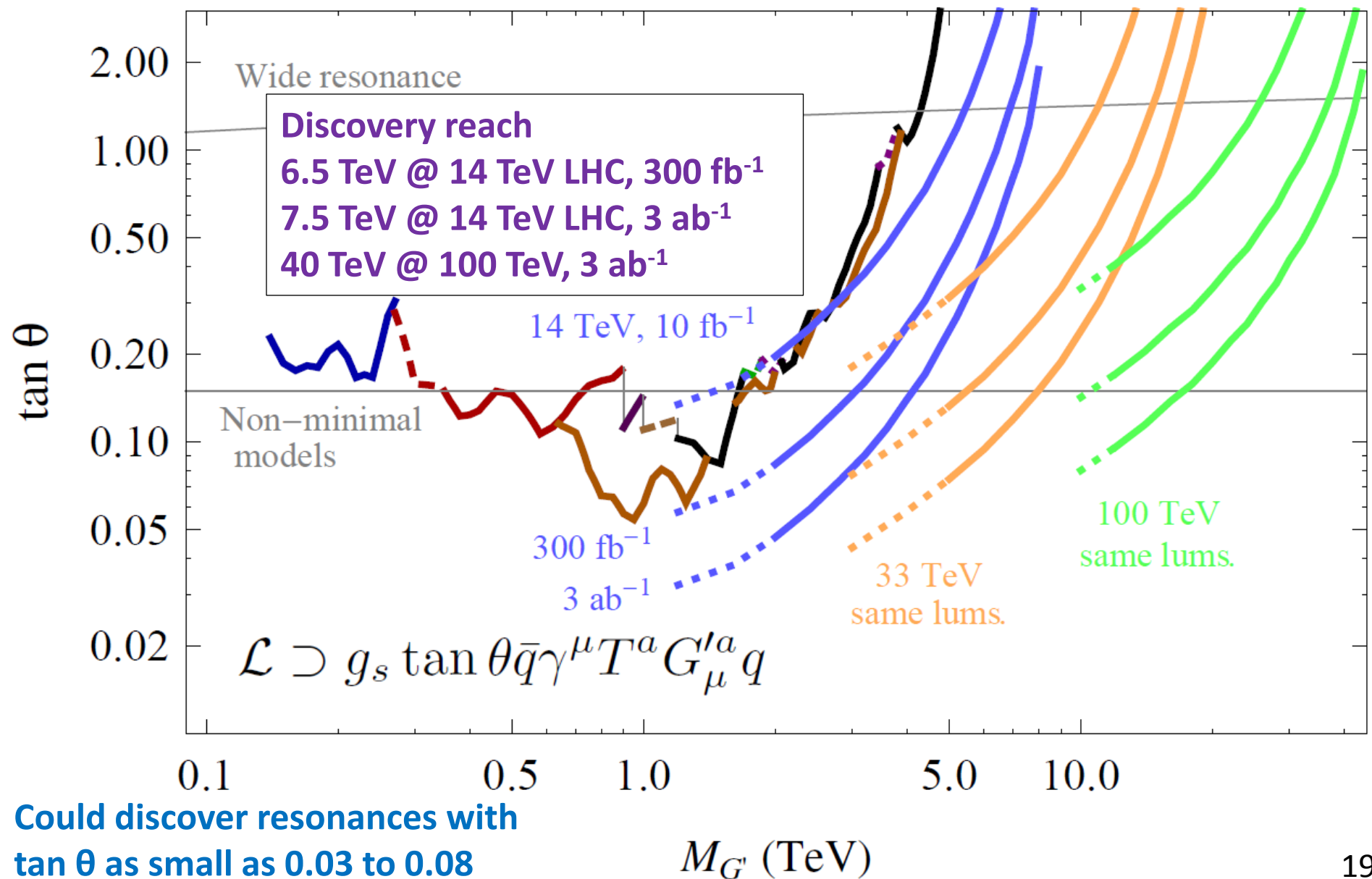
5σ discovery reach: Z'_B



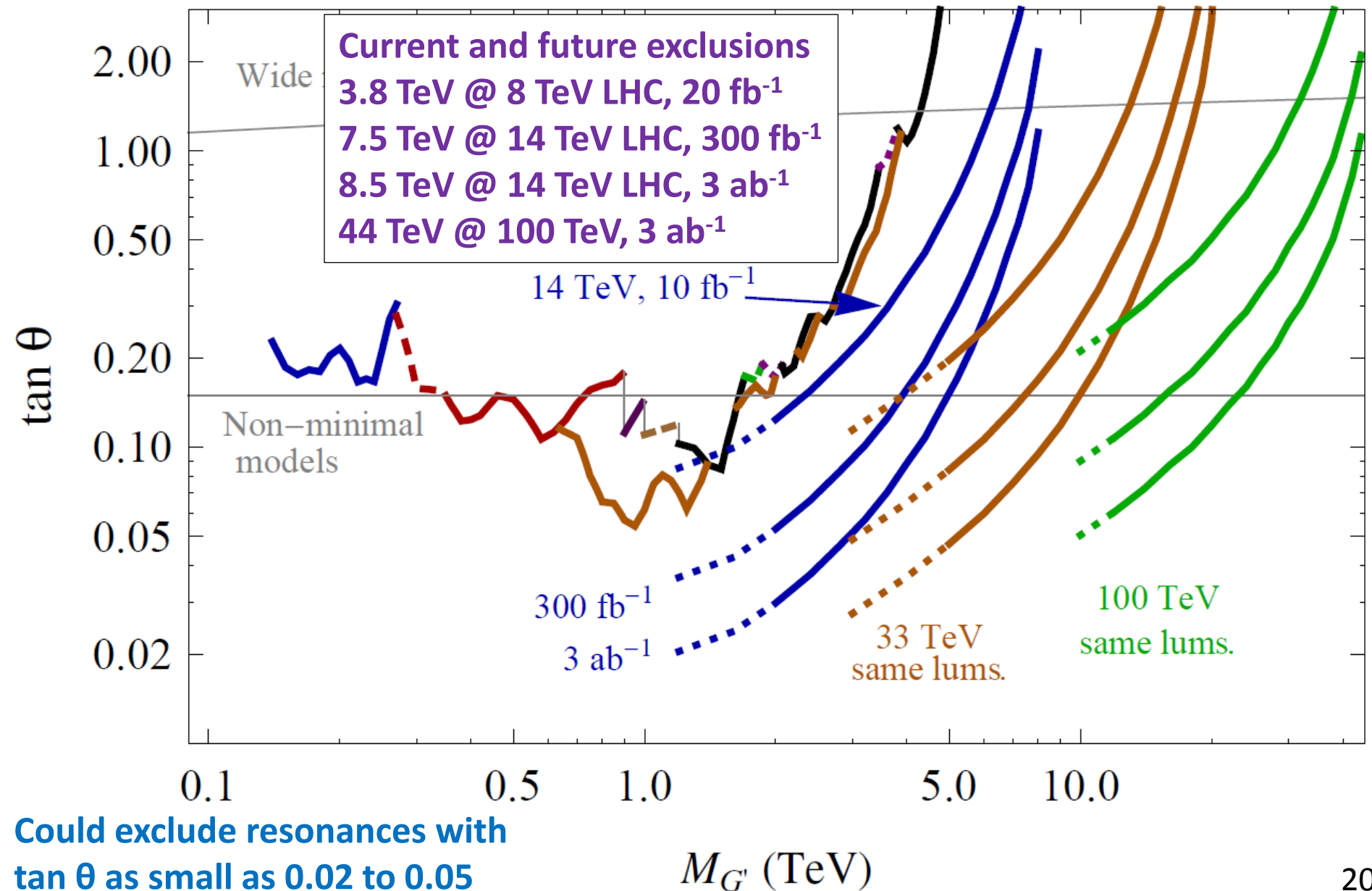
95% C.L. exclusion reach: Z'_B



5 σ discovery reach: G'



95% C.L. exclusion reach: G'



Physics in the 100 TeV multijet final state

- Start of resonance search window is driven by trigger
 - Likely underestimated reach for TeV-scale resonances
- Prospects for sub-TeV mass window require alternate triggers (e.g. different final states)
 - Mainly pursue with current LHC data
 - $W+jj$, $Z+jj$, $\gamma+jj$
 - Explore data scouting further
- Going beyond – plenty more resonances to cover
 - Three-jet resonances (RPV gauginos)
 - Pairs of dijets (RPV stops)
 - $t\bar{t}$ resonance
- “Weak jets” as a new object class to use in analyses

Summary

- Understanding dijets is critical
 - If history holds, a dijet resonance search is likely the first BSM result from any future hadron collider
- Coupling–mass mapping provides a useful presentation of current limits and future sensitivities
 - A 100 TeV machine increases mass reach by a factor of 5-6 compared to 14 TeV
 - Weak-scale coupling reach is limited by trigger and luminosity

Past searches

Collider \sqrt{s} (TeV)	Experiment Luminosity (fb ⁻¹)	Mass Range (GeV)				
$p\bar{p}$, 0.63	UA1 [2] 4.9×10^{-4}	150–400	pp , 7	ATLAS [11] 3.15×10^{-4}	300–1700	
	UA2 [3] 4.7×10^{-3}	80–320		ATLAS [12] 3.6×10^{-2}	600–4000	
	UA2 [4] 10.9×10^{-3}	140–300		ATLAS [13] 0.16	900–4000	
				ATLAS [14] 0.81	900–4000	
$p\bar{p}$, 1.8	CDF [5] 2.6×10^{-6}	60–500		ATLAS [15] 1.0	900–4000	
	CDF [6] 4.2×10^{-3}	200–900		ATLAS [16] 4.8	1000–4000	
	CDF [7] 1.9×10^{-2}	200–1150		CMS [19] 2.9×10^{-3}	500–2600	
	CDF [8] 0.11	200–1150		CMS [20] 1.0	1000–4100	
				CMS [21] 5.0	1000–4300	
	D0 [10] 0.11	200–900		CMS [22] 0.13	600–1000	
	$p\bar{p}$, 1.96	CDF [9] 1.1	260–1400	pp , 8	CMS [23] 4.0	1000–4800
			ATLAS [17] 5.8		1500–4000	
			ATLAS [18] 13		1500–4800	
			CMS [24] 20		1200–5300	

Also, new ATLAS [1407.1376] results with 20.3 fb⁻¹, mass reach from 300-4400 GeV

MC QCD background

- Get smooth QCD background after generating MC in bins of leading jet p_T

