



SEARCH FOR CP VIOLATION IN $D^0 \rightarrow KK, \pi\pi, K\pi$ AND $D^0 \rightarrow \pi^0\pi^0$

Tara Nanut



Jozef Stefan Institute

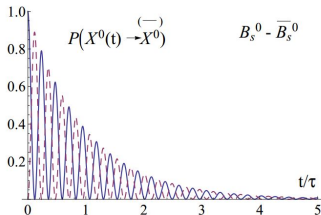
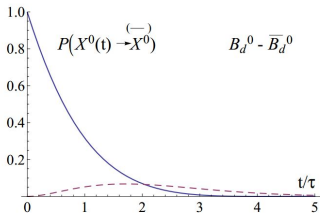
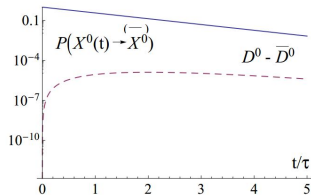
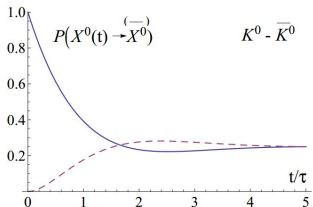
on behalf of the Belle Collaboration

7th International Workshop on Charm Physics

May 2015

$D^0 - \bar{D}^0$ mixing

- mixing in D^0 meson system considerably smaller than in K^0, B^0



$$|D_{1,2}^0\rangle = p|D^0\rangle \pm q|\bar{D}^0\rangle$$

- mixing parameters $x = \Delta m/\Gamma, y = \Delta\Gamma/2\Gamma$
- if $p \neq q \rightarrow |D_{1,2}^0\rangle$ not CP eigenstates \rightarrow CPV

From mixing to CPV

From mixing arises a difference in effective lifetime of CP eigenstates ($KK, \pi\pi$) and flavour eigenstates ($K\pi$):

$$\begin{aligned} y_{CP} &= \frac{\tau(D^0 \rightarrow K^- \pi^+)}{\tau(D^0 \rightarrow K^+ K^-)} - 1 = \\ &= y \cos(\phi) - \frac{1}{2} A_M x \sin(\phi) \stackrel{\text{no CPV}}{=} y \end{aligned} \quad (1)$$

$$\begin{aligned} \phi &= \arg(p/q) \stackrel{\text{no CPV}}{=} 0 \\ A_M &= |q/p| - |p/q| \stackrel{\text{no CPV}}{=} 0 \end{aligned}$$

Difference in effective lifetimes of CP eigenstates of D^0, \bar{D}^0 gives a non-zero asymmetry:

$$\begin{aligned} A_\Gamma &= \frac{\tau(\bar{D}^0 \rightarrow K^- K^+) - \tau(D^0 \rightarrow K^+ K^-)}{\tau(\bar{D}^0 \rightarrow K^- K^+) + \tau(D^0 \rightarrow K^+ K^-)} = \\ &= \frac{1}{2} A_M y \cos(\phi) - x \sin(\phi) \stackrel{\text{no CPV}}{=} 0 \end{aligned} \quad (2)$$

SM CPV in charm $\mathcal{O}(10^{-3}) \rightarrow$ anything larger indicates NP.

$$D^0 \rightarrow KK, \pi\pi, K\pi$$

update of PRL 98, 211803 (2007)

TIME-DEPENDENT ANALYSIS

- measure only indirect CPV - common to all D^0 decay modes
- get y_{CP}, A_{Γ} from measurements of proper decay time

Updated analysis:

- twice as large data sample: 976 fb^{-1}
($\Upsilon(4S), \Upsilon(1S), \Upsilon(2S), \Upsilon(3S), \Upsilon(5S)$)
- improved analysis method - take into account
 - two different configurations of SVD
 - polar angle dependence
- final results are shown here



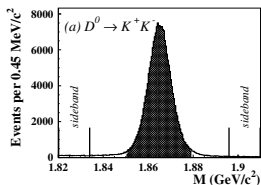
$$D^0 \rightarrow KK, \pi\pi, K\pi$$

Selection

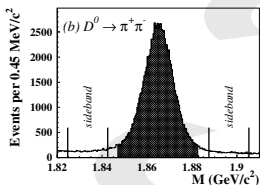
Flavour tag vertex fit $p_{CMS}(D^{*+})$ window in $m(D^0)$ window in q σ_t	$D^{*+} \rightarrow D^0 \pi_S^+$ p value $> 10^{-3}$ > 2.5 GeV (3.1 GeV for $\Upsilon(5S)$) $2.25\sigma_M$ ($\sigma_M \approx 6 - 8$ MeV) 0.66 MeV (SVD1), 0.82 MeV (SVD2) < 440 fs (SVD1), 370 fs (SVD2)
---	--

Table: Selection criteria.

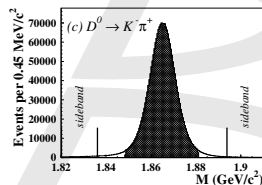
Optimisation: minimal statistical error on y_{CP} .



Signal yield: 242×10^3



Signal yield: 114×10^3



Signal yield: 2.61×10^6

$D^0 \rightarrow KK, \pi\pi, K\pi$

Lifetime fit

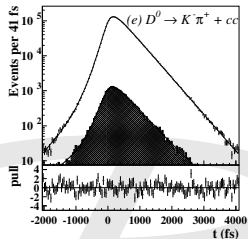
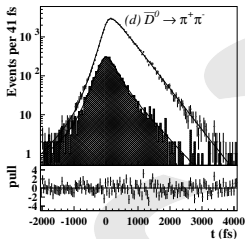
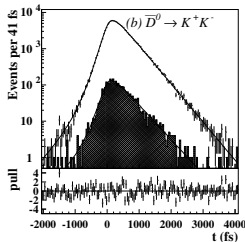
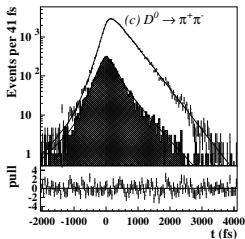
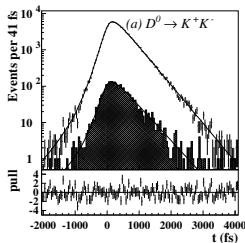
- Proper decay time t distribution:

$$F(t) = \frac{N}{\tau} \int e^{-t'/\tau} R(t - t') dt' + B(t)$$

- Perform simultaneous binned maximum likelihood fit to all 3 channels (KK, $\pi\pi$, $K\pi$), separately for SVD1,2.
- $\cos(\theta^*)$ dependence \rightarrow perform fit in bins of $\cos(\theta^*)$.
- Combine results from all bins with least squares fit to constant to obtain the final result.
- Fit tested on MC, linearity tests show no bias.

$$D^0 \rightarrow KK, \pi\pi, K\pi$$

Lifetime fit



$$D^0 \rightarrow KK, \pi\pi, K\pi$$

Systematics and result

Source	Δy_{CP} (%)	ΔA_γ (%)
SVD misalignment	0.060	0.041
Mass window position	0.007	0.009
Background	0.059	0.050
Resolution function	0.030	0.002
Binning	0.021	0.066
Total	0.092	0.066

Table: Systematic uncertainties.

FINAL RESULT:

$$A_\Gamma = [-0.03 \pm 0.20(stat.) \pm 0.07(syst.)]\%$$

$$y_{CP} = [1.11 \pm 0.22(stat.) \pm 0.09(syst.)]\%$$

consistent with no CPV

4.7 σ significance

$$D^0 \rightarrow KK, \pi\pi$$

TIME-INTEGRATED ANALYSIS

- measure direct + indirect CPV
- asymmetry due to a difference in time-integrated decay rates of $D^0 \rightarrow f, \bar{D}^0 \rightarrow \bar{f}$:

$$A_{CP} = \frac{\Gamma(D^0 \rightarrow f) - \Gamma(\bar{D}^0 \rightarrow \bar{f})}{\Gamma(D^0 \rightarrow f) + \Gamma(\bar{D}^0 \rightarrow \bar{f})}$$

Experimentally measured quantity:

$$\begin{aligned} A_{raw} &= \frac{N(D^0 \rightarrow f) - N(\bar{D}^0 \rightarrow \bar{f})}{N(D^0 \rightarrow f) + N(\bar{D}^0 \rightarrow \bar{f})} = \\ &= A_{CP} + A_{FB} + A_{\pi_S^+} \end{aligned}$$

- get A_{CP} from extracted signal yields and corrections for detector-induced asymmetries and asymmetries in production

$$D^0 \rightarrow KK, \pi\pi$$

Detector-induced and production asymmetries

DETECTOR-INDUCED ASYMMETRY

- due to different reconstruction efficiencies for π_S^+, π_S^-
- determined from tagged and untagged $D^0 \rightarrow K\pi$ decays
- evaluated in bins of $p_{\pi_S}, \theta_{\pi_S}$

PRODUCTION ASYMMETRY

- forward-backward asymmetry in production of D^{*+} and D^{*-}
($\gamma - Z^0$ interference and higher order QED effects in $e^+e^- \rightarrow c\bar{c}$)
- assumed same for all charm mesons
- odd function of θ^* , correct for using:

$$A_{CP} = \frac{1}{2} [A_{rec}^{corr}(\cos \theta^*) + A_{rec}^{corr}(-\cos \theta^*)] \text{ and}$$

$$A_{FB} = \frac{1}{2} [A_{rec}^{corr}(\cos \theta^*) - A_{rec}^{corr}(-\cos \theta^*)]$$

where A_{rec}^{corr} is after $A_{\pi_S^+}$ correction

$$D^0 \rightarrow KK, \pi\pi$$

Selection and A_{CP} extraction

	all	KK	K π	$\pi\pi$
Flavour tag vertex fit $p_{CMS}(D^{*+})$ [GeV] window in $m(D^0)$ [MeV] window in q [MeV]	$D^{*+} \rightarrow D^0 \pi_S^+$ p value $> 10^{-3}$ > 2.5 (3.1 for $\Upsilon(5S)$)	17.8 1.00	17.8 1.85	17.2 0.90

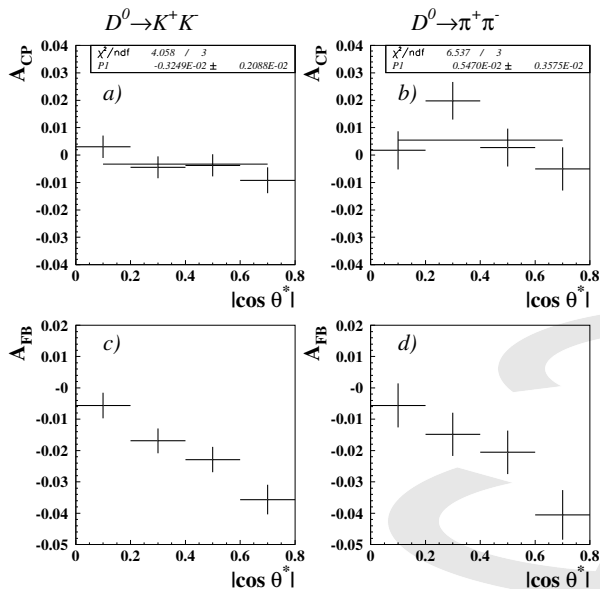
Table: Selection criteria.

Optimisation: minimal error on asymmetry (σ_A).

- Extract signal yield from signal window via background subtraction.
- Determine background from 2 sidebands ± 20 MeV from $m(D_{nom}^0)$.
- Limit to $|\cos \theta^*| < 0.8$ to decrease A_{π_S} -related systematics.
- A_{CP} extracted via fit to constant.

$$D^0 \rightarrow KK, \pi\pi$$

A_{CP} fit



$D^0 \rightarrow KK, \pi\pi$

Systematics and result

	$A_{CP}^{KK}(\%)$	$A_{CP}^{\pi\pi}(\%)$	$\Delta A_{CP}(\%)$
Signal counting method	0.055	0.023	0.037
π_S correction	0.065	0.067	0.014
A_{CP} extraction method	0.06	0.050	0.051
Total	0.085	0.087	0.064

Table: Systematic uncertainties.

FINAL RESULT:

$$A_{CP}^{KK} = [-0.32 \pm 0.21(stat.) \pm 0.09(syst.)]\%$$

$$A_{CP}^{\pi\pi} = [0.55 \pm 0.36(stat.) \pm 0.09(syst.)]\%$$

$$\Delta A_{CP} = [-0.87 \pm 0.41(stat.) \pm 0.06(syst.)]\%$$

Results consistent with no CPV.

$$D^0 \rightarrow \pi^0 \pi^0$$

PRL 112, 211601 (2014)

TIME-INTEGRATED ANALYSIS

Flavour tag $p_{CMS}(D^{*+})$ mass window $m(D^0)$ mass window Δm	$D^{*+} \rightarrow D^0 \pi_S^+$ > 2.5 GeV (3.1 GeV for $\Upsilon(5S)$) (1.758, 1.930) GeV (0.14, 0.16) GeV
--	---

Table: Selection criteria.

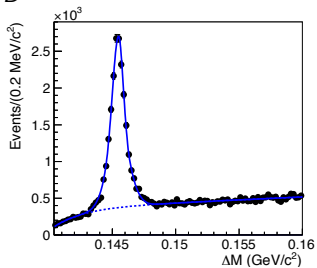
Optimisation: minimal error on A_{rec} .

- Fit $\Delta m = m(D^{*+}) - m(D^0)$ simultaneously for D^0, \bar{D}^0 .
- Perform fit in bins of $(\cos(\theta^*), p_T^{\pi_S}, \cos(\theta^{\pi_S}))$.
- Obtain average via a χ^2 fit on values in bins of $\cos(\theta^*)$.
- Procedure tested and confirmed on MC.

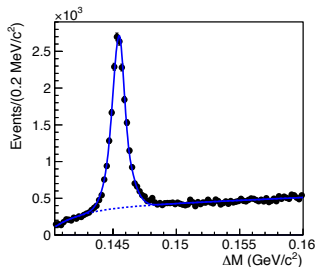
$$D^0 \rightarrow \pi^0 \pi^0$$

Δm fit and asymmetries fit

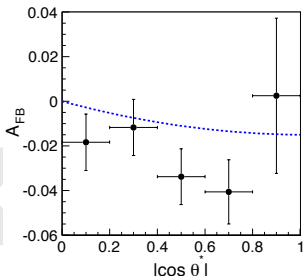
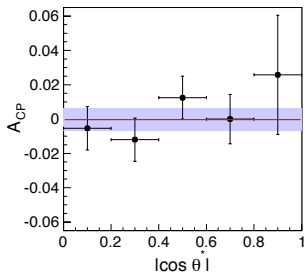
D^0



\bar{D}^0



Signal yield: 34460 ± 273



$$D^0 \rightarrow \pi^0 \pi^0$$

Systematics and result

signal shape	0.03
π_S correction	0.07
A_{CP} extraction method	0.07
Total	0.10

Table: Systematic uncertainties.

FINAL RESULT:

$$A_{CP} = [-0.03 \pm 0.64(stat.) \pm 0.10(syst.)]\%$$

Result consistent with no CPV.

Summary and conclusion

- We have searched for CP violation in decays of $D^0 \rightarrow KK, \pi\pi, K\pi$ and $D^0 \rightarrow \pi^0\pi^0$.
- Results are consistent with no CPV (direct or indirect).
- Here Belle story finishes... for Belle II prospects, see talk by Marko Starič (Friday).

